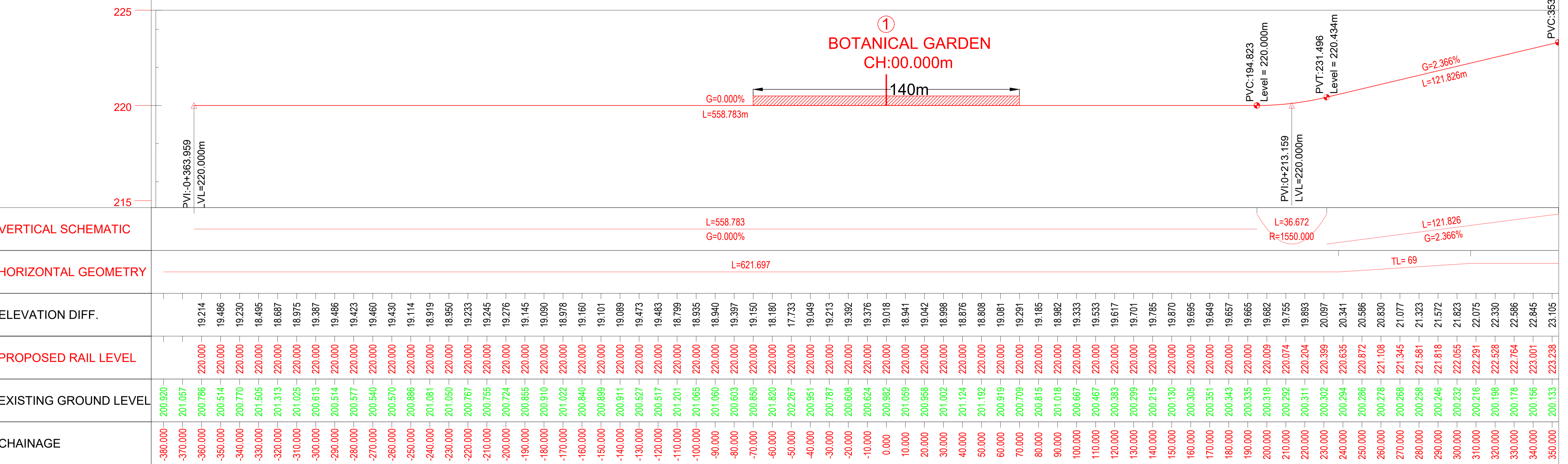
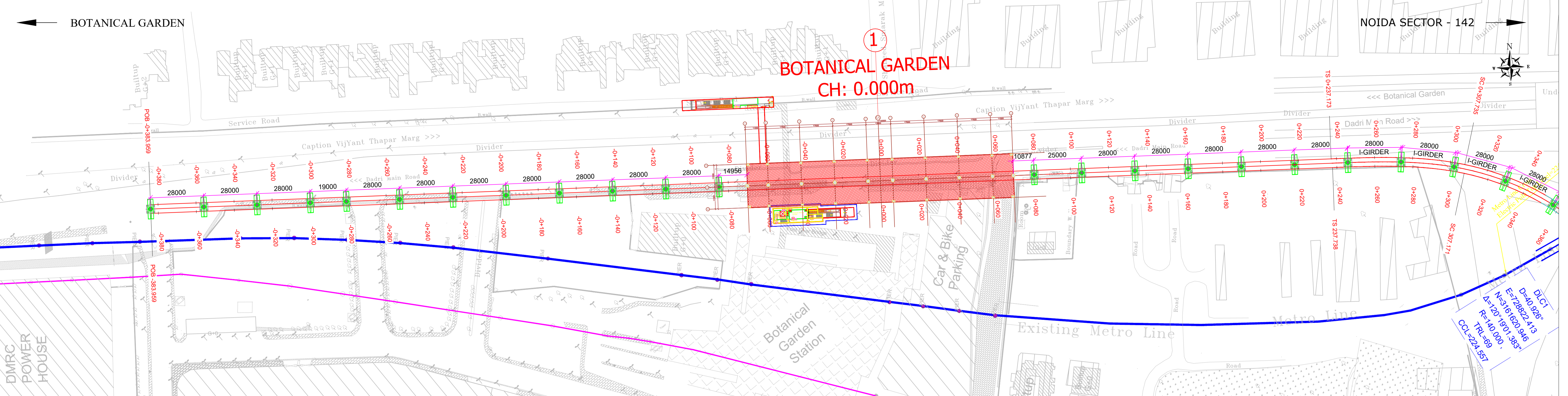


**1**  
**BOTANICAL GARDEN**  
CH: 0.000m



**TENDER DRAWING**

This drawing must not be loaned, copied or otherwise reproduced in whole or in part or used for any purpose without the prior written permission of NMRC.

**NOIDA METRO RAIL CORPORATION LTD.**  
Block-III, 3rd Floor, Ganga Shopping Complex, Sector-29, Noida -201301,  
District Gautam Budh Nagar, Uttar Pradesh, India

PROJECT: NGNECC-01: Part Design & Construction of Elevated Viaduct and 10 nos. of Elevated Stations for Extension Projects of NMRC's Aqua Line from Botanical Garden to Noida Sec-142 (from Chainage (-) 383.959 to 12130.143) and from Depot Station to Boraki MMTH (Chainage 28678.253 to 31263.482).

VIADUCT  
DRAWING TITLE: GENERAL ARRANGEMENT DRAWING PLAN AND PROFILE FROM CH DN LINE: -380m TO CH: 340m

NORTH	DRAWN BY: P. BISHT	CHECKED BY: D.S	VERIFIED BY: P. Kundu	APPROVED BY: P. Banerjee
DATE: 20.04.2026	REV: R0	SCALE: NTS	STATUS: TENDER	NGNEDDC
ORDER N° P36-0022	DRAWING NUMBER: NGNE-ALG-TED-STR-10001	SHEET NO. 01 OF 18	SHEET SIZE A1	

**GENERAL NOTES:**

- ALL DIMENSIONS ARE IN MILLIMETER UNLESS MENTIONED.
- ALL DIMENSIONS ARE TO BE READ AND NOT MEASURED.
- ANY DISCREPANCY MUST BE BROUGHT TO THE NOTICE OF THE DMRC BEFORE EXECUTION OF WORK AT SITE.
- THIS DRAWING MUST BE READ IN CONJUNCTION WITH ALL RELEVANT ARCHITECTURAL, STRUCTURAL, PLUMBING & FIRE FIGHTING, ELECTRICAL AND TRAFFIC MANAGEMENT DRAWINGS.
- ALL DOOR/WINDOW CILL & LINTEL LEVELS ARE MEASURED FROM MAIN FLOOR FINISHED LEVELS.

**REFERENCE DRAWINGS**

REVISION	DESCRIPTION	DRAWING NO.

**REVISIONS**

REV.	DESCRIPTION	DATE	DRAWN BY	CHECKED BY
R0	INITIAL DRAWING	20.04.2026	PB	D.S

**APPROVAL OF NMRC OFFICIALS**

--	--	--	--	--

Certified that this document has been designed and checked in accordance with DDC Quality Assurance Plan.

Architecture Design In-charge/ Coordinator: [Signature]

Structure Design In-charge/ Coordinator: [Signature]

E&M Design In-charge/ Coordinator: [Signature]

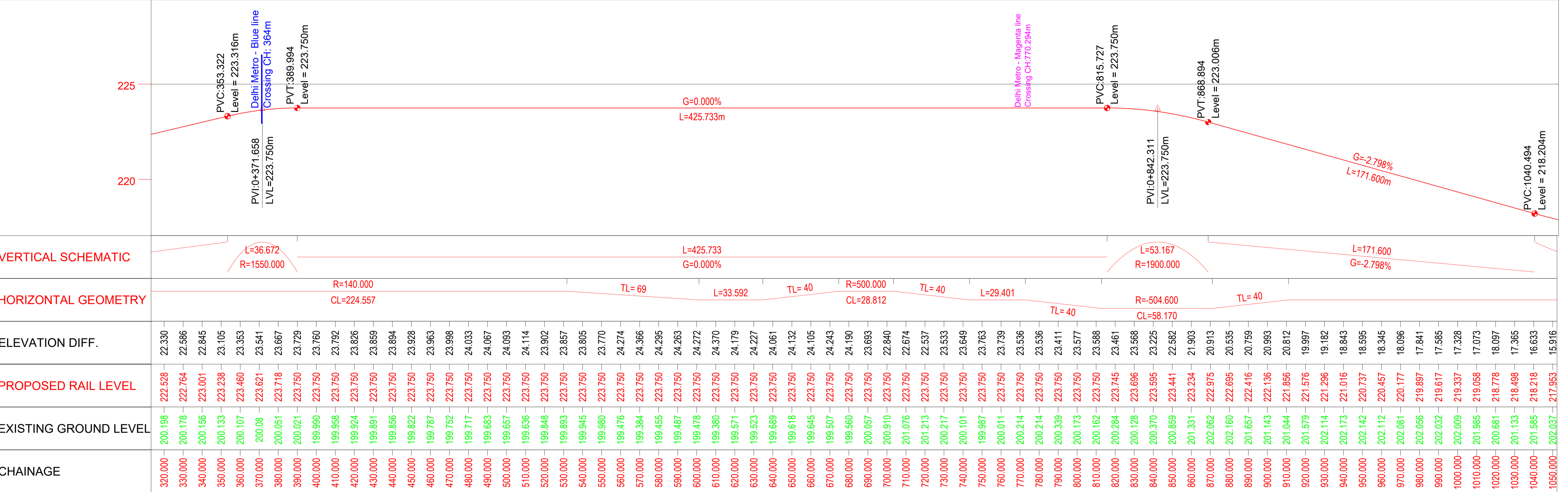
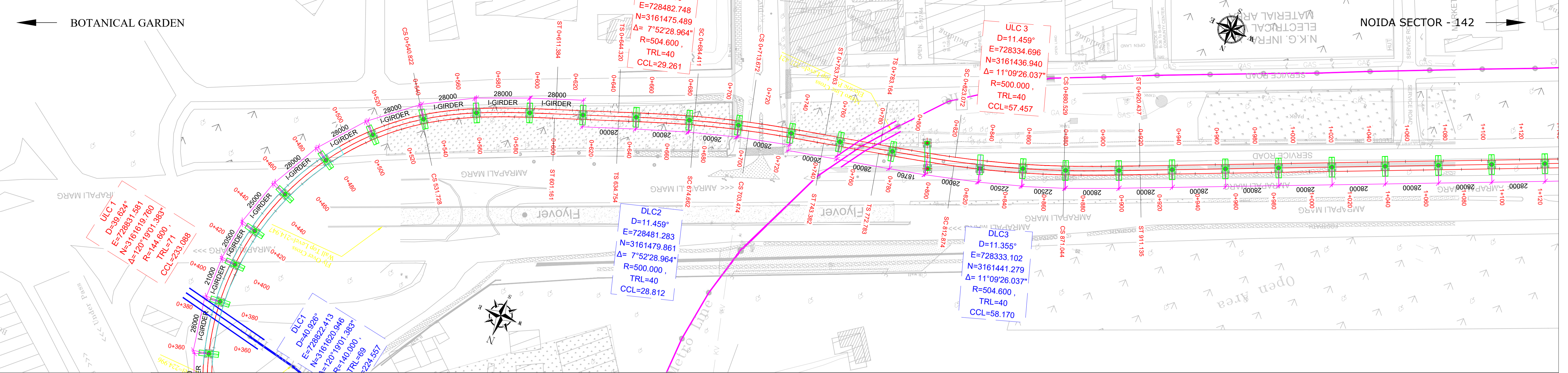
DETAIL DESIGN CONSULTANT:

**ayesa**  
Ayesa India Private Limited  
D 99, 3rd Floor, Sector 2, Noida -201301, Gautam Budh Nagar, Uttar Pradesh  
Tel.: +(91) 120 490 8800, Email: dcdd05@ayesa.com

THIS DRAWING IS THE PROPERTY OF NOIDA METRO RAIL CORPORATION LTD.

BOTANICAL GARDEN

NOIDA SECTOR 142



CHAINAGE	EXISTING GROUND LEVEL	PROPOSED RAIL LEVEL	ELEVATION DIFF.	HORIZONTAL GEOMETRY	VERTICAL SCHEMATIC
320.000	200.198	222.528	22.330		
330.000	200.178	222.764	22.586		
340.000	200.156	223.001	22.845		
350.000	200.133	223.238	23.105		
360.000	200.107	223.460	23.353		
370.000	200.080	223.621	23.541		
380.000	200.051	223.718	23.667		
390.000	200.021	223.750	23.729		
400.000	199.990	223.750	23.760		
410.000	199.958	223.750	23.792		
420.000	199.924	223.750	23.826		
430.000	199.891	223.750	23.859		
440.000	199.856	223.750	23.894		
450.000	199.822	223.750	23.928		
460.000	199.787	223.750	23.963		
470.000	199.752	223.750	23.998		
480.000	199.717	223.750	24.033		
490.000	199.683	223.750	24.067		
500.000	199.657	223.750	24.093		
510.000	199.636	223.750	24.114		
520.000	199.648	223.750	23.902		
530.000	199.893	223.750	23.857		
540.000	199.945	223.750	23.805		
550.000	199.990	223.750	23.770		
560.000	199.476	223.750	24.274		
570.000	199.384	223.750	24.366		
580.000	199.455	223.750	24.295		
590.000	199.487	223.750	24.263		
600.000	199.478	223.750	24.272		
610.000	199.380	223.750	24.370		
620.000	199.571	223.750	24.179		
630.000	199.523	223.750	24.227		
640.000	199.689	223.750	24.061		
650.000	199.618	223.750	24.132		
660.000	199.645	223.750	24.105		
670.000	199.507	223.750	24.243		
680.000	199.560	223.750	24.190		
690.000	200.057	223.750	23.693		
700.000	200.910	223.750	22.840		
710.000	201.076	223.750	22.674		
720.000	201.213	223.750	22.537		
730.000	200.217	223.750	23.533		
740.000	200.101	223.750	23.649		
750.000	199.987	223.750	23.763		
760.000	200.011	223.750	23.739		
770.000	200.214	223.750	23.536		
780.000	200.214	223.750	23.536		
790.000	200.339	223.750	23.411		
800.000	200.173	223.750	23.577		
810.000	200.162	223.750	23.588		
820.000	200.284	223.745	23.461		
830.000	200.128	223.696	23.568		
840.000	200.370	223.595	23.225		
850.000	200.859	223.441	22.582		
860.000	201.331	223.234	21.903		
870.000	202.062	222.975	20.913		
880.000	202.160	222.695	20.535		
890.000	201.657	222.416	20.759		
900.000	201.143	222.136	20.993		
910.000	201.044	221.856	20.812		
920.000	201.579	221.576	19.997		
930.000	202.114	221.296	19.182		
940.000	202.173	221.016	18.843		
950.000	202.142	220.737	18.595		
960.000	202.112	220.457	18.345		
970.000	202.081	220.177	18.096		
980.000	202.056	219.897	17.841		
990.000	202.032	219.617	17.585		
1000.000	202.009	219.337	17.328		
1010.000	201.985	219.058	17.073		
1020.000	200.681	218.778	18.097		
1030.000	201.133	218.498	17.365		
1040.000	201.585	218.218	16.633		
1050.000	202.037	217.953	15.916		

**TENDER DRAWING**

This drawing must not be loaned, copied or otherwise reproduced in whole or in part or used for any purpose without the prior written permission of NMRC.

**NOIDA METRO RAIL CORPORATION LTD.**  
Block-III, 3rd Floor, Ganga Shopping Complex, Sector-29, Noida -201301,  
District Gautam Budh Nagar, Uttar Pradesh, India

PROJECT: NGNECC-01: Part Design & Construction of Elevated Viaduct and 10 nos. of Elevated Stations for Extension Projects of NMRC's Aqua Line from Botanical Garden to Noida Sec-142 (from Chainage (-) 383.959 to 12130.143) and from Depot Station to Boraki MMTH (Chainage 28678.253 to 31263.482).

VIADUCT  
DRAWING TITLE: GENERAL ARRANGEMENT DRAWING PLAN AND PROFILE FROM CH DN LINE: 320m TO CH: 1040m

NORTH Z	DRAWN BY: P. BISHT	CHECKED BY: D.S	VERIFIED BY: P. Kundu	APPROVED BY: P. Banerjee
	DATE: 20.04.2026	REV: R0	SCALE: NTS	STATUS: TENDER
ORDER N° P36-0022	DRAWING NUMBER: NGNE-ALG-TED-STR-10001	SHEET NO. 02 OF 18	SHEET SIZE A1	INGENIUM

**GENERAL NOTES:**

- ALL DIMENSIONS ARE IN MILLIMETER UNLESS MENTIONED.
- ALL DIMENSIONS ARE TO BE READ AND NOT MEASURED.
- ANY DISCREPANCY MUST BE BROUGHT TO THE NOTICE OF THE DMRC BEFORE EXECUTION OF WORK AT SITE.
- THIS DRAWING MUST BE READ IN CONJUNCTION WITH ALL RELEVANT ARCHITECTURAL, STRUCTURAL, PLUMBING & FIRE FIGHTING, ELECTRICAL AND TRAFFIC MANAGEMENT DRAWINGS.
- ALL DOOR/WINDOW CILL & LINTEL LEVELS ARE MEASURED FROM MAIN FLOOR FINISHED LEVELS.

**REFERENCE DRAWINGS**

REVISION	DESCRIPTION	DRAWING NO.

**REVISIONS**

REV.	DESCRIPTION	DATE	DRAWN BY	CHECKED BY
R0	INITIAL DRAWING	20.04.2026	PB	D.S

**APPROVAL OF NMRC OFFICIALS**

--	--	--	--	--

Certified that this document has been designed and checked in accordance with DDC Quality Assurance Plan.

Architecture Design In-charge/ Coordinator: [Signature]

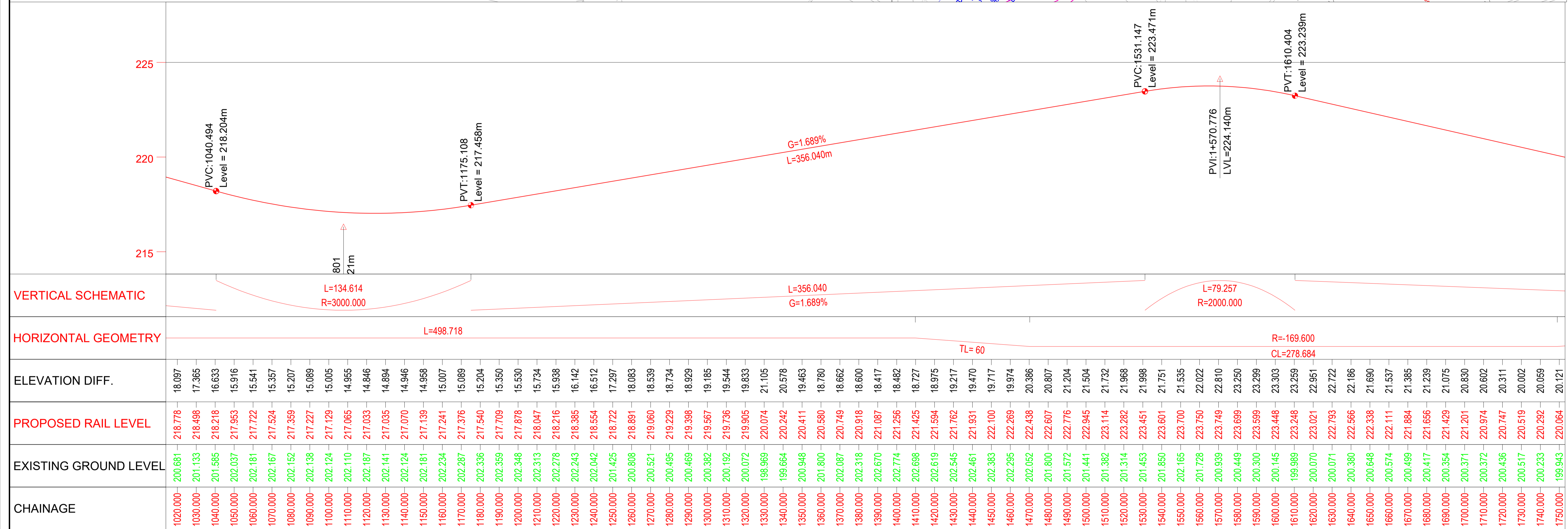
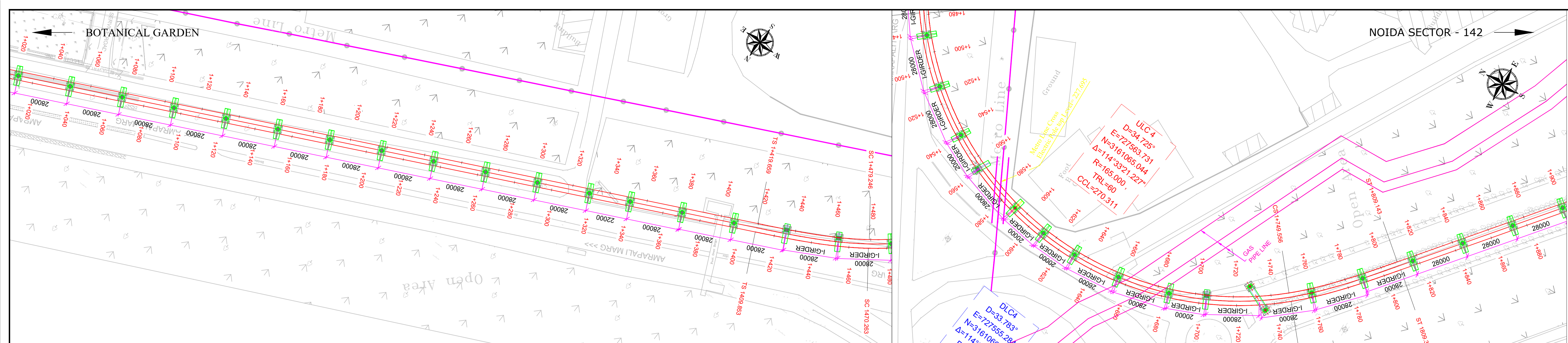
Structure Design In-charge/ Coordinator: [Signature]

E&M Design In-charge/ Coordinator: [Signature]

DETAIL DESIGN CONSULTANT:

**ayesa**  
Ayesa India Private Limited  
D 99, 3rd Floor, Sector 2, Noida -201301, Gautam Budh Nagar, Uttar Pradesh  
Tel.: +(91) 120 490 8800, Email: dcdd05@ayesa.com

THIS DRAWING IS THE PROPERTY OF NOIDA METRO RAIL CORPORATION LTD.



### TENDER DRAWING

This drawing must not be loaned, copied or otherwise reproduced in whole or in part or used for any purpose without the prior written permission of NMRC.

**NOIDA METRO RAIL CORPORATION LTD.**  
Block-III, 3rd Floor, Ganga Shopping Complex, Sector-29, Noida -201301,  
District Gautam Budh Nagar, Uttar Pradesh, India

PROJECT: NGNECC-01: Part Design & Construction of Elevated Viaduct and 10 nos. of Elevated Stations for Extension Projects of NMRC's Aqua Line from Botanical Garden to Noida Sec-142 (from Chainage (-) 383.959 to 12130.143) and from Depot Station to Boraki MMTH (Chainage 28678.253 to 31263.482).

VIADUCT  
DRAWING TITLE: GENERAL ARRANGEMENT DRAWING PLAN AND PROFILE FROM CH DN LINE: 1020m TO CH: 1740m

NORTH N	DRAWN BY: P. BISHT	CHECKED BY: D.S	VERIFIED BY: P. Kundu	APPROVED BY: P. Banerjee
	DATE: 20.04.2026	REV: R0	SCALE: NTS	STATUS: TENDER
ORDER N° P36-0022	DRAWING NUMBER: NGNE-ALG-TED-STR-10001	SHEET NO. 03 OF 18	SHEET SIZE A1	NGNE/DC

**GENERAL NOTES:**  
1. ALL DIMENSIONS ARE IN MILLIMETER UNLESS MENTIONED.  
2. ALL DIMENSIONS ARE TO BE READ AND NOT MEASURED.  
3. ANY DISCREPANCY MUST BE BROUGHT TO THE NOTICE OF THE DMRC BEFORE EXECUTION OF WORK AT SITE.  
4. THIS DRAWING MUST BE READ IN CONJUNCTION WITH ALL RELEVANT ARCHITECTURAL, STRUCTURAL, PLUMBING & FIRE FIGHTING, ELECTRICAL AND TRAFFIC MANAGEMENT DRAWINGS.  
5. ALL DOOR/WINDOW CILL & LINTEL LEVELS ARE MEASURED FROM MAIN FLOOR FINISHED LEVELS.

REFERENCE DRAWINGS		
REVISION	DESCRIPTION	DRAWING NO.

REVISIONS				
REV.	DESCRIPTION	DATE	DRAWN BY	CHECKED BY
R0	INITIAL DRAWING	20.04.2026	PB	D.S

APPROVAL OF NMRC OFFICIALS				

Certified that this document has been designed and checked in accordance with DDC Quality Assurance Plan.

Architecture Design In-charge/ Coordinator  
Structure Design In-charge/ Coordinator  
E&M Design In-charge/ Coordinator

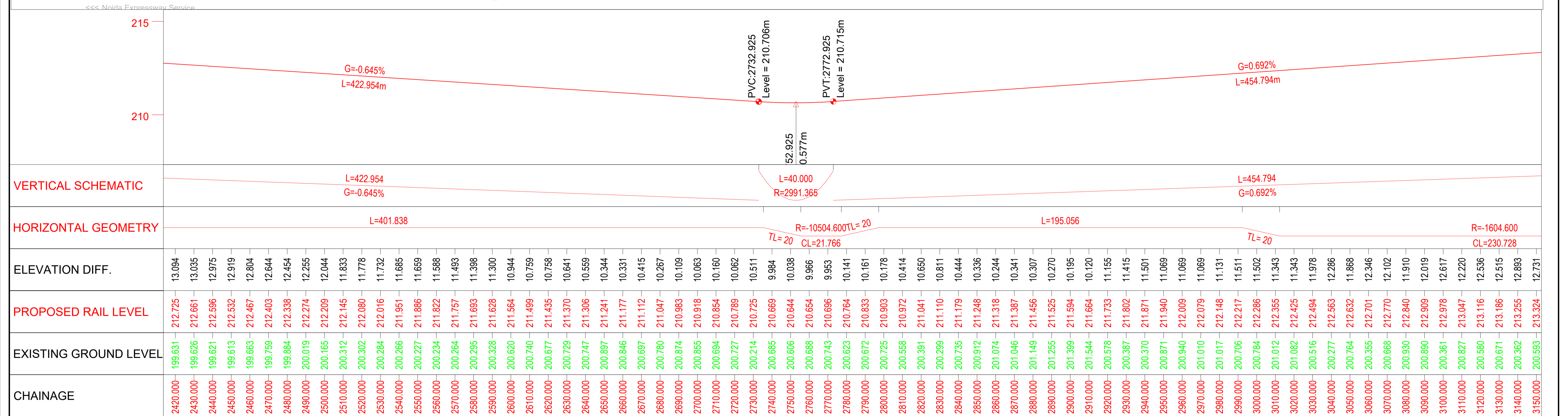
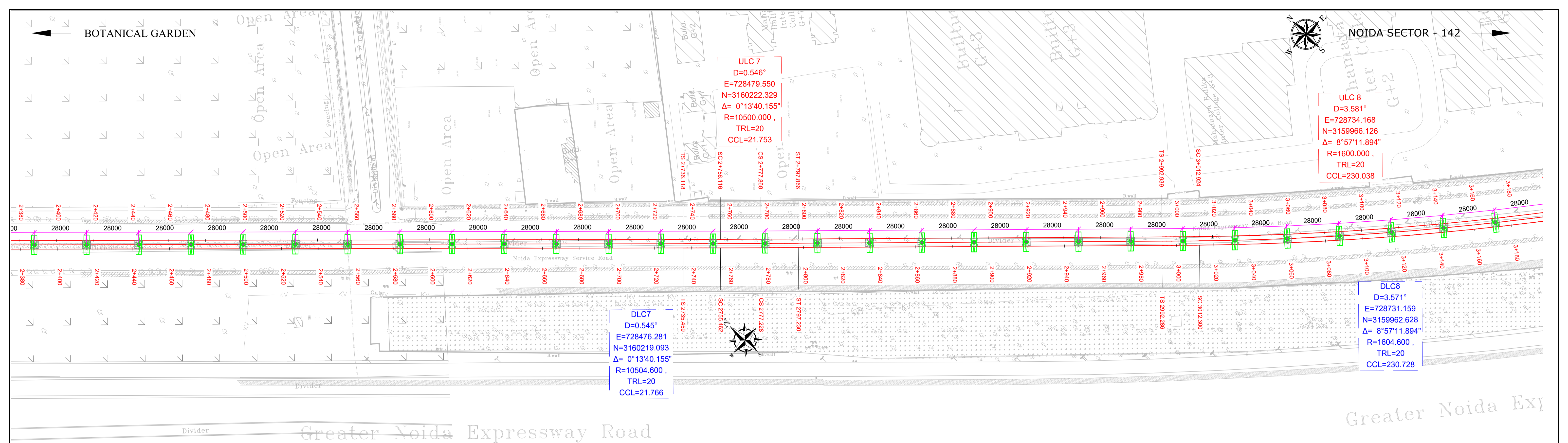
DETAIL DESIGN CONSULTANT :

**ayesa**  
Ayesa India Private Limited  
D 99, 3rd Floor, Sector 2, Noida -201301, Gautam Budh Nagar, Uttar Pradesh  
Tel.: +(91) 120 490 8800, Email: dcdd05@ayesa.com

Authorised Signatory for DDC, NGNE/DC Project Manager

THIS DRAWING IS THE PROPERTY OF NOIDA METRO RAIL CORPORATION LTD.





CHAINAGE	EXISTING GROUND LEVEL	PROPOSED RAIL LEVEL	ELEVATION DIFF.	HORIZONTAL GEOMETRY	VERTICAL SCHEMATIC
2420.000	199.631	212.725	13.094	L=401.838	L=422.954
2430.000	199.626	212.661	13.035		G=-0.645%
2440.000	199.621	212.596	12.975		
2450.000	199.613	212.532	12.919		
2460.000	199.663	212.467	12.804		
2470.000	199.759	212.403	12.644		
2480.000	199.884	212.338	12.454		
2490.000	200.019	212.274	12.255		
2500.000	200.165	212.209	12.044		
2510.000	200.312	212.145	11.833		
2520.000	200.302	212.080	11.778		
2530.000	200.284	212.016	11.732		
2540.000	200.266	211.951	11.685		
2550.000	200.227	211.886	11.659		
2560.000	200.234	211.822	11.588		
2570.000	200.264	211.757	11.493		
2580.000	200.295	211.693	11.398		
2590.000	200.328	211.628	11.300		
2600.000	200.620	211.564	10.944		
2610.000	200.740	211.499	10.759		
2620.000	200.677	211.435	10.758		
2630.000	200.729	211.370	10.641		
2640.000	200.747	211.306	10.559		
2650.000	200.897	211.241	10.344		
2660.000	200.846	211.177	10.331		
2670.000	200.697	211.112	10.415		
2680.000	200.780	211.047	10.267		
2690.000	200.874	210.983	10.109		
2700.000	200.855	210.918	10.063		
2710.000	200.694	210.854	10.160		
2720.000	200.727	210.789	10.062		
2730.000	200.214	210.725	10.511		
2740.000	200.685	210.669	9.984		
2750.000	200.606	210.644	10.038		
2760.000	200.688	210.654	9.966		
2770.000	200.743	210.696	9.953		
2780.000	200.623	210.764	10.141		
2790.000	200.672	210.833	10.161		
2800.000	200.725	210.903	10.178		
2810.000	200.558	210.972	10.414		
2820.000	200.391	211.041	10.650		
2830.000	200.299	211.110	10.811		
2840.000	200.735	211.179	10.444		
2850.000	200.912	211.248	10.336		
2860.000	201.074	211.318	10.244		
2870.000	201.046	211.387	10.341		
2880.000	201.149	211.456	10.307		
2890.000	201.255	211.525	10.270		
2900.000	201.399	211.594	10.195		
2910.000	201.544	211.664	10.120		
2920.000	200.578	211.733	11.155		
2930.000	200.387	211.802	11.415		
2940.000	200.370	211.871	11.501		
2950.000	200.871	211.940	11.069		
2960.000	200.940	212.009	11.069		
2970.000	201.010	212.079	11.069		
2980.000	201.017	212.148	11.131		
2990.000	200.706	212.217	11.511		
3000.000	200.784	212.286	11.502		
3010.000	201.012	212.355	11.343		
3020.000	201.082	212.425	11.343		
3030.000	200.516	212.494	11.978		
3040.000	200.277	212.563	12.286		
3050.000	200.764	212.632	11.868		
3060.000	200.355	212.701	12.346		
3070.000	200.668	212.770	12.102		
3080.000	200.930	212.840	11.910		
3090.000	200.890	212.909	12.019		
3100.000	200.361	212.978	12.617		
3110.000	200.827	213.047	12.220		
3120.000	200.580	213.116	12.536		
3130.000	200.671	213.186	12.515		
3140.000	200.362	213.255	12.893		
3150.000	200.593	213.324	12.731		

### TENDER DRAWING

This drawing must not be loaned, copied or otherwise reproduced in whole or in part or used for any purpose without the prior written permission of NMRC.

**NOIDA METRO RAIL CORPORATION LTD.**  
Block-III, 3rd Floor, Ganga Shopping Complex, Sector-29, Noida -201301,  
District Gautam Budh Nagar, Uttar Pradesh, India

PROJECT: NGNECC-01: Part Design & Construction of Elevated Viaduct and 10 nos. of Elevated Stations for Extension Projects of NMRC's Aqua Line from Botanical Garden to Noida Sec-142 (from Chainage (-) 383.959 to 12130.143) and from Depot Station to Boraki MMTH (Chainage 28678.253 to 31263.482).

VIADUCT  
DRAWING TITLE: GENERAL ARRANGEMENT DRAWING PLAN AND PROFILE FROM CH DN LINE: 2420m TO CH: 3140m

NORTH	DRAWN BY: P. BISHT	CHECKED BY: D.S	VERIFIED BY: P. Kundu	APPROVED BY: P. Banerjee
DATE: 20.04.2026	REV: R0	SCALE: NTS	SHEET NO. 05 OF 18	SHEET SIZE A1
ORDER N° P36-0022	DRAWING NUMBER: NGNE-ALG-TED-STR-10001	DRAWING TITLE: GENERAL ARRANGEMENT DRAWING PLAN AND PROFILE FROM CH DN LINE: 2420m TO CH: 3140m		

**GENERAL NOTES:**

- ALL DIMENSIONS ARE IN MILLIMETER UNLESS MENTIONED.
- ALL DIMENSIONS ARE TO BE READ AND NOT MEASURED.
- ANY DISCREPANCY MUST BE BROUGHT TO THE NOTICE OF THE DMRC BEFORE EXECUTION OF WORK AT SITE.
- THIS DRAWING MUST BE READ IN CONJUNCTION WITH ALL RELEVANT ARCHITECTURAL, STRUCTURAL, PLUMBING & FIRE FIGHTING, ELECTRICAL AND TRAFFIC MANAGEMENT DRAWINGS.
- ALL DOOR/WINDOW CILL & LINTEL LEVELS ARE MEASURED FROM MAIN FLOOR FINISHED LEVELS.

REVISION	DESCRIPTION	DRAWING NO.

REV.	DESCRIPTION	DATE	DRAWN BY	CHECKED BY
R0	INITIAL DRAWING	20.04.2026	PB	D.S

**APPROVAL OF NMRC OFFICIALS**


Certified that this document has been designed and checked in accordance with DDC Quality Assurance Plan.

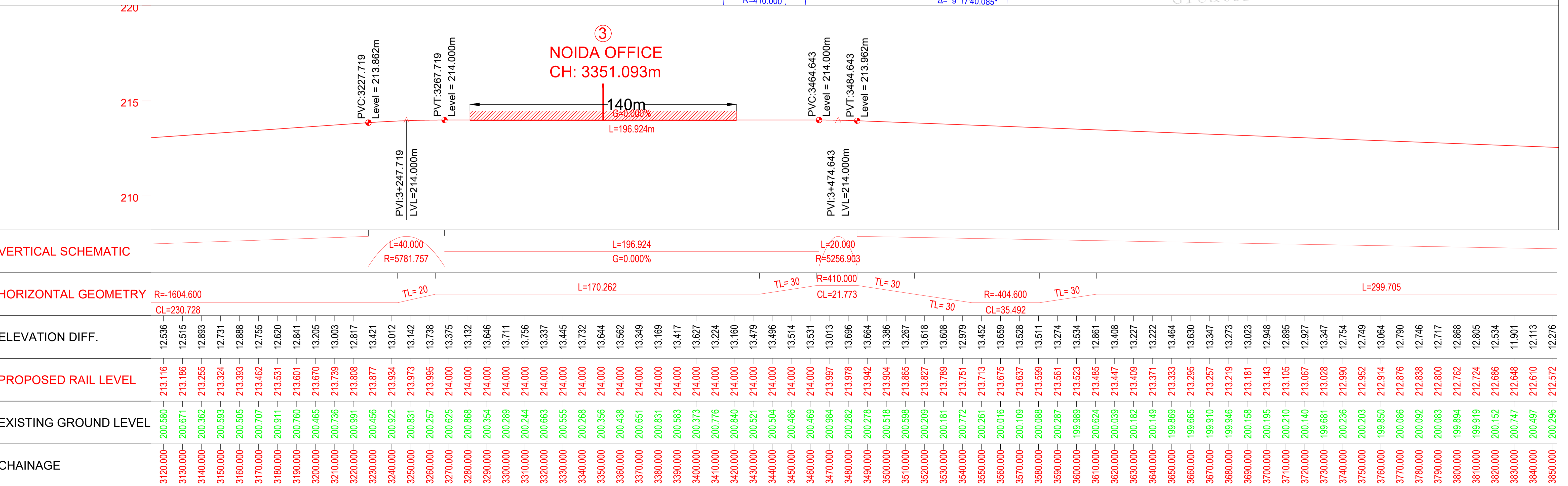
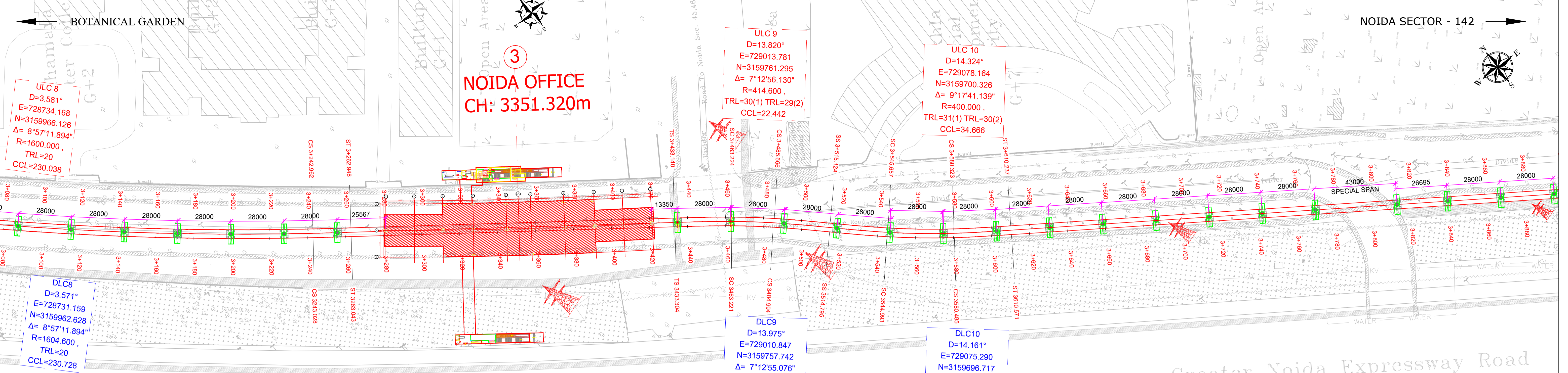
Architecture Design In-charge/ Coordinator: \_\_\_\_\_  
Structure Design In-charge/ Coordinator: \_\_\_\_\_  
E&M Design In-charge/ Coordinator: \_\_\_\_\_

DETAIL DESIGN CONSULTANT : **ayesa**

Ayesa India Private Limited  
D 99, 3rd Floor, Sector 2, Noida -201301, Gautam Budh Nagar, Uttar Pradesh  
Tel.: +(91) 120 490 8800, Email: dcdd05@ayesa.com

THIS DRAWING IS THE PROPERTY OF NOIDA METRO RAIL CORPORATION LTD.

NGNECC



### TENDER DRAWING

This drawing must not be loaned, copied or otherwise reproduced in whole or in part or used for any purpose without the prior written permission of NMRC.

**NOIDA METRO RAIL CORPORATION LTD.**  
Block-III, 3rd Floor, Ganga Shopping Complex, Sector-29, Noida -201301,  
District Gautam Budh Nagar, Uttar Pradesh, India

PROJECT: NGNECC-01: Part Design & Construction of Elevated Viaduct and 10 nos. of Elevated Stations for Extension Projects of NMRC's Aqua Line from Botanical Garden to Noida Sec-142 (from Chainage (-) 383.959 to 12130.143) and from Depot Station to Boraki MMTH (Chainage 28678.253 to 31263.482).

VIADUCT  
DRAWING TITLE: GENERAL ARRANGEMENT DRAWING PLAN AND PROFILE FROM CH DN LINE: 3120m TO CH: 3840m

NORTH Z	DRAWN BY: P. BISHT	CHECKED BY: D.S	VERIFIED BY: P. Kundu	APPROVED BY: P. Banerjee
	DATE: 20.04.2026	REV: R0	SCALE: NTS	STATUS: TENDER
ORDER N° P36-0022	DRAWING NUMBER: NGNE-ALG-TED-STR-10001	SHEET NO. 06 OF 18	SHEET SIZE A1	INGNEDDC

**GENERAL NOTES:**

- ALL DIMENSIONS ARE IN MILLIMETER UNLESS MENTIONED.
- ALL DIMENSIONS ARE TO BE READ AND NOT MEASURED.
- ANY DISCREPANCY MUST BE BROUGHT TO THE NOTICE OF THE DMRC BEFORE EXECUTION OF WORK AT SITE.
- THIS DRAWING MUST BE READ IN CONJUNCTION WITH ALL RELEVANT ARCHITECTURAL, STRUCTURAL, PLUMBING & FIRE FIGHTING, ELECTRICAL AND TRAFFIC MANAGEMENT DRAWINGS.
- ALL DOOR/WINDOW CILL & LINTEL LEVELS ARE MEASURED FROM MAIN FLOOR FINISHED LEVELS.

**REFERENCE DRAWINGS**

REVISION	DESCRIPTION	DRAWING NO.

REVISIONS					APPROVAL OF NMRC OFFICIALS				
REV.	DESCRIPTION	DATE	DRAWN BY	CHECKED BY					
R0	INITIAL DRAWING	20.04.2026	PB	D.S					

Certified that this document has been designed and checked in accordance with DDC Quality Assurance Plan.

Architecture Design In-charge/ Coordinator: [Signature]

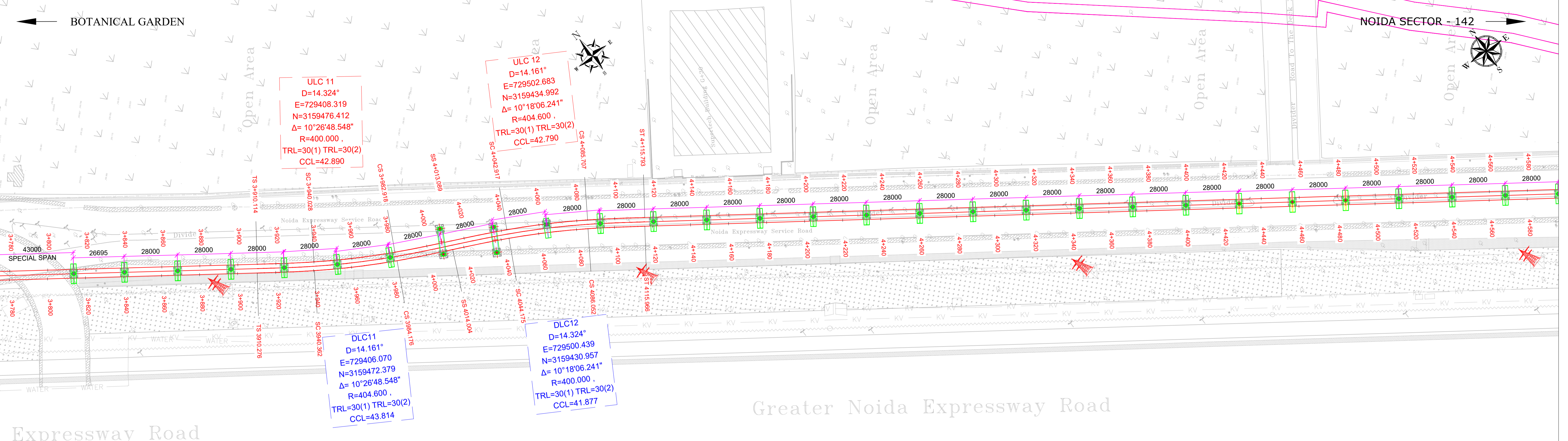
Structure Design In-charge/ Coordinator: [Signature]

E&M Design In-charge/ Coordinator: [Signature]

DETAIL DESIGN CONSULTANT:

**ayesa**  
Ayesa India Private Limited  
D 99, 3rd Floor, Sector 2, Noida -201301, Gautam  
Budh Nagar, Uttar Pradesh  
Tel.: +(91) 120 490 8800, Email: dcdd05@ayesa.com

THIS DRAWING IS THE PROPERTY OF NOIDA METRO RAIL CORPORATION LTD.



VERTICAL SCHEMATIC	HORIZONTAL GEOMETRY	ELEVATION DIFF.	PROPOSED RAIL LEVEL	EXISTING GROUND LEVEL	CHAINAGE
G=-0.380% L=887.325m	TL=30 R=404.600 CL=43.814 TL=30 R=400.000 CL=41.877 TL=30 L=690.786	12.534 11.901 12.113 12.276 12.485 12.469 12.452 12.579 12.579 12.389 12.504 12.477 12.292 12.500 12.310 12.039 11.794 11.836 11.733 11.457 11.214 11.323 11.298 11.054 10.979 10.814 10.691 10.701 10.774 10.954 10.626 10.551 10.796 11.069 10.923 10.694 10.459 10.836 10.364 10.362 10.321 10.293 10.284 10.187 10.287 10.079 9.856 9.960 10.112 10.030 10.093 10.024 9.960 9.948 9.944 9.940 9.886 9.906 9.902 9.947 10.137 10.334 10.904 11.113 11.044 11.107 10.964 10.692 10.753 10.735 10.902 11.331 11.717 11.858	212.686 212.648 212.610 212.572 212.534 212.496 212.458 212.420 212.382 212.344 212.306 212.268 212.230 212.191 212.153 212.115 212.077 212.039 212.001 211.963 211.925 211.887 211.849 211.811 211.773 211.735 211.697 211.659 211.621 211.583 211.545 211.507 211.469 211.431 211.393 211.355 211.316 211.278 211.240 211.202 211.164 211.126 211.088 211.050 211.012 210.974 210.936 210.898 210.860 210.822 210.784 210.746 210.708 210.670 210.632 210.594 210.556 210.518 210.480 210.442 210.404 210.366 210.328 210.290 210.252 210.214 210.176 210.138 210.100 210.062 210.024 210.000	200.152 200.747 200.497 200.296 200.049 200.027 200.006 199.841 199.803 199.955 199.802 199.791 199.938 199.691 199.843 200.076 200.283 200.203 200.268 200.506 200.711 200.564 200.551 200.757 200.794 200.921 201.006 200.958 200.847 200.629 200.919 200.956 200.673 200.362 200.470 200.661 200.857 200.442 200.876 200.840 200.843 200.833 200.804 200.863 200.725 200.895 201.080 200.938 200.748 200.792 200.691 200.722 200.748 200.722 200.688 200.654 200.682 200.672 200.722 200.732 200.596 200.454 199.939 199.785 199.909 199.900 200.098 200.425 200.419 200.492 200.380 200.005 199.674 199.588	3820.000 3830.000 3840.000 3850.000 3860.000 3870.000 3880.000 3890.000 3900.000 3910.000 3920.000 3930.000 3940.000 3950.000 3960.000 3970.000 3980.000 3990.000 4000.000 4010.000 4020.000 4030.000 4040.000 4050.000 4060.000 4070.000 4080.000 4090.000 4100.000 4110.000 4120.000 4130.000 4140.000 4150.000 4160.000 4170.000 4180.000 4190.000 4200.000 4210.000 4220.000 4230.000 4240.000 4250.000 4260.000 4270.000 4280.000 4290.000 4300.000 4310.000 4320.000 4330.000 4340.000 4350.000 4360.000 4370.000 4380.000 4390.000 4400.000 4410.000 4420.000 4430.000 4440.000 4450.000 4460.000 4470.000 4480.000 4490.000 4500.000 4510.000 4520.000 4530.000 4540.000 4550.000

### TENDER DRAWING

This drawing must not be loaned, copied or otherwise reproduced in whole or in part or used for any purpose without the prior written permission of NMRC.

**NOIDA METRO RAIL CORPORATION LTD.**  
Block-III, 3rd Floor, Ganga Shopping Complex, Sector-29, Noida -201301,  
District Gautam Budh Nagar, Uttar Pradesh, India

PROJECT: NGNECC-01: Part Design & Construction of Elevated Viaduct and 10 nos. of Elevated Stations for Extension Projects of NMRC's Aqua Line from Botanical Garden to Noida Sec-142 (from Chainage (-) 383.959 to 12130.143) and from Depot Station to Boraki MMTH (Chainage 28678.253 to 31263.482).

DRAWING TITLE: GENERAL ARRANGEMENT DRAWING PLAN AND PROFILE FROM CH DN LINE: 3820m TO CH: 4540m

NORTH	DRAWN BY: P. BISHT	CHECKED BY: D.S	VERIFIED BY: P. Kundu	APPROVED BY: P. Banerjee
DATE: 20.04.2026	REV: R0	SCALE: NTS	STATUS: TENDER	NGNECC
ORDER N° P36-0022	DRAWING NUMBER: NGNE-ALG-TED-STR-10001	SHEET NO. 07 OF 18	SHEET SIZE A1	

**GENERAL NOTES:**

- ALL DIMENSIONS ARE IN MILLIMETER UNLESS MENTIONED.
- ALL DIMENSIONS ARE TO BE READ AND NOT MEASURED.
- ANY DISCREPANCY MUST BE BROUGHT TO THE NOTICE OF THE DMRC BEFORE EXECUTION OF WORK AT SITE.
- THIS DRAWING MUST BE READ IN CONJUNCTION WITH ALL RELEVANT ARCHITECTURAL, STRUCTURAL, PLUMBING & FIRE FIGHTING, ELECTRICAL AND TRAFFIC MANAGEMENT DRAWINGS.
- ALL DOOR/WINDOW CILL & LINTEL LEVELS ARE MEASURED FROM MAIN FLOOR FINISHED LEVELS.

**REFERENCE DRAWINGS**

REVISION	DESCRIPTION	DRAWING NO.

REVISIONS					APPROVAL OF NMRC OFFICIALS				
REV.	DESCRIPTION	DATE	DRAWN BY	CHECKED BY					
R0	INITIAL DRAWING	20.04.2026	PB	D.S					

Certified that this document has been designed and checked in accordance with DDC Quality Assurance Plan.

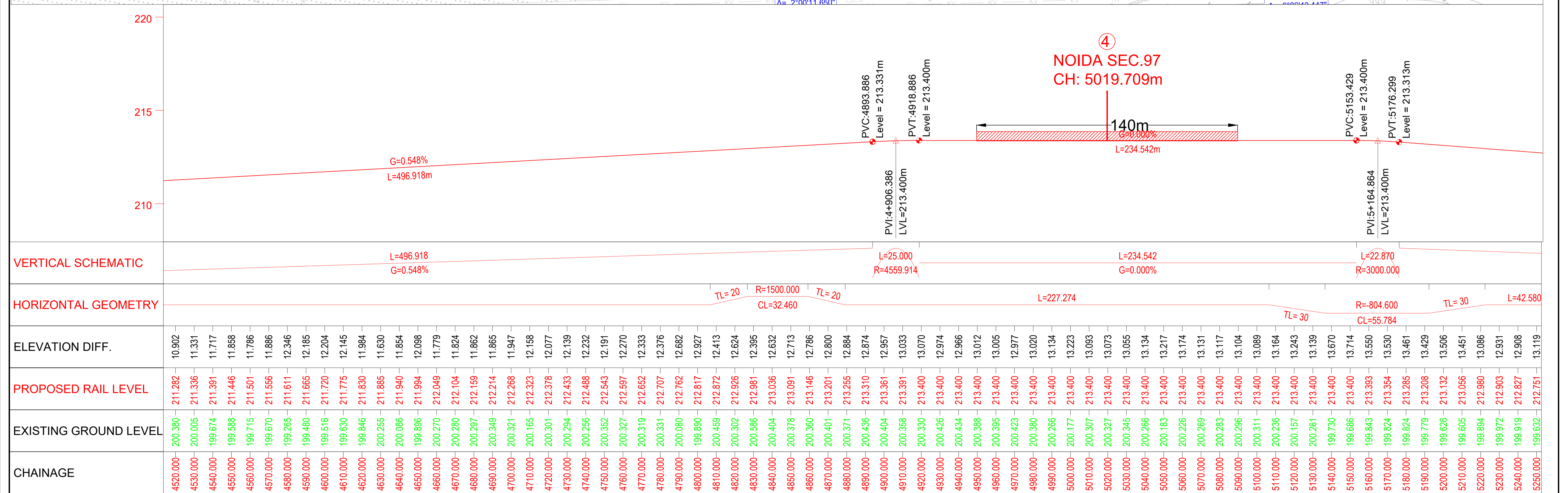
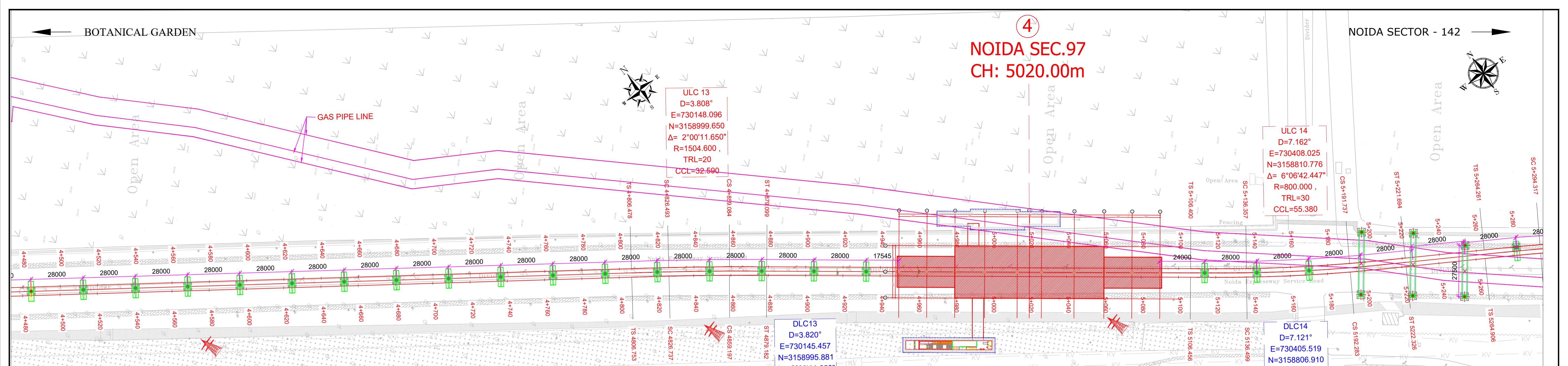
Architecture Design In-charge/ Coordinator: \_\_\_\_\_  
Structure Design In-charge/ Coordinator: \_\_\_\_\_  
E&M Design In-charge/ Coordinator: \_\_\_\_\_

DETAIL DESIGN CONSULTANT: \_\_\_\_\_

**ayesa**  
Ayesa India Private Limited  
D 99, 3rd Floor, Sector 2, Noida -201301, Gautam Budh Nagar, Uttar Pradesh  
Tel.: +(91) 120 490 8800, Email: dcdd05@ayesa.com

THIS DRAWING IS THE PROPERTY OF NOIDA METRO RAIL CORPORATION LTD.

NOIDA SEC.97  
CH: 5020.00m



TENDER DRAWING

This drawing must not be loaned, copied or otherwise reproduced in whole or in part or used for any purpose without the prior written permission of NMRC.

**NOIDA METRO RAIL CORPORATION LTD.**  
Block-III, 3rd Floor, Ganga Shopping Complex, Sector-29, Noida -201301,  
District Gautam Budh Nagar, Uttar Pradesh, India

PROJECT: NGNECC-01: Part Design & Construction of Elevated Viaduct and 10 nos. of Elevated Stations for Extension Projects of NMRC's Aqua Line from Botanical Garden to Noida Sec-142 (from Chainage (-) 383.959 to 12130.143) and from Depot Station to Boraki MMTH (Chainage 28678.253 to 31263.482).

DRAWING TITLE: GENERAL ARRANGEMENT DRAWING PLAN AND PROFILE FROM CH DN LINE: 4520m TO CH: 5240m

NORTH Z	DRAWN BY: P. BISHT	CHECKED BY: D.S	VERIFIED BY: P. Kundu	APPROVED BY: P. Banerjee
	DATE: 20.04.2026	REV: R0	SCALE: NTS	STATUS: TENDER
ORDER N° P36-0022	DRAWING NUMBER: NGNE-ALG-TED-STR-10001	SHEET NO. 08 OF 18	SHEET SIZE A1	INGENIUM

- GENERAL NOTES:**
- ALL DIMENSIONS ARE IN MILLIMETER UNLESS MENTIONED.
  - ALL DIMENSIONS ARE TO BE READ AND NOT MEASURED.
  - ANY DISCREPANCY MUST BE BROUGHT TO THE NOTICE OF THE DMRC BEFORE EXECUTION OF WORK AT SITE.
  - THIS DRAWING MUST BE READ IN CONJUNCTION WITH ALL RELEVANT ARCHITECTURAL, STRUCTURAL, PLUMBING & FIRE FIGHTING, ELECTRICAL AND TRAFFIC MANAGEMENT DRAWINGS.
  - ALL DOOR/WINDOW CILL & LINTEL LEVELS ARE MEASURED FROM MAIN FLOOR FINISHED LEVELS.

**REFERENCE DRAWINGS**

REVISION	DESCRIPTION	DRAWING NO.

**REVISIONS**

REV.	DESCRIPTION	DATE	DRAWN BY	CHECKED BY
R0	INITIAL DRAWING	20.04.2026	PB	D.S

**APPROVAL OF NMRC OFFICIALS**

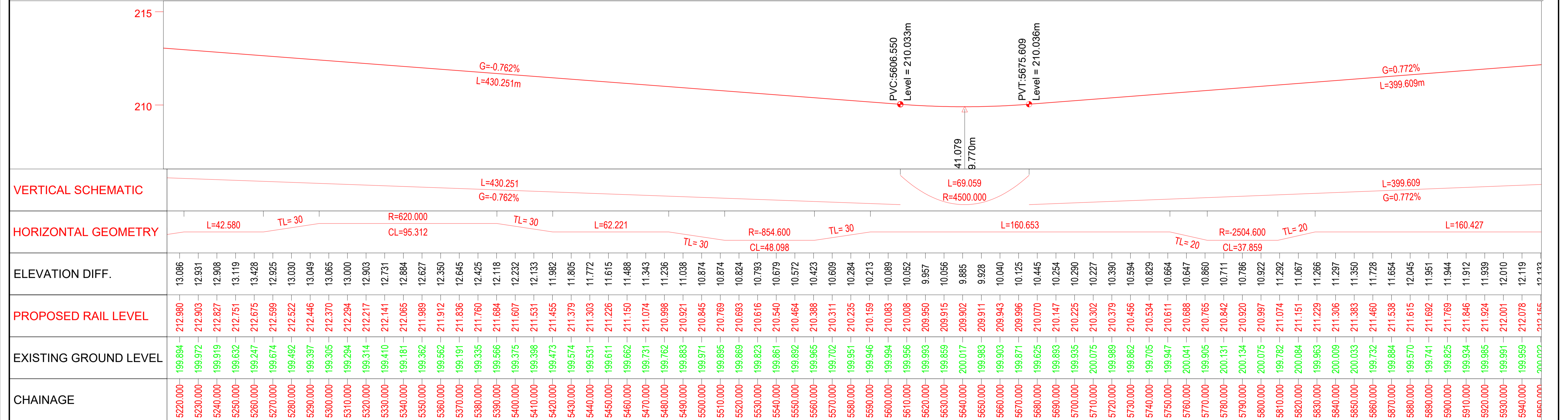
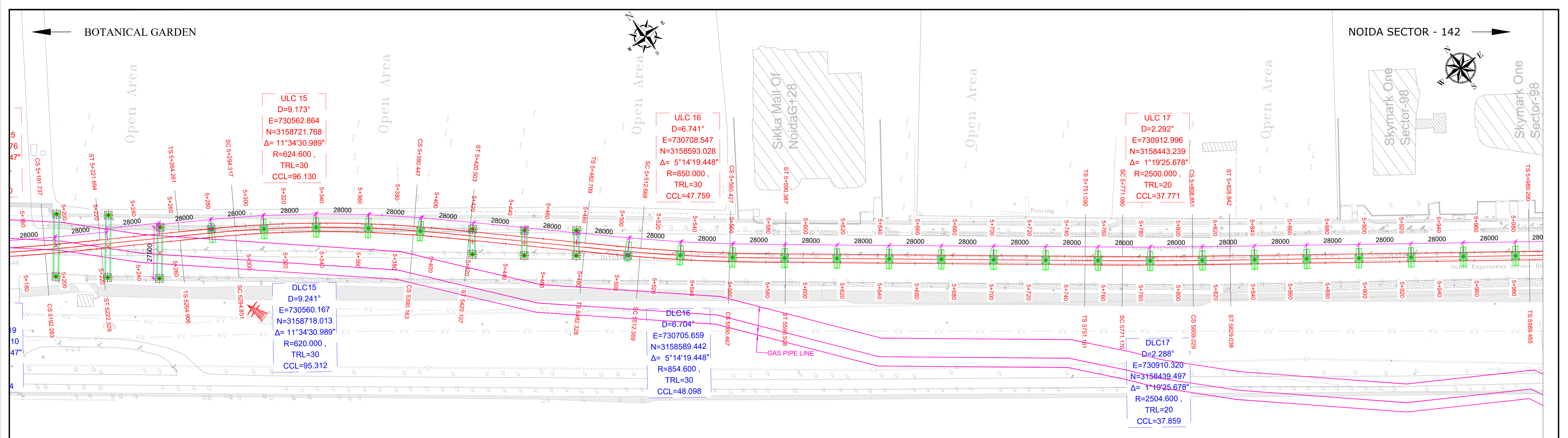

Certified that this document has been designed and checked in accordance with DDC Quality Assurance Plan.

Architecture Design In-charge/ Coordinator: [Signature]  
Structure Design In-charge/ Coordinator: [Signature]  
E&M Design In-charge/ Coordinator: [Signature]

DETAIL DESIGN CONSULTANT: **ayesa**

Ayesa India Private Limited  
D 99, 3rd Floor, Sector 2, Noida -201301, Gautam Budh Nagar, Uttar Pradesh  
Tel.: +(91) 120 490 8800, Email: dcdd05@ayesa.com

THIS DRAWING IS THE PROPERTY OF NOIDA METRO RAIL CORPORATION LTD.



ELEVATION DIFF.	13.086	12.931	12.908	13.119	13.428	12.925	13.030	13.049	13.065	13.000	12.903	12.731	12.884	12.627	12.350	12.645	12.425	12.118	12.232	12.133	11.982	11.805	11.772	11.615	11.488	11.343	11.236	11.038	10.793	10.679	10.572	10.423	10.609	10.284	10.213	10.089	10.052	9.957	10.056	9.885	9.928	10.040	10.125	10.445	10.254	10.290	10.227	10.390	10.594	10.829	10.664	10.647	10.860	10.711	10.786	10.922	11.292	11.067	11.266	11.297	11.350	11.728	11.654	12.045	11.951	11.944	11.912	11.939	12.010	12.119	12.132			
PROPOSED RAIL LEVEL	212.980	212.903	212.827	212.751	212.675	212.599	212.522	212.446	212.370	212.294	212.217	212.141	212.065	211.989	211.912	211.836	211.760	211.684	211.607	211.531	211.455	211.379	211.303	211.226	211.150	211.074	210.998	210.921	210.845	210.769	210.693	210.616	210.540	210.464	210.388	210.311	210.235	210.159	210.083	210.008	209.950	209.915	209.902	209.911	209.943	209.996	210.070	210.147	210.225	210.302	210.379	210.456	210.534	210.611	210.688	210.765	210.842	210.920	210.997	211.074	211.151	211.229	211.306	211.383	211.460	211.538	211.615	211.692	211.769	211.846	211.924	212.001	212.078	212.155
EXISTING GROUND LEVEL	199.894	199.972	199.919	199.632	199.247	199.674	199.492	199.397	199.305	199.294	199.314	199.410	199.181	199.362	199.562	199.191	199.335	199.566	199.375	199.398	199.473	199.574	199.531	199.611	199.662	199.731	199.762	199.883	199.823	199.861	199.892	199.965	199.702	199.951	199.946	199.994	199.956	199.993	199.889	200.017	199.983	199.903	199.871	199.825	199.893	199.935	200.075	199.989	199.862	199.705	199.947	200.041	199.905	200.131	200.134	200.075	199.782	200.084	199.963	200.009	200.033	199.732	199.884	199.570	199.741	199.825	199.934	199.985	199.991	199.959	200.022			
CHAINAGE	5220.000	5230.000	5240.000	5250.000	5260.000	5270.000	5280.000	5290.000	5300.000	5310.000	5320.000	5330.000	5340.000	5350.000	5360.000	5370.000	5380.000	5390.000	5400.000	5410.000	5420.000	5430.000	5440.000	5450.000	5460.000	5470.000	5480.000	5490.000	5500.000	5510.000	5520.000	5530.000	5540.000	5550.000	5560.000	5570.000	5580.000	5590.000	5600.000	5610.000	5620.000	5630.000	5640.000	5650.000	5660.000	5670.000	5680.000	5690.000	5700.000	5710.000	5720.000	5730.000	5740.000	5750.000	5760.000	5770.000	5780.000	5790.000	5800.000	5810.000	5820.000	5830.000	5840.000	5850.000	5860.000	5870.000	5880.000	5890.000	5900.000	5910.000	5920.000	5930.000	5940.000	5950.000

TENDER DRAWING

This drawing must not be loaned, copied or otherwise reproduced in whole or in part or used for any purpose without the prior written permission of NMRC.

**NOIDA METRO RAIL CORPORATION LTD.**  
Block-III, 3rd Floor, Ganga Shopping Complex, Sector-29, Noida -201301, District Gautam Budh Nagar, Uttar Pradesh, India

PROJECT: NGNECC-01: Part Design & Construction of Elevated Viaduct and 10 nos. of Elevated Stations for Extension Projects of NMRC's Aqua Line from Botanical Garden to Noida Sec-142 (from Chainage (-) 383.959 to 12130.143) and from Depot Station to Boraki MMTH (Chainage 28678.253 to 31263.482).

VIADUCT  
DRAWING TITLE: GENERAL ARRANGEMENT DRAWING PLAN AND PROFILE FROM CH DN LINE: 5220m TO CH: 5940m

NORTH	DRAWN BY: P. BISHT	CHECKED BY: D.S	VERIFIED BY: P. Kundu	APPROVED BY: P. Banerjee
DATE: 20.04.2026	REV: R0	SCALE: NTS	SHEET NO: 09 OF 18	TENDER SHEET SIZE: A1
ORDER N° P36-0022	DRAWING NUMBER: NGNE-ALG-TED-STR-10001	SHEET SIZE: A1		

GENERAL NOTES:

- ALL DIMENSIONS ARE IN MILLIMETER UNLESS MENTIONED.
- ALL DIMENSIONS ARE TO BE READ AND NOT MEASURED.
- ANY DISCREPANCY MUST BE BROUGHT TO THE NOTICE OF THE DMRC BEFORE EXECUTION OF WORK AT SITE.
- THIS DRAWING MUST BE READ IN CONJUNCTION WITH ALL RELEVANT ARCHITECTURAL, STRUCTURAL, PLUMBING & FIRE FIGHTING, ELECTRICAL AND TRAFFIC MANAGEMENT DRAWINGS.
- ALL DOOR/WINDOW CILL & LINTEL LEVELS ARE MEASURED FROM MAIN FLOOR FINISHED LEVELS.

REVISION	DESCRIPTION	DRAWING NO.

REV.	DESCRIPTION	DATE	DRAWN BY	CHECKED BY
R0	INITIAL DRAWING	20.04.2026	PB	D.S

APPROVAL OF NMRC OFFICIALS				

Certified that this document has been designed and checked in accordance with DDC Quality Assurance Plan.

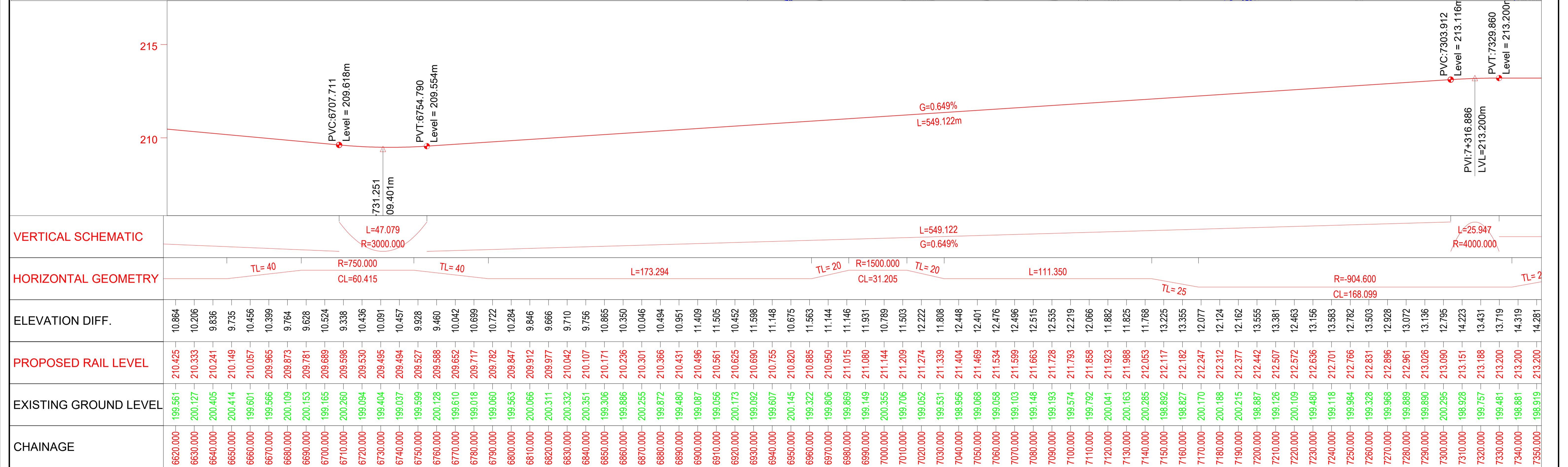
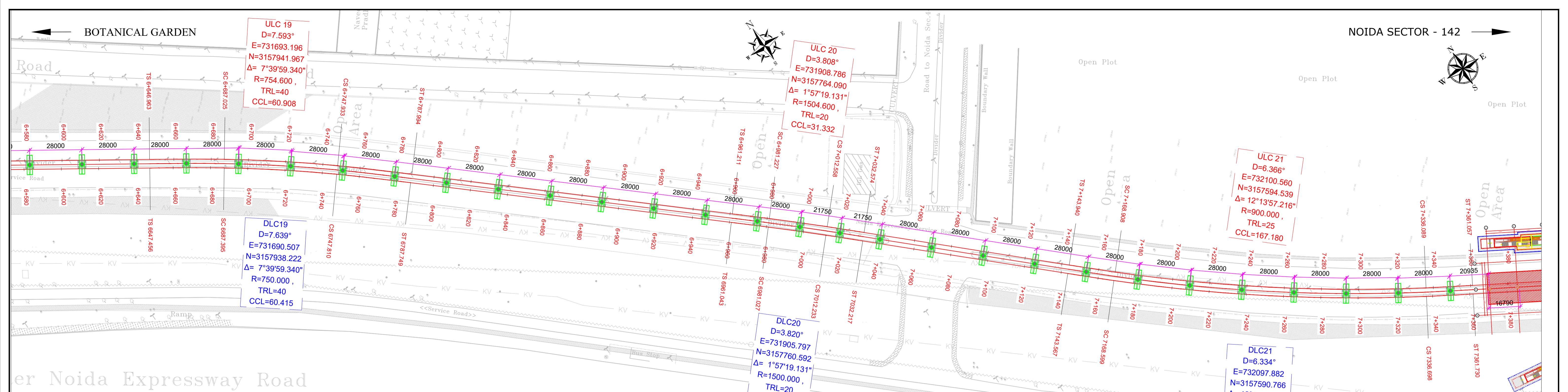
Architecture Design In-charge/ Coordinator: \_\_\_\_\_  
Structure Design In-charge/ Coordinator: \_\_\_\_\_  
E&M Design In-charge/ Coordinator: \_\_\_\_\_

DETAIL DESIGN CONSULTANT:

**ayesa**  
Ayesa India Private Limited  
D 99, 3rd Floor, Sector 2, Noida -201301, Gautam Budh Nagar, Uttar Pradesh  
Tel.: +(91) 120 490 8800, Email: dcdd05@ayesa.com

This drawing must not be loaned, copied or otherwise reproduced in whole or in part or used for any purpose without the prior written permission of NMRC.





**TENDER DRAWING**

This drawing must not be loaned, copied or otherwise reproduced in whole or in part or used for any purpose without the prior written permission of NMRC.

**NOIDA METRO RAIL CORPORATION LTD.**  
Block-III, 3rd Floor, Ganga Shopping Complex, Sector-29, Noida -201301,  
District Gautam Budh Nagar, Uttar Pradesh, India

PROJECT: NGNECC-01: Part Design & Construction of Elevated Viaduct and 10 nos. of Elevated Stations for Extension Projects of NMRC's Aqua Line from Botanical Garden to Noida Sec-142 (from Chainage (-) 383.959 to 12130.143) and from Depot Station to Boraki MMTH (Chainage 28678.253 to 31263.482).

VIADUCT  
DRAWING TITLE: GENERAL ARRANGEMENT DRAWING PLAN AND PROFILE FROM CH DN LINE: 6620m TO CH: 7340m

NORTH Z	DRAWN BY: P. BISHT	CHECKED BY: D.S	VERIFIED BY: P. Kundu	APPROVED BY: P. Banerjee
	DATE: 20.04.2026	REV: R0	SCALE: NTS	STATUS: TENDER
ORDER N° P36-0022	DRAWING NUMBER: NGNE-ALG-TED-STR-10001	SHEET NO. 11 OF 18	SHEET SIZE A1	NGNEDDC

**GENERAL NOTES:**  
1. ALL DIMENSIONS ARE IN MILLIMETER UNLESS MENTIONED.  
2. ALL DIMENSIONS ARE TO BE READ AND NOT MEASURED.  
3. ANY DISCREPANCY MUST BE BROUGHT TO THE NOTICE OF THE DMRC BEFORE EXECUTION OF WORK AT SITE.  
4. THIS DRAWING MUST BE READ IN CONJUNCTION WITH ALL RELEVANT ARCHITECTURAL, STRUCTURAL, PLUMBING & FIRE FIGHTING, ELECTRICAL AND TRAFFIC MANAGEMENT DRAWINGS.  
5. ALL DOOR/WINDOW CILL & LINTEL LEVELS ARE MEASURED FROM MAIN FLOOR FINISHED LEVELS.

REFERENCE DRAWINGS		
REVISION	DESCRIPTION	DRAWING NO.

REVISIONS				
REV.	DESCRIPTION	DATE	DRAWN BY	CHECKED BY
R0	INITIAL DRAWING	20.04.2026	PB	D.S

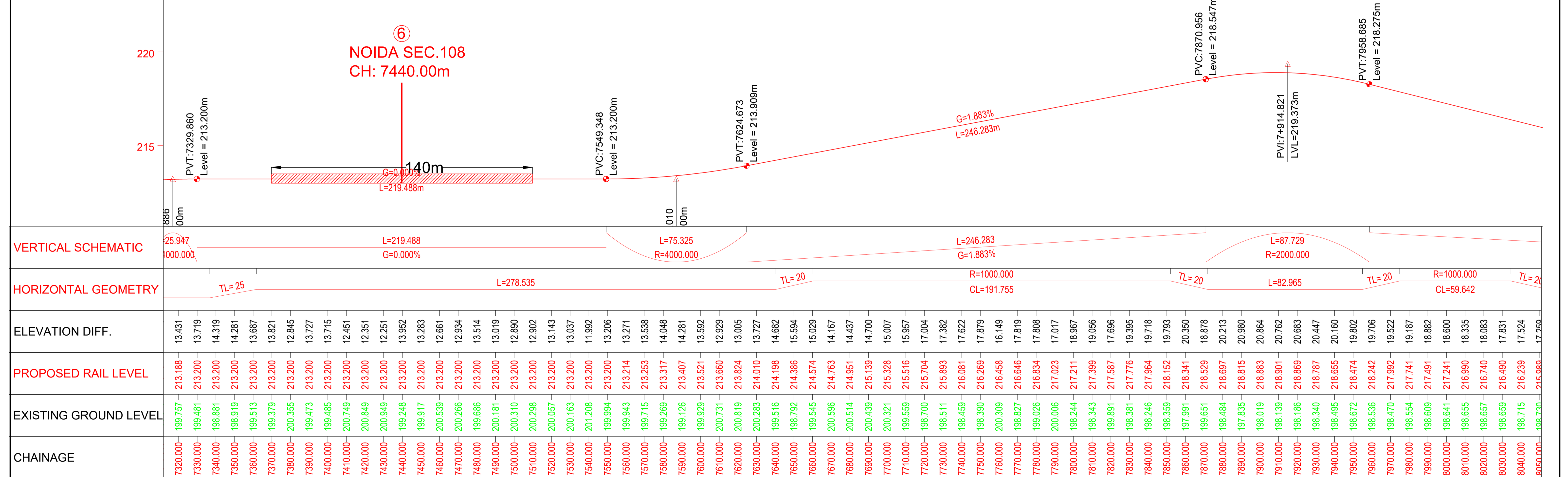
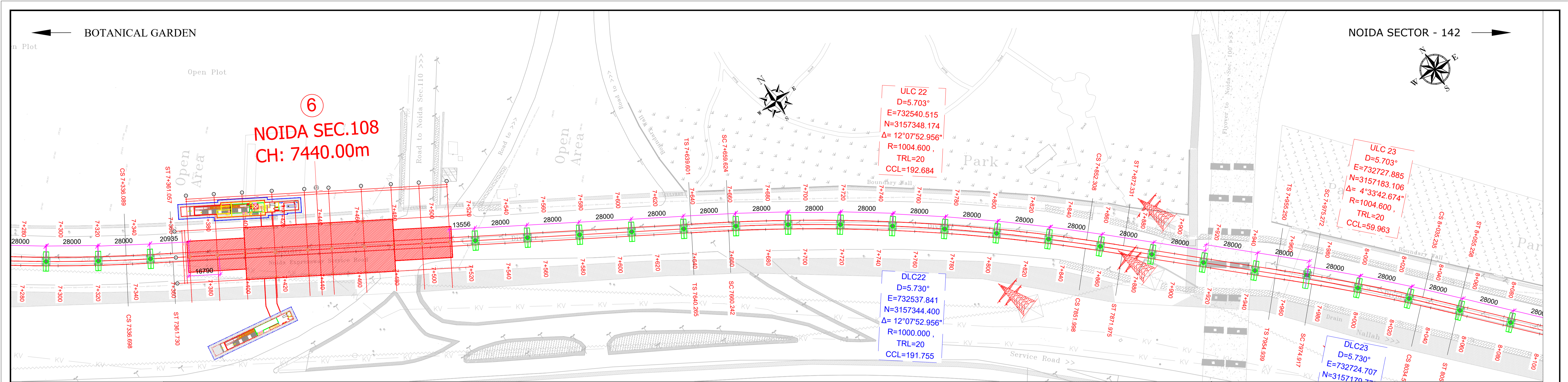
APPROVAL OF NMRC OFFICIALS				

Certified that this document has been designed and checked in accordance with DDC Quality Assurance Plan.

Architecture Design In-charge/ Coordinator: \_\_\_\_\_  
Structure Design In-charge/ Coordinator: \_\_\_\_\_  
E&M Design In-charge/ Coordinator: \_\_\_\_\_

DETAIL DESIGN CONSULTANT : **ayesa**  
Ayesa India Private Limited  
D 99, 3rd Floor, Sector 2, Noida -201301, Gautam Budh Nagar, Uttar Pradesh  
Tel.: +(91) 120 490 8800, Email: dcdd05@ayesa.com

THIS DRAWING IS THE PROPERTY OF NOIDA METRO RAIL CORPORATION LTD.



**TENDER DRAWING**

This drawing must not be loaned, copied or otherwise reproduced in whole or in part or used for any purpose without the prior written permission of NMRC.

**NOIDA METRO RAIL CORPORATION LTD.**  
Block-III, 3rd Floor, Ganga Shopping Complex, Sector-29, Noida -201301, District Gautam Budh Nagar, Uttar Pradesh, India

PROJECT: NGNECC-01: Part Design & Construction of Elevated Viaduct and 10 nos. of Elevated Stations for Extension Projects of NMRC's Aqua Line from Botanical Garden to Noida Sec-142 (from Chainage (-) 383.959 to 12130.143) and from Depot Station to Boraki MMTH (Chainage 28678.253 to 31263.482).

VIADUCT  
DRAWING TITLE: GENERAL ARRANGEMENT DRAWING PLAN AND PROFILE FROM CH DN LINE: 7320m TO CH: 8040m

NORTH	DRAWN BY: P. BISHT	CHECKED BY: D.S	VERIFIED BY: P. Kundu	APPROVED BY: P. Banerjee
DATE: 20.04.2026	REV: R0	SCALE: NTS	STATUS: TENDER	INGNEDDC
ORDER N° P38-0022	DRAWING NUMBER: NGNE-ALG-TED-STR-10001	SHEET NO. 12 OF 18	SHEET SIZE A1	

**GENERAL NOTES:**

- ALL DIMENSIONS ARE IN MILLIMETER UNLESS MENTIONED.
- ALL DIMENSIONS ARE TO BE READ AND NOT MEASURED.
- ANY DISCREPANCY MUST BE BROUGHT TO THE NOTICE OF THE DMRC BEFORE EXECUTION OF WORK AT SITE.
- THIS DRAWING MUST BE READ IN CONJUNCTION WITH ALL RELEVANT ARCHITECTURAL, STRUCTURAL, PLUMBING & FIRE FIGHTING, ELECTRICAL AND TRAFFIC MANAGEMENT DRAWINGS.
- ALL DOOR/WINDOW CILL & LINTEL LEVELS ARE MEASURED FROM MAIN FLOOR FINISHED LEVELS.

**REFERENCE DRAWINGS**

REVISION	DESCRIPTION	DRAWING NO.

**REVISIONS**

REV.	DESCRIPTION	DATE	DRAWN BY	CHECKED BY
R0	INITIAL DRAWING	20.04.2026	PB	D.S

**APPROVAL OF NMRC OFFICIALS**

NAME	DESIGNATION	DATE

Certified that this document has been designed and checked in accordance with DDC Quality Assurance Plan.

Architecture Design In-charge/ Coordinator: [Signature]

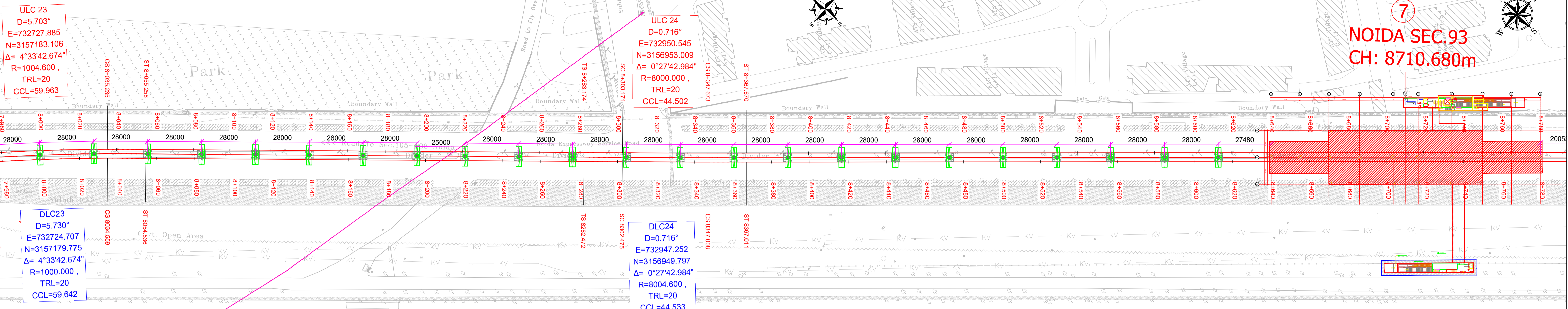
Structure Design In-charge/ Coordinator: [Signature]

E&M Design In-charge/ Coordinator: [Signature]

DETAIL DESIGN CONSULTANT : **ayesa**

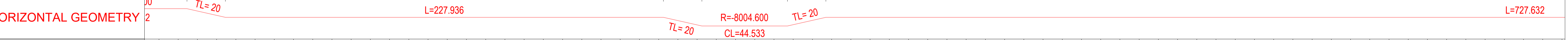
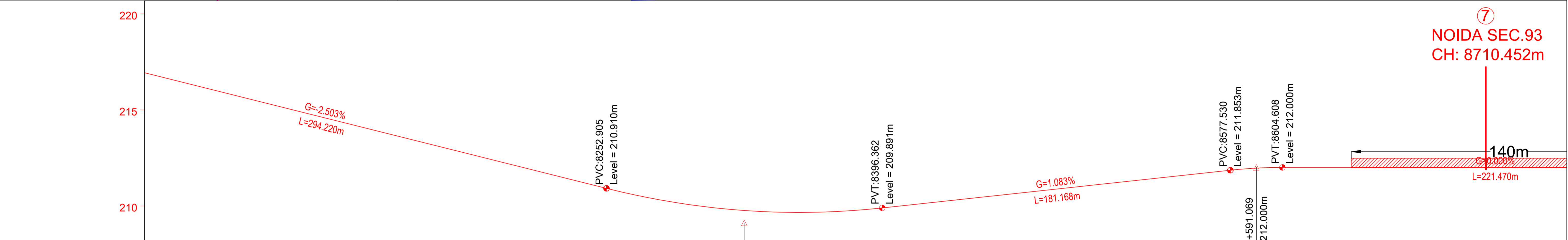
Ayesa India Private Limited  
D 99, 3rd Floor, Sector 2, Noida -201301, Gautam Budh Nagar, Uttar Pradesh  
Tel.: +(91) 120 490 8800, Email: dcd05@ayesa.com

THIS DRAWING IS THE PROPERTY OF NOIDA METRO RAIL CORPORATION LTD.



7  
NOIDA SEC.93  
CH: 8710.680m

7  
NOIDA SEC.93  
CH: 8710.452m



ELEVATION DIFF.	PROPOSED RAIL LEVEL	EXISTING GROUND LEVEL	CHAINAGE
18.083	216.740	198.657	8020.000
17.831	216.490	198.659	8030.000
17.524	216.239	198.715	8040.000
17.259	215.989	198.730	8050.000
16.984	215.739	198.755	8060.000
16.711	215.488	198.777	8070.000
16.493	215.238	198.745	8080.000
16.276	214.988	198.712	8090.000
16.076	214.737	198.661	8100.000
15.778	214.487	198.709	8110.000
15.505	214.237	198.732	8120.000
15.253	213.986	198.733	8130.000
15.001	213.736	198.735	8140.000
14.737	213.486	198.749	8150.000
14.483	213.235	198.752	8160.000
14.308	212.985	198.677	8170.000
13.992	212.735	198.743	8180.000
13.713	212.484	198.771	8190.000
13.180	212.234	199.054	8200.000
12.727	211.984	199.257	8210.000
12.880	211.734	198.854	8220.000
12.642	211.483	198.841	8230.000
12.297	211.233	198.936	8240.000
11.758	210.983	199.225	8250.000
11.935	210.738	198.803	8260.000
11.450	210.518	199.068	8270.000
10.835	210.323	199.488	8280.000
11.382	210.153	198.771	8290.000
11.207	210.008	198.801	8300.000
11.188	209.888	198.700	8310.000
11.070	209.793	198.723	8320.000
11.031	209.723	198.692	8330.000
10.640	209.678	199.038	8340.000
10.445	209.658	199.213	8350.000
10.789	209.663	198.874	8360.000
10.993	209.692	198.699	8370.000
10.991	209.747	198.756	8380.000
11.055	209.827	198.772	8390.000
11.157	209.931	198.774	8400.000
11.271	210.039	198.768	8410.000
11.333	210.147	198.814	8420.000
11.496	210.255	198.759	8430.000
11.549	210.364	198.815	8440.000
11.771	210.472	198.701	8450.000
11.938	210.580	198.642	8460.000
11.467	210.689	199.222	8470.000
12.055	210.797	198.742	8480.000
12.300	210.905	198.605	8490.000
12.438	211.014	198.576	8500.000
12.442	211.122	198.680	8510.000
12.512	211.230	198.718	8520.000
12.607	211.339	198.732	8530.000
12.768	211.447	198.679	8540.000
12.831	211.555	198.724	8550.000
12.950	211.663	198.713	8560.000
13.089	211.772	198.663	8570.000
13.270	211.879	198.609	8580.000
13.273	211.957	198.684	8590.000
13.294	211.996	198.702	8600.000
13.228	212.000	198.772	8610.000
13.228	212.000	198.772	8620.000
13.239	212.000	198.761	8630.000
13.247	212.000	198.753	8640.000
13.242	212.000	198.758	8650.000
13.230	212.000	198.770	8660.000
13.306	212.000	198.694	8670.000
13.423	212.000	198.577	8680.000
13.249	212.000	198.751	8690.000
13.291	212.000	198.709	8700.000
13.300	212.000	198.700	8710.000
13.289	212.000	198.711	8720.000
13.295	212.000	198.705	8730.000
13.304	212.000	198.696	8740.000
13.304	212.000	198.696	8750.000

TENDER DRAWING

This drawing must not be loaned, copied or otherwise reproduced in whole or in part or used for any purpose without the prior written permission of NMRC.

**NOIDA METRO RAIL CORPORATION LTD.**  
 Block-III, 3rd Floor, Sector 2, Noida -201301, Gautam  
 District Gautam Budh Nagar, Uttar Pradesh, India

PROJECT: NGNECC-01: Part Design & Construction of Elevated Viaduct and 10 nos. of Elevated Stations for Extension Projects of NMRC's Aqua Line from Botanical Garden to Noida Sec-142 (from Chainage (-) 383.959 to 12130.143) and from Depot Station to Boraki MMTH (Chainage 28678.253 to 31263.482).

VIADUCT  
 DRAWING TITLE: GENERAL ARRANGEMENT DRAWING PLAN AND PROFILE FROM CH DN LINE: 8020m TO CH: 8740m

NORTH	DRAWN BY: P. BISHT	CHECKED BY: D.S	VERIFIED BY: P. Kundu	APPROVED BY: P. Banerjee
DATE: 20.04.2026	REV: R0	SCALE: NTS	SHEET NO. 13 OF 18	SHEET SIZE A1
ORDER N° P36-0022	DRAWING NUMBER: NGNE-ALG-TED-STR-10001	SHEET SIZE A1		

GENERAL NOTES:  
 1. ALL DIMENSIONS ARE IN MILLIMETER UNLESS MENTIONED.  
 2. ALL DIMENSIONS ARE TO BE READ AND NOT MEASURED.  
 3. ANY DISCREPANCY MUST BE BROUGHT TO THE NOTICE OF THE DMRC BEFORE EXECUTION OF WORK AT SITE.  
 4. THIS DRAWING MUST BE READ IN CONJUNCTION WITH ALL RELEVANT ARCHITECTURAL, STRUCTURAL, PLUMBING & FIRE FIGHTING, ELECTRICAL AND TRAFFIC MANAGEMENT DRAWINGS.  
 5. ALL DOOR/WINDOW CILL & LINTEL LEVELS ARE MEASURED FROM MAIN FLOOR FINISHED LEVELS.

REVISION	DESCRIPTION	DRAWING NO.

REV.	DESCRIPTION	DATE	DRAWN BY	CHECKED BY
R0	INITIAL DRAWING	20.04.2026	PB	D.S

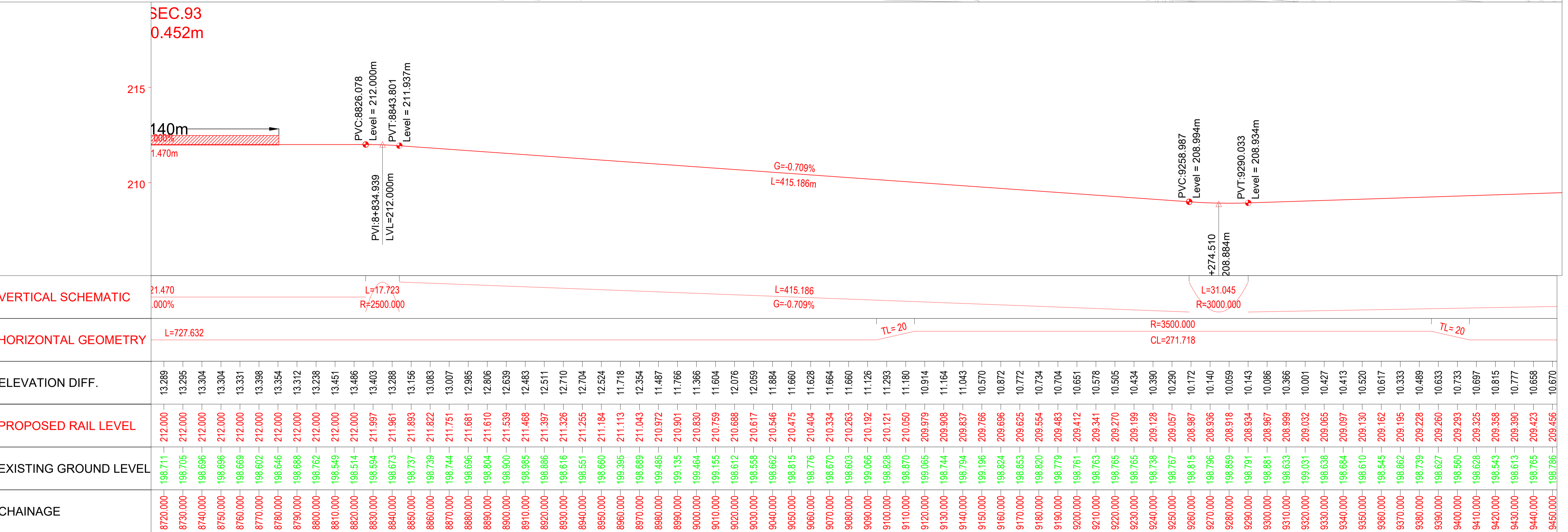
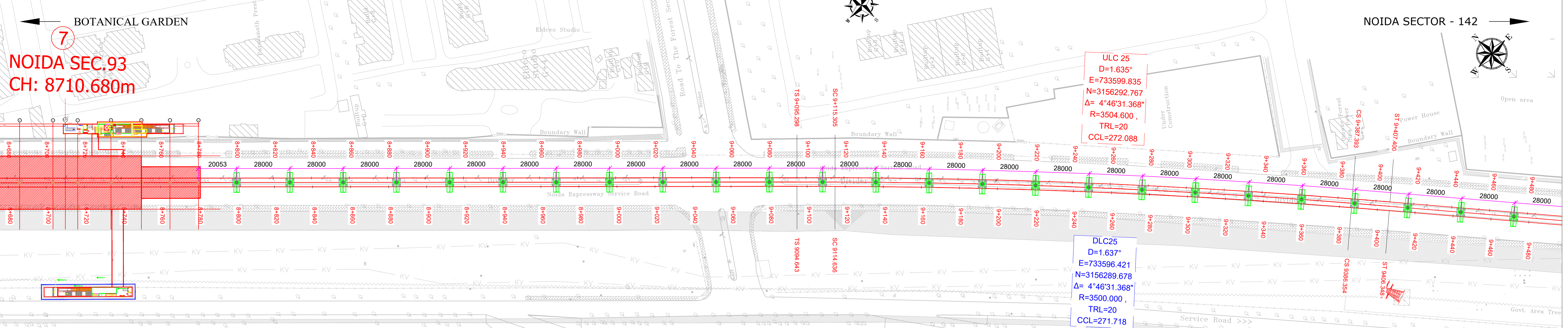
APPROVAL OF NMRC OFFICIALS


Certified that this document has been designed and checked in accordance with DDC Quality Assurance Plan.

Architecture Design In-charge/ Coordinator  
 Structure Design In-charge/ Coordinator  
 E&M Design In-charge/ Coordinator

DETAIL DESIGN CONSULTANT : **ayesa**

Ayesa India Private Limited  
 D 99, 3rd Floor, Sector 2, Noida -201301, Gautam  
 Budh Nagar, Uttar Pradesh  
 Tel.: +(91) 120 490 8800, Email: dcdd05@ayesa.com



### TENDER DRAWING

This drawing must not be loaned, copied or otherwise reproduced in whole or in part or used for any purpose without the prior written permission of NMRC.

**NOIDA METRO RAIL CORPORATION LTD.**  
Block-III, 3rd Floor, Ganga Shopping Complex, Sector-29, Noida -201301, District Gautam Budh Nagar, Uttar Pradesh, India

PROJECT: NGNECC-01: Part Design & Construction of Elevated Viaduct and 10 nos. of Elevated Stations for Extension Projects of NMRC's Aqua Line from Botanical Garden to Noida Sec-142 (from Chainage (-) 383.959 to 12130.143) and from Depot Station to Boraki MMTH (Chainage 28678.253 to 31263.482).

VIADUCT  
DRAWING TITLE: GENERAL ARRANGEMENT DRAWING PLAN AND PROFILE FROM CH DN LINE: 8720m TO CH: 9440m

NORTH	DRAWN BY: P. BISHT	CHECKED BY: D.S	VERIFIED BY: P. Kundu	APPROVED BY: P. Banerjee
DATE: 20.04.2026	REV: R0	SCALE: NTS	STATUS: TENDER	
ORDER N° P36-0022	DRAWING NUMBER: NGNE-ALG-TED-STR-10001	SHEET NO. 14 OF 18	SHEET SIZE A1	

**GENERAL NOTES:**

- ALL DIMENSIONS ARE IN MILLIMETER UNLESS MENTIONED.
- ALL DIMENSIONS ARE TO BE READ AND NOT MEASURED.
- ANY DISCREPANCY MUST BE BROUGHT TO THE NOTICE OF THE DMRC BEFORE EXECUTION OF WORK AT SITE.
- THIS DRAWING MUST BE READ IN CONJUNCTION WITH ALL RELEVANT ARCHITECTURAL, STRUCTURAL, PLUMBING & FIRE FIGHTING, ELECTRICAL AND TRAFFIC MANAGEMENT DRAWINGS.
- ALL DOOR/WINDOW CILL & LINTEL LEVELS ARE MEASURED FROM MAIN FLOOR FINISHED LEVELS.

**REFERENCE DRAWINGS**

REVISION	DESCRIPTION	DRAWING NO.

**REVISIONS**

REV.	DESCRIPTION	DATE	DRAWN BY	CHECKED BY
R0	INITIAL DRAWING	20.04.2026	PB	D.S

**APPROVAL OF NMRC OFFICIALS**


Certified that this document has been designed and checked in accordance with DDC Quality Assurance Plan.

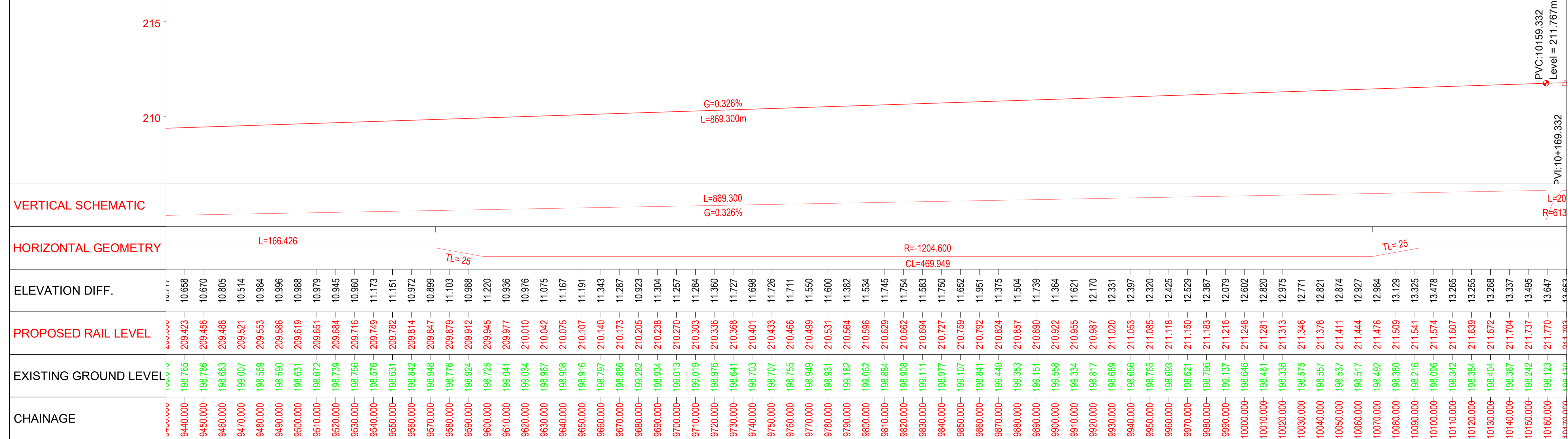
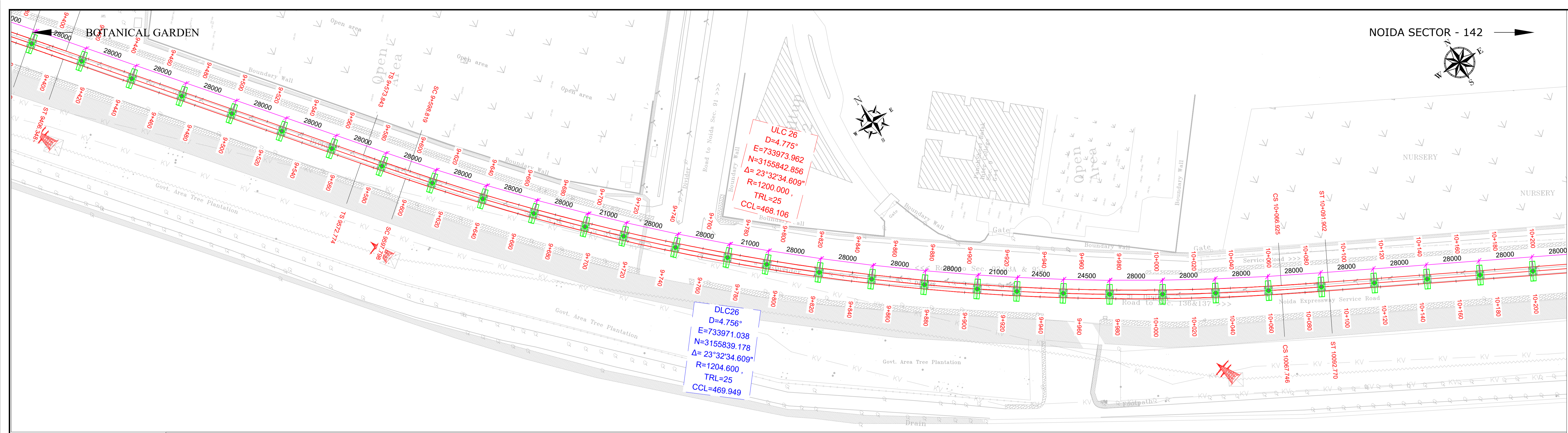
Architecture Design In-charge/ Coordinator: \_\_\_\_\_  
Structure Design In-charge/ Coordinator: \_\_\_\_\_  
E&M Design In-charge/ Coordinator: \_\_\_\_\_

DETAIL DESIGN CONSULTANT : **ayesa**

Ayesa India Private Limited  
D 99, 3rd Floor, Sector 2, Noida -201301, Gautam Budh Nagar, Uttar Pradesh  
Tel.: +(91) 120 490 8800, Email: dcdd05@ayesa.com

THIS DRAWING IS THE PROPERTY OF NOIDA METRO RAIL CORPORATION LTD.

NGNECC



### TENDER DRAWING

This drawing must not be loaned, copied or otherwise reproduced in whole or in part or used for any purpose without the prior written permission of NMRC.

**NOIDA METRO RAIL CORPORATION LTD.**  
Block-III, 3rd Floor, Ganga Shopping Complex, Sector-29, Noida -201301,  
District Gautam Budh Nagar, Uttar Pradesh, India

PROJECT: NGNECC-01: Part Design & Construction of Elevated Viaduct and 10 nos. of Elevated Stations for Extension Projects of NMRC's Aqua Line from Botanical Garden to Noida Sec-142 (from Chainage (-) 383.959 to 12130.143) and from Depot Station to Boraki MMTH (Chainage 28678.253 to 31263.482).

VIADUCT  
DRAWING TITLE: GENERAL ARRANGEMENT DRAWING PLAN AND PROFILE FROM CH DN LINE: 9440m TO CH: 10160m

NORTH Z	DRAWN BY: P. BISHT	CHECKED BY: D.S	VERIFIED BY: P. Kundu	APPROVED BY: P. Banerjee
	DATE: 20.04.2026	REV: R0	SCALE: NTS	STATUS: TENDER
ORDER N° P36-0022	DRAWING NUMBER: NGNE-ALG-TED-STR-10001	SHEET NO. 15 OF 18	SHEET SIZE A1	NGNE/DC

- GENERAL NOTES:**
- ALL DIMENSIONS ARE IN MILLIMETER UNLESS MENTIONED.
  - ALL DIMENSIONS ARE TO BE READ AND NOT MEASURED.
  - ANY DISCREPANCY MUST BE BROUGHT TO THE NOTICE OF THE DMRC BEFORE EXECUTION OF WORK AT SITE.
  - THIS DRAWING MUST BE READ IN CONJUNCTION WITH ALL RELEVANT ARCHITECTURAL, STRUCTURAL, PLUMBING & FIRE FIGHTING, ELECTRICAL AND TRAFFIC MANAGEMENT DRAWINGS.
  - ALL DOOR/WINDOW CILL & LINTEL LEVELS ARE MEASURED FROM MAIN FLOOR FINISHED LEVELS.

**REFERENCE DRAWINGS**

REVISION	DESCRIPTION	DRAWING NO.

REVISIONS					APPROVAL OF NMRC OFFICIALS				
REV.	DESCRIPTION	DATE	DRAWN BY	CHECKED BY					
R0	INITIAL DRAWING	20.04.2026	PB	D.S					

Certified that this document has been designed and checked in accordance with DDC Quality Assurance Plan.

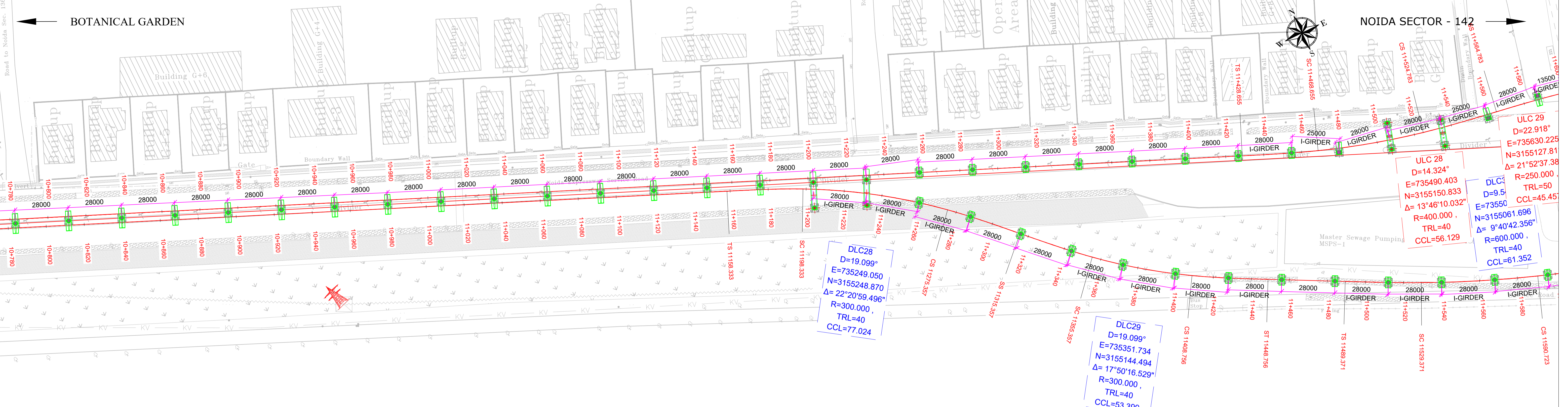
Architecture Design In-charge/ Coordinator: [Signature]  
Structure Design In-charge/ Coordinator: [Signature]  
E&M Design In-charge/ Coordinator: [Signature]

DETAIL DESIGN CONSULTANT : **ayesa**

Ayesa India Private Limited  
D 99, 3rd Floor, Sector 2, Noida -201301, Gautam Budh Nagar, Uttar Pradesh  
Tel.: +(91) 120 490 8800, Email: dcdd05@ayesa.com

THIS DRAWING IS THE PROPERTY OF NOIDA METRO RAIL CORPORATION LTD.





	210	G=-0.592% L=522.486m		PVC:11153.986 Level = 208.650m	PVT:11191.316 Level = 208.603m	G=0.342% L=633.196m	
VERTICAL SCHEMATIC	205	L=522.486 G=-0.592%		+172.651 08.539m		L=633.196 G=0.342%	
HORIZONTAL GEOMETRY		L=615.967		L=37.330 R=4000.000		L=40.615	
ELEVATION DIFF.				TL= 40		TL= 40	
PROPOSED RAIL LEVEL				R=300.000 CL=77.024		R=300.000 CL=53.399	
EXISTING GROUND LEVEL				TL= 40		TL= 40	
CHAINAGE							

## TENDER DRAWING

This drawing must not be loaned, copied or otherwise reproduced in whole or in part or used for any purpose without the prior written permission of NMRC.

**NOIDA METRO RAIL CORPORATION LTD.**  
Block-III, 3rd Floor, Ganga Shopping Complex, Sector-29, Noida -201301,  
District Gautam Budh Nagar, Uttar Pradesh, India

PROJECT: NGNECC-01: Part Design & Construction of Elevated Viaduct and 10 nos. of Elevated Stations for Extension Projects of NMRC's Aqua Line from Botanical Garden to Noida Sec-142 (from Chainage (-) 383.959 to 12130.143) and from Depot Station to Boraki MMTH (Chainage 28678.253 to 31263.482).

VIADUCT

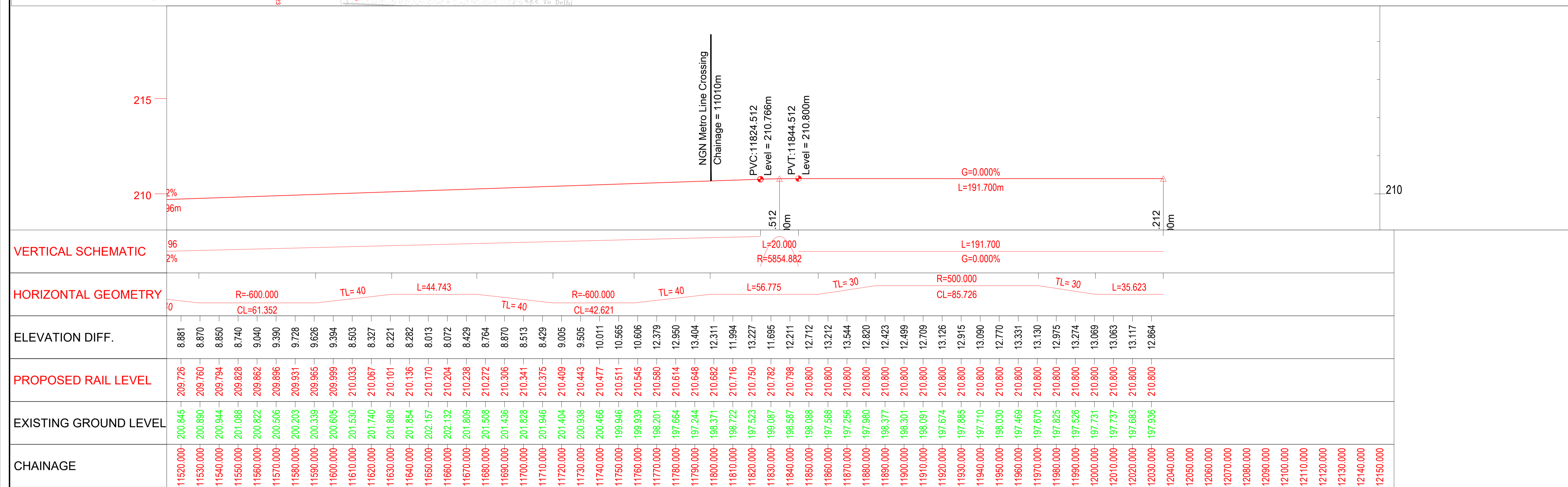
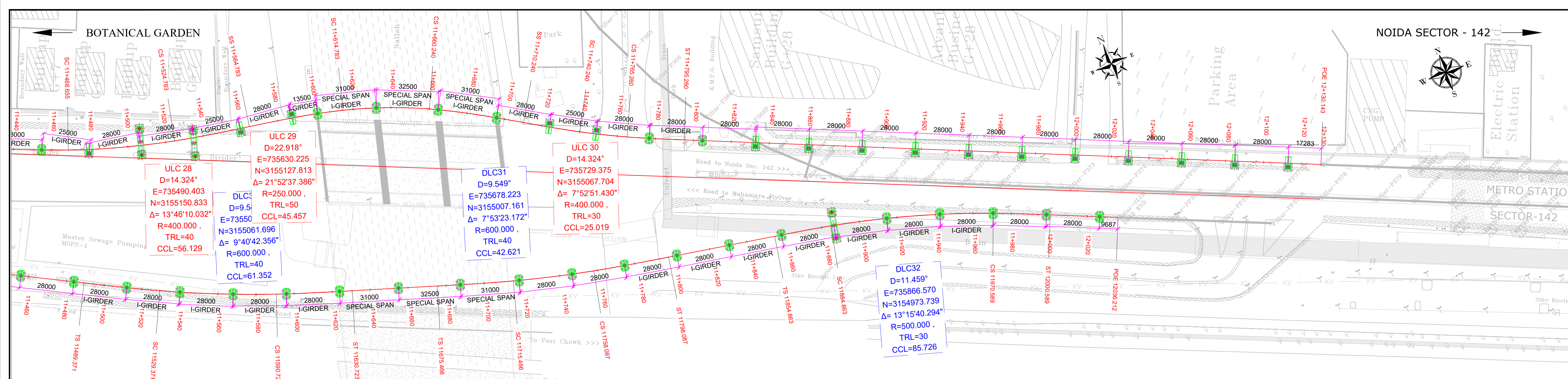
DRAWING TITLE: GENERAL ARRANGEMENT DRAWING PLAN AND PROFILE FROM CH DN LINE: 10820m TO CH: 11540m

<b>GENERAL NOTES:</b> 1. ALL DIMENSIONS ARE IN MILLIMETER UNLESS MENTIONED. 2. ALL DIMENSIONS ARE TO BE READ AND NOT MEASURED. 3. ANY DISCREPANCY MUST BE BROUGHT TO THE NOTICE OF THE DMRC BEFORE EXECUTION OF WORK AT SITE. 4. THIS DRAWING MUST BE READ IN CONJUNCTION WITH ALL RELEVANT ARCHITECTURAL, STRUCTURAL, PLUMBING & FIRE FIGHTING, ELECTRICAL AND TRAFFIC MANAGEMENT DRAWINGS. 5. ALL DOOR/WINDOW CILL & LINTEL LEVELS ARE MEASURED FROM MAIN FLOOR FINISHED LEVELS.		<b>REVISIONS</b> <table border="1"> <thead> <tr> <th>REV.</th> <th>DESCRIPTION</th> <th>DATE</th> <th>DRAWN BY</th> <th>CHECKED BY</th> </tr> </thead> <tbody> <tr> <td>R0</td> <td>INITIAL DRAWING</td> <td>20.04.2026</td> <td>PB</td> <td>D.S</td> </tr> </tbody> </table>		REV.	DESCRIPTION	DATE	DRAWN BY	CHECKED BY	R0	INITIAL DRAWING	20.04.2026	PB	D.S	<b>APPROVAL OF NMRC OFFICIALS</b> <table border="1"> <thead> <tr> <th>NO.</th> <th>NAME</th> <th>DESIGNATION</th> <th>DATE</th> </tr> </thead> <tbody> <tr> <td> </td> <td> </td> <td> </td> <td> </td> </tr> </tbody> </table>		NO.	NAME	DESIGNATION	DATE					Certified that this document has been designed and checked in accordance with DDC Quality Assurance Plan. Authorised Signatory for DDC, NGNEDDC Project Manager <table border="1"> <tr> <td>Architecture Design In-charge/ Coordinator</td> <td>Structure Design In-charge/ Coordinator</td> <td>E&amp;M Design In-charge/ Coordinator</td> </tr> </table>		Architecture Design In-charge/ Coordinator	Structure Design In-charge/ Coordinator	E&M Design In-charge/ Coordinator
REV.	DESCRIPTION	DATE	DRAWN BY	CHECKED BY																								
R0	INITIAL DRAWING	20.04.2026	PB	D.S																								
NO.	NAME	DESIGNATION	DATE																									
Architecture Design In-charge/ Coordinator	Structure Design In-charge/ Coordinator	E&M Design In-charge/ Coordinator																										
<b>REFERENCE DRAWINGS</b> <table border="1"> <thead> <tr> <th>REVISION</th> <th>DESCRIPTION</th> <th>DRAWING NO.</th> </tr> </thead> <tbody> <tr> <td> </td> <td> </td> <td> </td> </tr> </tbody> </table>		REVISION	DESCRIPTION	DRAWING NO.				<table border="1"> <tr> <td> </td> <td> </td> <td> </td> </tr> </table>					<table border="1"> <tr> <td> </td> <td> </td> <td> </td> </tr> </table>															
REVISION	DESCRIPTION	DRAWING NO.																										

Ayesa India Private Limited  
D 99, 3rd Floor, Sector 2, Noida -201301, Gautam  
Budh Nagar, Uttar Pradesh  
Tel.: +(91) 120 490 8800, Email: dcdd05@ayesa.com

NORTH	DRAWN BY: P. BISHT	CHECKED BY: D.S	VERIFIED BY: P. Kundu	APPROVED BY: P. Banerjee
DATE: 20.04.2026	REV: R0	SCALE: NTS	TENDER	STATUS: A1
ORDER N° P36-0022	DRAWING NUMBER: NGNE-ALG-TED-STR-10001	SHEET NO. 17 OF 18	SHEET SIZE	

This drawing must not be loaned, copied or otherwise reproduced in whole or in part or used for any purpose without the prior written permission of NMRC.



CHAINAGE	EXISTING GROUND LEVEL	PROPOSED RAIL LEVEL	ELEVATION DIFF.	HORIZONTAL GEOMETRY	VERTICAL SCHEMATIC
11520.000	200.845	209.726	8.881	R=600.000, TL=40, L=44.743	2% L=191.700m G=0.000%
11530.000	200.890	209.760	8.870	CL=61.352	
11540.000	200.944	209.794	8.850	TL=40, L=56.775, TL=30	2% L=191.700m G=0.000%
11550.000	201.088	209.828	8.740	R=600.000, CL=42.621	
11560.000	200.822	209.862	9.040	TL=40, L=56.775, TL=30	2% L=191.700m G=0.000%
11570.000	200.506	209.896	9.390	R=500.000, CL=85.726	
11580.000	200.203	209.931	9.728	TL=30, L=35.623	2% L=191.700m G=0.000%
11590.000	200.339	209.965	9.626		
11600.000	200.605	209.999	9.394		2% L=191.700m G=0.000%
11610.000	201.530	210.033	8.503		
11620.000	201.740	210.067	8.327		2% L=191.700m G=0.000%
11630.000	201.880	210.101	8.221		
11640.000	201.854	210.136	8.282		2% L=191.700m G=0.000%
11650.000	202.157	210.170	8.013		
11660.000	202.132	210.204	8.072		2% L=191.700m G=0.000%
11670.000	201.809	210.238	8.429		
11680.000	201.508	210.272	8.764		2% L=191.700m G=0.000%
11690.000	201.436	210.306	8.870		
11700.000	201.828	210.341	8.513		2% L=191.700m G=0.000%
11710.000	201.946	210.375	8.429		
11720.000	201.404	210.409	9.005		2% L=191.700m G=0.000%
11730.000	200.938	210.443	9.505		
11740.000	200.466	210.477	10.011		2% L=191.700m G=0.000%
11750.000	199.946	210.511	10.565		
11760.000	199.939	210.545	10.606		2% L=191.700m G=0.000%
11770.000	198.201	210.580	12.379		
11780.000	197.664	210.614	12.950		2% L=191.700m G=0.000%
11790.000	197.244	210.648	13.404		
11800.000	198.371	210.682	12.311		2% L=191.700m G=0.000%
11810.000	198.722	210.716	11.994		
11820.000	197.523	210.750	13.227		2% L=191.700m G=0.000%
11830.000	199.087	210.782	11.695		
11840.000	198.587	210.798	12.211		2% L=191.700m G=0.000%
11850.000	198.088	210.800	12.712		
11860.000	197.588	210.800	13.212		2% L=191.700m G=0.000%
11870.000	197.256	210.800	13.544		
11880.000	197.980	210.800	12.820		2% L=191.700m G=0.000%
11890.000	198.377	210.800	12.423		
11900.000	198.301	210.800	12.499		2% L=191.700m G=0.000%
11910.000	198.091	210.800	12.709		
11920.000	197.674	210.800	13.126		2% L=191.700m G=0.000%
11930.000	197.885	210.800	12.915		
11940.000	197.710	210.800	13.090		2% L=191.700m G=0.000%
11950.000	198.030	210.800	12.770		
11960.000	197.469	210.800	13.331		2% L=191.700m G=0.000%
11970.000	197.670	210.800	13.130		
11980.000	197.825	210.800	12.975		2% L=191.700m G=0.000%
11990.000	197.526	210.800	13.274		
12000.000	197.731	210.800	13.069		2% L=191.700m G=0.000%
12010.000	197.737	210.800	13.063		
12020.000	197.683	210.800	13.117		2% L=191.700m G=0.000%
12030.000	197.936	210.800	12.864		
12040.000					2% L=191.700m G=0.000%
12050.000					
12060.000					2% L=191.700m G=0.000%
12070.000					
12080.000					2% L=191.700m G=0.000%
12090.000					
12100.000					2% L=191.700m G=0.000%
12110.000					
12120.000					2% L=191.700m G=0.000%
12130.000					
12140.000					2% L=191.700m G=0.000%
12150.000					

### TENDER DRAWING

This drawing must not be loaned, copied or otherwise reproduced in whole or in part or used for any purpose without the prior written permission of NMRC.

**NOIDA METRO RAIL CORPORATION LTD.**  
 Block-III, 3rd Floor, Ganga Shopping Complex, Sector-29, Noida -201301,  
 District Gautam Budh Nagar, Uttar Pradesh, India

PROJECT: NGNECC-01: Part Design & Construction of Elevated Viaduct and 10 nos. of Elevated Stations for Extension Projects of NMRC's Aqua Line from Botanical Garden to Noida Sec-142 (from Chainage (-) 383.959 to 12130.143) and from Depot Station to Boraki MMTH (Chainage 28678.253 to 31263.482).

VIADUCT  
 DRAWING TITLE: GENERAL ARRANGEMENT DRAWING PLAN AND PROFILE FROM CH DN LINE: 11520m TO CH: 12030m

NORTH	DRAWN BY: P. BISHT	CHECKED BY: D.S	VERIFIED BY: P. Kundu	APPROVED BY: P. Banerjee
DATE: 20.04.2026	REV: R0	SCALE: NTS	TENDER	STATUS: A1
ORDER N° P36-0022	DRAWING NUMBER: NGNE-ALG-TED-STR-10001	SHEET NO. 18 OF 18	SHEET SIZE	INGNECC

GENERAL NOTES:  
 1. ALL DIMENSIONS ARE IN MILLIMETER UNLESS MENTIONED.  
 2. ALL DIMENSIONS ARE TO BE READ AND NOT MEASURED.  
 3. ANY DISCREPANCY MUST BE BROUGHT TO THE NOTICE OF THE DMRC BEFORE EXECUTION OF WORK AT SITE.  
 4. THIS DRAWING MUST BE READ IN CONJUNCTION WITH ALL RELEVANT ARCHITECTURAL, STRUCTURAL, PLUMBING & FIRE FIGHTING, ELECTRICAL AND TRAFFIC MANAGEMENT DRAWINGS.  
 5. ALL DOOR/WINDOW GILL & LINTEL LEVELS ARE MEASURED FROM MAIN FLOOR FINISHED LEVELS.

REVISION	DESCRIPTION	DRAWING NO.

REV.	DESCRIPTION	DATE	DRAWN BY	CHECKED BY
R0	INITIAL DRAWING	20.04.2026	PB	D.S

APPROVAL OF NMRC OFFICIALS				

Certified that this document has been designed and checked in accordance with DDC Quality Assurance Plan.


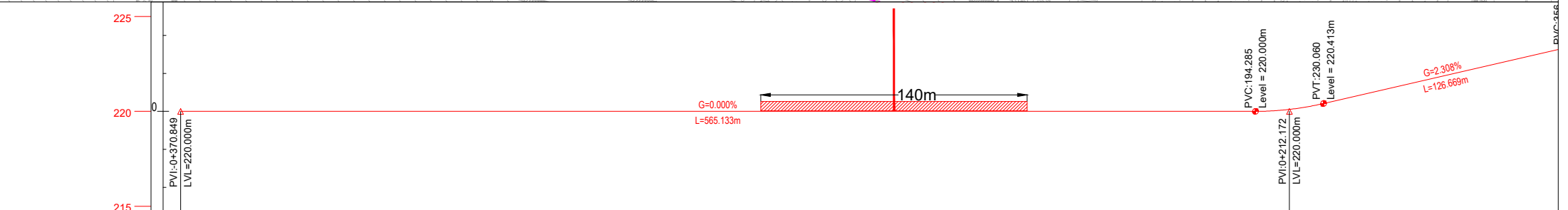
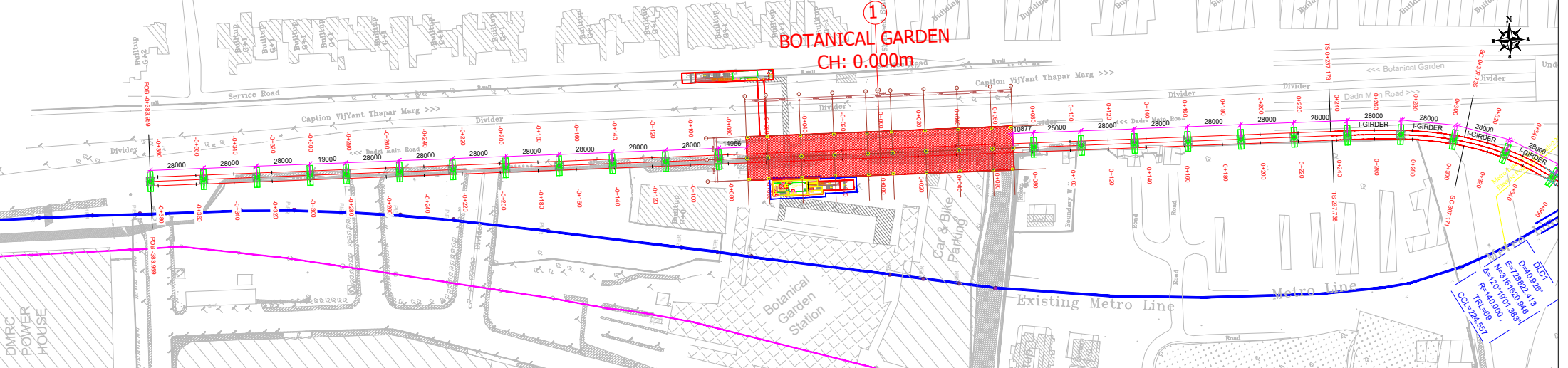
Architecture Design In-charge/ Coordinator  
 Structure Design In-charge/ Coordinator  
 E&M Design In-charge/ Coordinator

DETAIL DESIGN CONSULTANT :

**ayesa**  
 Ayesa India Private Limited  
 D 99, 3rd Floor, Sector 2, Noida -201301, Gautam  
 Budh Nagar, Uttar Pradesh  
 Tel.: +(91) 120 490 8800, Email: dcdd05@ayesa.com

THIS DRAWING IS THE PROPERTY OF NOIDA METRO RAIL CORPORATION LTD.

This drawing must not be loaned, copied or otherwise reproduced in whole or in part or used for any purpose without the prior written permission of NMRC.



ELEVATION DIFF.	PROPOSED RAIL LEVEL	EXISTING GROUND LEVEL	CHAINAGE
20.516	220.000	199.519	-380.000
20.544	220.000	199.484	-370.000
20.564	220.000	199.456	-360.000
20.584	220.000	199.438	-350.000
20.600	220.000	199.416	-340.000
20.616	220.000	199.400	-330.000
20.632	220.000	199.388	-320.000
20.649	220.000	199.368	-310.000
20.644	220.000	199.351	-300.000
20.635	220.000	199.356	-290.000
20.625	220.000	199.365	-280.000
20.606	220.000	199.375	-270.000
20.597	220.000	199.394	-260.000
20.588	220.000	199.403	-250.000
20.569	220.000	199.412	-240.000
20.559	220.000	199.422	-230.000
20.550	220.000	199.431	-220.000
20.540	220.000	199.441	-210.000
20.531	220.000	199.450	-200.000
20.522	220.000	199.460	-190.000
20.512	220.000	199.469	-180.000
20.503	220.000	199.478	-170.000
20.493	220.000	199.488	-160.000
20.484	220.000	199.497	-150.000
20.472	220.000	199.507	-140.000
20.423	220.000	199.516	-130.000
20.373	220.000	199.528	-120.000
20.334	220.000	199.577	-110.000
20.317	220.000	199.627	-90.000
20.300	220.000	199.666	-80.000
20.283	220.000	199.683	-70.000
20.266	220.000	199.700	-60.000
20.250	220.000	199.717	-50.000
20.233	220.000	199.734	-40.000
20.216	220.000	199.750	-30.000
20.199	220.000	199.767	-20.000
20.183	220.000	199.784	-10.000
20.166	220.000	199.801	0.000
20.149	220.000	199.817	10.000
20.132	220.000	199.834	20.000
20.116	220.000	199.851	30.000
20.099	220.000	199.868	40.000
20.082	220.000	199.884	50.000
20.065	220.000	199.901	60.000
20.048	220.000	199.918	70.000
20.032	220.000	199.935	80.000
20.042	220.000	199.951	90.000
20.063	220.000	199.968	100.000
20.084	220.000	199.984	110.000
20.105	220.000	199.999	120.000
20.126	220.000	199.999	130.000
20.147	220.000	199.999	140.000
20.168	220.000	199.999	150.000
20.189	220.000	199.999	160.000
20.210	220.000	199.999	170.000
20.242	220.000	199.999	180.000
20.332	220.000	199.999	190.000
20.486	220.000	199.999	200.000
20.706	220.000	199.999	210.000
20.956	220.000	199.999	220.000
21.209	220.000	199.999	230.000
21.461	220.000	199.999	240.000
21.715	220.000	199.999	250.000
22.227	220.000	199.999	260.000
22.485	220.000	199.999	270.000
22.746	220.000	199.999	280.000
23.010	220.000	199.999	290.000
23.272	220.000	199.999	300.000
23.546	220.000	199.999	310.000
23.821	220.000	199.999	320.000
24.101	220.000	199.999	330.000
24.386	220.000	199.999	340.000
24.675	220.000	199.999	350.000

**TENDER DRAWING**

This drawing must not be loaned, copied or otherwise reproduced in whole or in part or used for any purpose without the prior written permission of NMRC.

**NOIDA METRO RAIL CORPORATION LTD.**  
Block-III, 3rd Floor, Ganga Shopping Complex, Sector-29, Noida -201301, District Gautam Budh Nagar, Uttar Pradesh, India

PROJECT: NGNECC-01: Part Design & Construction of Elevated Viaduct and 10 nos. of Elevated Stations for Extension Projects of NMRC's Aqua Line from Botanical Garden to Noida Sec-142 (from Chainage (-) 383.959 to 12130.143) and from Depot Station to Boraki MMTH (Chainage 28678.253 to 31263.482).

VIADUCT  
DRAWING TITLE: GENERAL ARRANGEMENT DRAWING PLAN AND PROFILE FROM CH UP LINE: -380m TO CH: 340m

NORTH	DRAWN BY: P. BISHT	CHECKED BY: D.S	APPROVED BY: P. Banerjee
	DATE: 20.04.2026	REV: R0	SCALE: NTS
ORDER NO: P36-002	DRAWING NUMBER: NGNE-ALG-TED-STR-10002	SHEET NO: 01 OF 18	SHEET SIZE: A1

**GENERAL NOTES:**

- ALL DIMENSIONS ARE IN MILLIMETER UNLESS MENTIONED.
- ALL DIMENSIONS ARE TO BE READ AND NOT MEASURED.
- ANY DISCREPANCY MUST BE BROUGHT TO THE NOTICE OF THE DMRC BEFORE EXECUTION OF WORK AT SITE.
- THIS DRAWING MUST BE READ IN CONJUNCTION WITH ALL RELEVANT ARCHITECTURAL, STRUCTURAL, PLUMBING & FIRE FIGHTING, ELECTRICAL AND TRAFFIC MANAGEMENT DRAWINGS.
- ALL DOOR/WINDOW CILL & LINTEL LEVELS ARE MEASURED FROM MAIN FLOOR FINISHED LEVELS.

REVISION	DESCRIPTION	DRAWING NO.

REV.	DESCRIPTION	DATE	DRAWN BY	CHECKED BY
R0	INITIAL DRAWING	20.04.2026	PB	D.S

**APPROVAL OF NMRC OFFICIALS**

--	--	--	--	--	--

Certified that this document has been designed and checked in accordance with DDC Quality Assurance Plan.

Architecture Design In-charge/ Coordinator  
Structure Design In-charge/ Coordinator  
E&M Design In-charge/ Coordinator


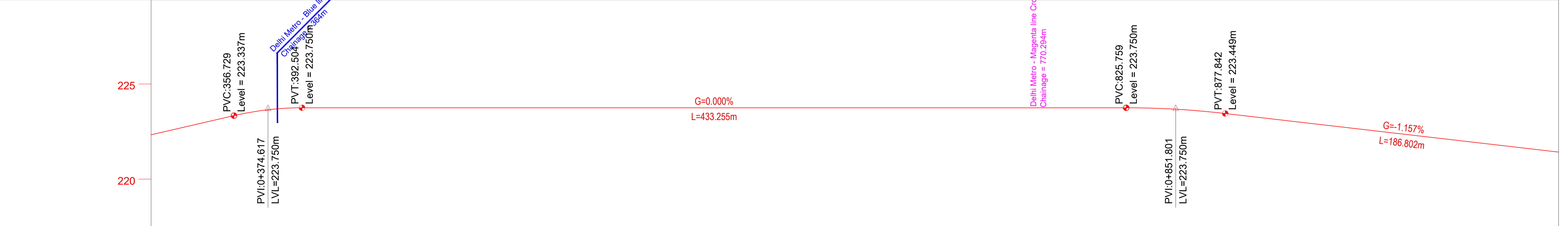
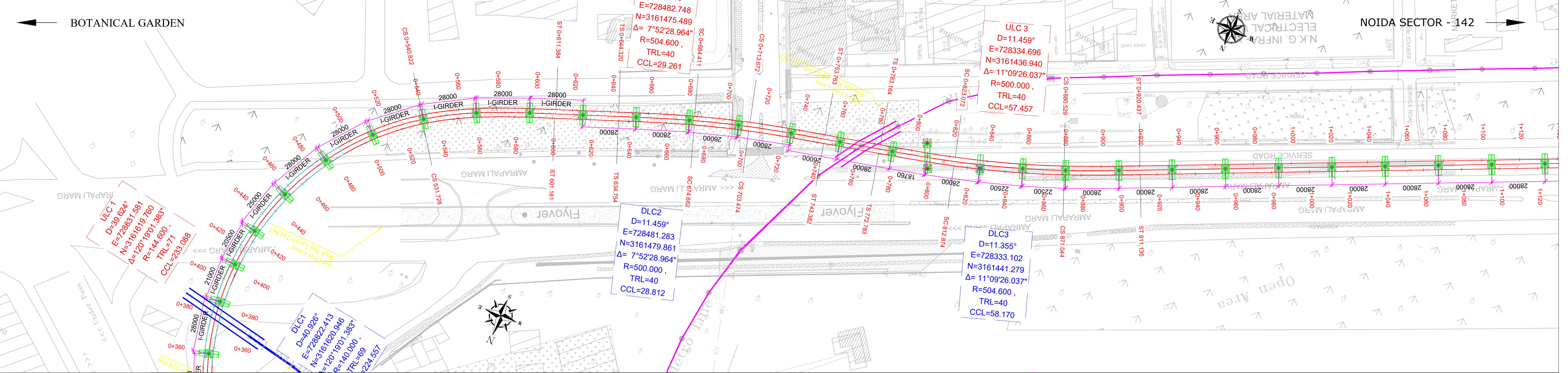
DETAIL DESIGN CONSULTANT:

**ayesa**  
Ayesa India Private Limited  
D 99, 3rd Floor, Sector 2, Noida-201301, Gautam  
Buddh Nagar, Uttar Pradesh  
Tel.: +(91) 120 490 8800, Email: dcd905@ayesa.com

Authorised Signatory for DDC, NGNEDDC Project Manager

THIS DRAWING IS THE PROPERTY OF NOIDA METRO RAIL CORPORATION LTD.

This drawing must not be either loaned, copied or otherwise reproduced in whole or in part or used for any purpose without the prior written permission of NMRC.



ELEVATION DIFF.	PROPOSED RAIL LEVEL	EXISTING GROUND LEVEL	CHAINAGE
23.010	222.489	199.479	320.000
23.276	222.720	199.444	330.000
23.542	222.951	199.409	340.000
23.711	223.182	199.471	350.000
23.876	223.409	199.533	360.000
23.992	223.587	199.595	370.000
24.043	223.700	199.657	380.000
24.029	223.748	199.719	390.000
23.971	223.750	199.779	400.000
23.911	223.750	199.839	410.000
23.857	223.750	199.893	420.000
23.885	223.750	199.865	430.000
23.914	223.750	199.836	440.000
23.943	223.750	199.807	450.000
23.972	223.750	199.778	460.000
24.001	223.750	199.749	470.000
24.030	223.750	199.720	480.000
24.059	223.750	199.691	490.000
24.084	223.750	199.666	500.000
24.099	223.750	199.651	510.000
24.123	223.750	199.627	520.000
23.905	223.750	199.845	530.000
23.973	223.750	199.777	540.000
24.087	223.750	199.663	550.000
24.205	223.750	199.545	560.000
24.328	223.750	199.422	570.000
24.335	223.750	199.415	580.000
24.310	223.750	199.440	590.000
24.215	223.750	199.535	600.000
24.128	223.750	199.622	610.000
24.100	223.750	199.650	620.000
24.249	223.750	199.501	630.000
24.235	223.750	199.515	640.000
24.263	223.750	199.487	650.000
24.209	223.750	199.541	660.000
24.205	223.750	199.545	670.000
24.347	223.750	199.403	680.000
24.229	223.750	199.521	690.000
24.242	223.750	199.508	700.000
24.253	223.750	199.497	710.000
24.261	223.750	199.489	720.000
24.453	223.750	199.297	730.000
24.571	223.750	199.179	740.000
24.457	223.750	199.293	750.000
24.327	223.750	199.423	760.000
24.198	223.750	199.552	770.000
24.103	223.750	199.647	780.000
24.040	223.750	199.710	790.000
23.979	223.750	199.771	800.000
23.920	223.750	199.830	810.000
24.053	223.750	199.697	820.000
23.918	223.747	199.829	830.000
23.939	223.726	199.787	840.000
24.352	223.683	199.331	850.000
24.290	223.618	199.328	860.000
24.210	223.532	199.322	870.000
24.122	223.424	199.302	880.000
24.020	223.308	199.288	890.000
23.886	223.192	199.306	900.000
23.698	223.076	199.378	910.000
23.510	222.961	199.451	920.000
23.321	222.845	199.524	930.000
23.133	222.729	199.596	940.000
22.944	222.613	199.669	950.000
22.756	222.498	199.742	960.000
22.567	222.382	199.815	970.000
22.525	222.266	199.741	980.000
22.490	222.150	199.660	990.000
22.456	222.035	199.579	1000.000
22.348	221.919	199.571	1010.000
22.222	221.803	199.581	1020.000
22.098	221.688	199.590	1030.000
21.972	221.572	199.600	1040.000
21.868	221.456	199.588	1050.000

**TENDER DRAWING**

This drawing must not be loaned, copied or otherwise reproduced in whole or in part or used for any purpose without the prior written permission of NMRC.

**NOIDA METRO RAIL CORPORATION LTD.**  
 Block-III, 3rd Floor, Ganga Shopping Complex, Sector-29, Noida -201301,  
 District Gautam Budh Nagar, Uttar Pradesh, India

PROJECT: NGNECC-01: Part Design & Construction of Elevated Viaduct and 10 nos. of Elevated Stations for Extension Projects of NMRC's Aqua Line from Botanical Garden to Noida Sec-142 (from Chainage (-) 383.959 to 12130.143) and from Depot Station to Boraki MMTH (Chainage 28678.253 to 31263.482).

VIADUCT  
 DRAWING TITLE: GENERAL ARRANGEMENT DRAWING PLAN AND PROFILE FROM CH UP LINE: 320m TO CH: 1040m

NORTH Z	DRAWN BY: P. BISHT	CHECKED BY: D.S	VERIFIED BY: P. Kundu	APPROVED BY: P. Banerjee
	DATE: 20.04.2026	REV: R0	SCALE: NTS	STATUS: TENDER
ORDER N° P36-0022	DRAWING NUMBER: NGNE-ALG-TED-STR-10002	SHEET NO. 02 OF 18	SHEET SIZE A1	INGENIUM

**GENERAL NOTES:**

- ALL DIMENSIONS ARE IN MILLIMETER UNLESS MENTIONED.
- ALL DIMENSIONS ARE TO BE READ AND NOT MEASURED.
- ANY DISCREPANCY MUST BE BROUGHT TO THE NOTICE OF THE DMRC BEFORE EXECUTION OF WORK AT SITE.
- THIS DRAWING MUST BE READ IN CONJUNCTION WITH ALL RELEVANT ARCHITECTURAL, STRUCTURAL, PLUMBING & FIRE FIGHTING, ELECTRICAL AND TRAFFIC MANAGEMENT DRAWINGS.
- ALL DOOR/WINDOW CILL & LINTEL LEVELS ARE MEASURED FROM MAIN FLOOR FINISHED LEVELS.

**REFERENCE DRAWINGS**

REVISION	DESCRIPTION	DRAWING NO.

**REVISIONS**

REV.	DESCRIPTION	DATE	DRAWN BY	CHECKED BY
R0	INITIAL DRAWING	20.04.2026	PB	D.S

**APPROVAL OF NMRC OFFICIALS**

--	--	--	--	--

Certified that this document has been designed and checked in accordance with DDC Quality Assurance Plan.

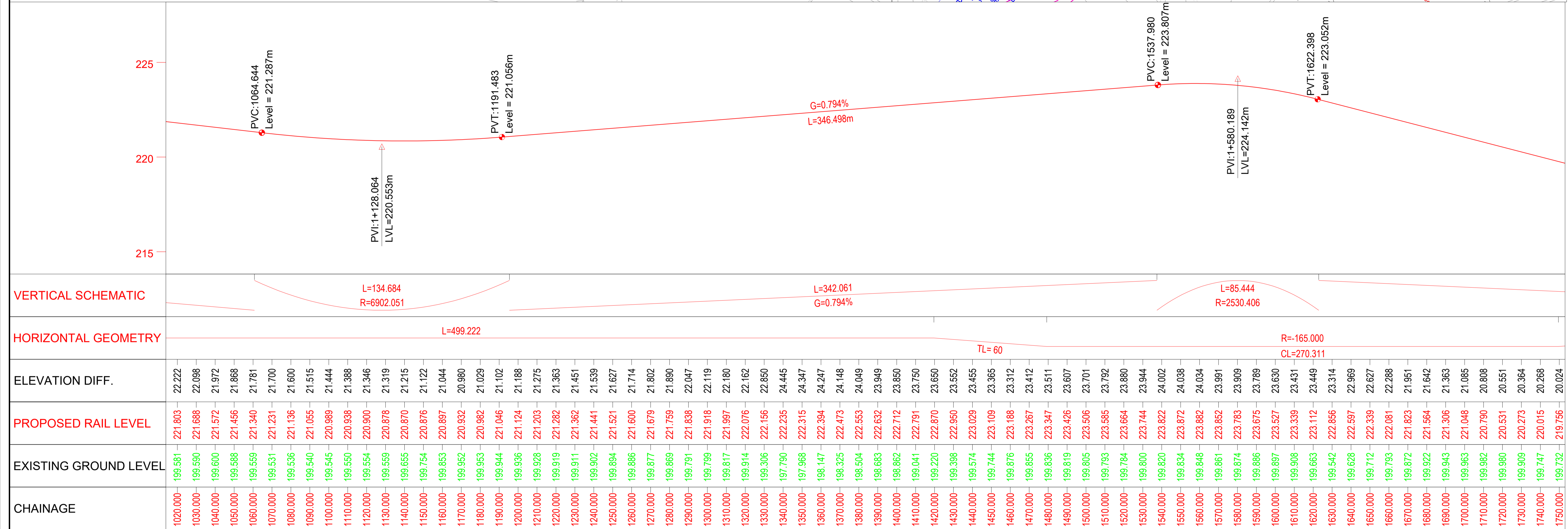
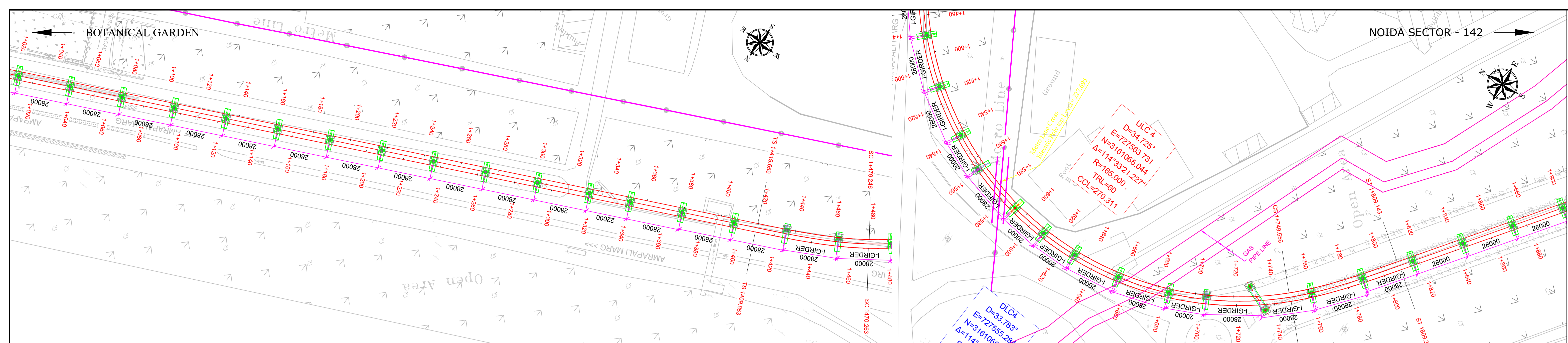
Architecture Design In-charge/ Coordinator: \_\_\_\_\_  
 Structure Design In-charge/ Coordinator: \_\_\_\_\_  
 E&M Design In-charge/ Coordinator: \_\_\_\_\_

Authorised Signatory for DDC, NGNECC Project Manager

DETAIL DESIGN CONSULTANT:

**ayesa**  
 Ayesa India Private Limited  
 D 99, 3rd Floor, Sector 2, Noida -201301, Gautam  
 Budh Nagar, Uttar Pradesh  
 Tel.: +(91) 120 490 8800, Email: dcdd05@ayesa.com

THIS DRAWING IS THE PROPERTY OF NOIDA METRO RAIL CORPORATION LTD.



### TENDER DRAWING

This drawing must not be loaned, copied or otherwise reproduced in whole or in part or used for any purpose without the prior written permission of NMRC.

**NOIDA METRO RAIL CORPORATION LTD.**  
 Block-III, 3rd Floor, Ganga Shopping Complex, Sector-29, Noida -201301,  
 District Gautam Budh Nagar, Uttar Pradesh, India

PROJECT: NGNECC-01: Part Design & Construction of Elevated Viaduct and 10 nos. of Elevated Stations for Extension Projects of NMRC's Aqua Line from Botanical Garden to Noida Sec-142 (from Chainage (-) 383.959 to 12130.143) and from Depot Station to Boraki MMTH (Chainage 28678.253 to 31263.482).

VIADUCT  
 DRAWING TITLE: GENERAL ARRANGEMENT DRAWING PLAN AND PROFILE FROM CH UP LINE: 1020m TO CH: 1740m

NORTH Z	DRAWN BY: P. BISHT	CHECKED BY: D.S	VERIFIED BY: P. Kundu	APPROVED BY: P. Banerjee
	DATE: 20.04.2026	REV: R0	SCALE: NTS	STATUS: TENDER
ORDER N° P36-0022	DRAWING NUMBER: NGNE-ALG-TED-STR-10002	SHEET NO. 03 OF 18	SHEET SIZE A1	INGENIUM

- GENERAL NOTES:**
- ALL DIMENSIONS ARE IN MILLIMETER UNLESS MENTIONED.
  - ALL DIMENSIONS ARE TO BE READ AND NOT MEASURED.
  - ANY DISCREPANCY MUST BE BROUGHT TO THE NOTICE OF THE DMRC BEFORE EXECUTION OF WORK AT SITE.
  - THIS DRAWING MUST BE READ IN CONJUNCTION WITH ALL RELEVANT ARCHITECTURAL, STRUCTURAL, PLUMBING & FIRE FIGHTING, ELECTRICAL AND TRAFFIC MANAGEMENT DRAWINGS.
  - ALL DOOR/WINDOW CILL & LINTEL LEVELS ARE MEASURED FROM MAIN FLOOR FINISHED LEVELS.

**REFERENCE DRAWINGS**

REVISION	DESCRIPTION	DRAWING NO.

**REVISIONS**

REV.	DESCRIPTION	DATE	DRAWN BY	CHECKED BY
R0	INITIAL DRAWING	20.04.2026	PB	D.S

**APPROVAL OF NMRC OFFICIALS**

--	--	--	--	--

Certified that this document has been designed and checked in accordance with DDC Quality Assurance Plan.

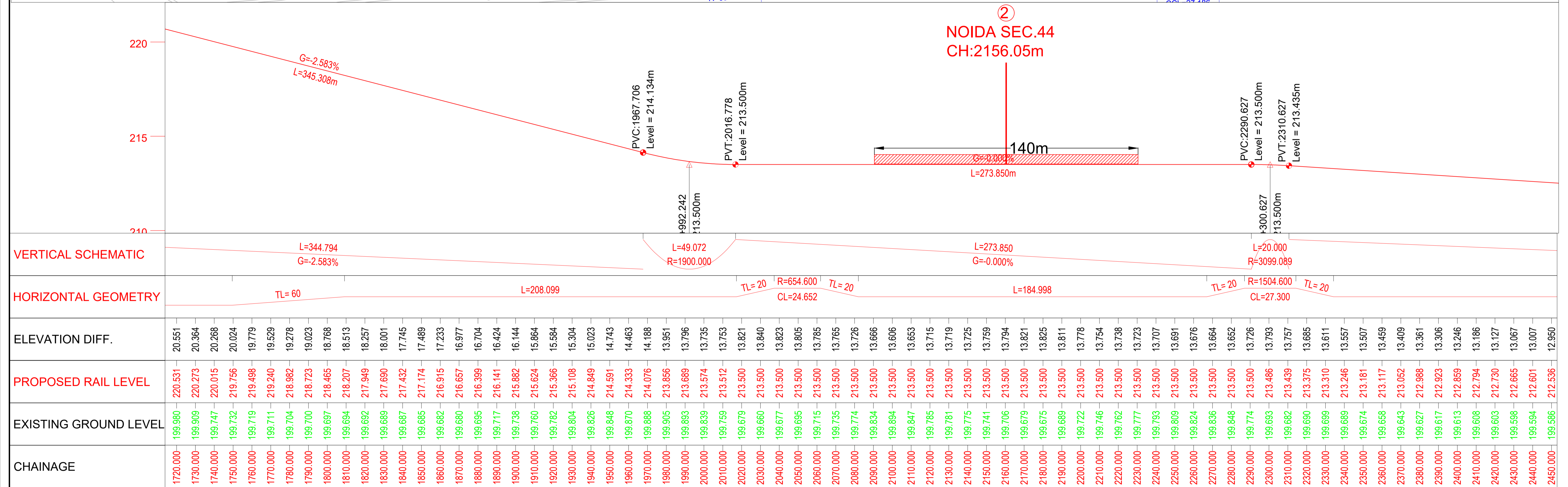
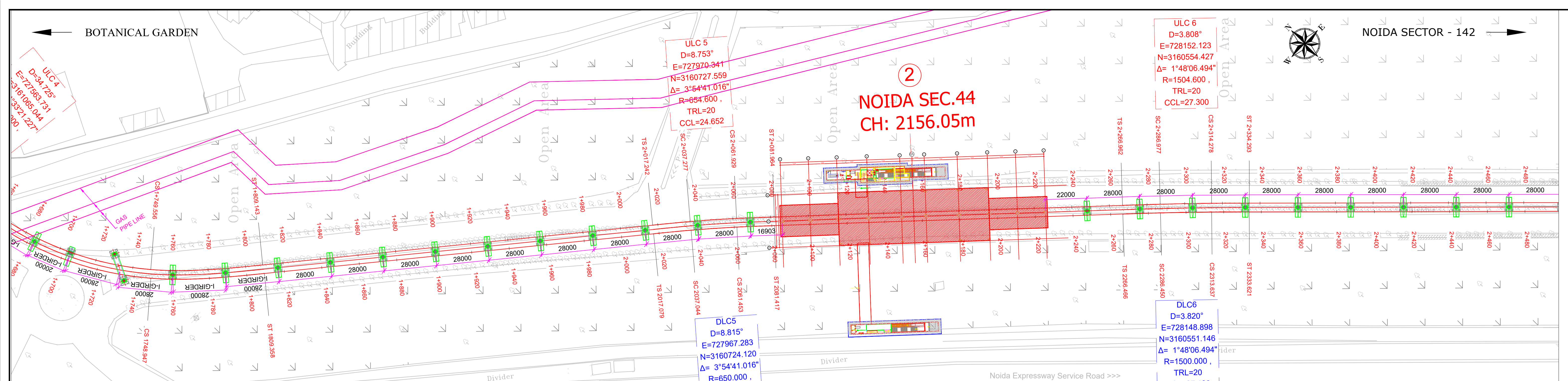
Architecture Design In-charge/ Coordinator: [Signature]  
 Structure Design In-charge/ Coordinator: [Signature]  
 E&M Design In-charge/ Coordinator: [Signature]

DETAIL DESIGN CONSULTANT:

**ayesa**  
 Ayesa India Private Limited  
 D 99, 3rd Floor, Sector 2, Noida -201301, Gautam Budh Nagar, Uttar Pradesh  
 Tel.: +(91) 120 490 8800, Email: dcdd05@ayesa.com

THIS DRAWING IS THE PROPERTY OF NOIDA METRO RAIL CORPORATION LTD.

This drawing must not be loaned, copied or otherwise reproduced in whole or in part or used for any purpose without the prior written permission of NMRC.



ELEVATION DIFF.	PROPOSED RAIL LEVEL	EXISTING GROUND LEVEL	CHAINAGE
20.551	220.531	199.980	1720.000
20.364	220.273	199.909	1730.000
20.268	220.015	199.747	1740.000
20.024	219.756	199.732	1750.000
19.779	219.498	199.719	1760.000
19.529	219.240	199.711	1770.000
19.278	218.982	199.704	1780.000
19.023	218.723	199.700	1790.000
18.768	218.465	199.697	1800.000
18.513	218.207	199.694	1810.000
18.257	217.949	199.692	1820.000
18.001	217.690	199.689	1830.000
17.745	217.432	199.687	1840.000
17.489	217.174	199.685	1850.000
17.233	216.915	199.682	1860.000
16.977	216.657	199.680	1870.000
16.704	216.399	199.695	1880.000
16.424	216.141	199.717	1890.000
16.144	215.882	199.738	1900.000
15.864	215.624	199.760	1910.000
15.584	215.366	199.782	1920.000
15.304	215.108	199.804	1930.000
15.023	214.849	199.826	1940.000
14.743	214.591	199.848	1950.000
14.463	214.333	199.870	1960.000
14.188	214.076	199.888	1970.000
13.951	213.856	199.905	1980.000
13.796	213.689	199.893	1990.000
13.735	213.574	199.839	2000.000
13.753	213.512	199.759	2010.000
13.821	213.500	199.679	2020.000
13.840	213.500	199.660	2030.000
13.823	213.500	199.677	2040.000
13.805	213.500	199.695	2050.000
13.785	213.500	199.715	2060.000
13.765	213.500	199.735	2070.000
13.726	213.500	199.774	2080.000
13.666	213.500	199.834	2090.000
13.606	213.500	199.894	2100.000
13.653	213.500	199.847	2110.000
13.715	213.500	199.785	2120.000
13.719	213.500	199.781	2130.000
13.725	213.500	199.775	2140.000
13.759	213.500	199.741	2150.000
13.794	213.500	199.706	2160.000
13.821	213.500	199.679	2170.000
13.825	213.500	199.675	2180.000
13.811	213.500	199.689	2190.000
13.778	213.500	199.722	2200.000
13.754	213.500	199.746	2210.000
13.738	213.500	199.762	2220.000
13.723	213.500	199.777	2230.000
13.707	213.500	199.793	2240.000
13.691	213.500	199.809	2250.000
13.676	213.500	199.824	2260.000
13.664	213.500	199.836	2270.000
13.652	213.500	199.848	2280.000
13.726	213.500	199.774	2290.000
13.793	213.486	199.693	2300.000
13.757	213.439	199.682	2310.000
13.685	213.375	199.690	2320.000
13.611	213.310	199.699	2330.000
13.557	213.246	199.689	2340.000
13.507	213.181	199.674	2350.000
13.459	213.117	199.658	2360.000
13.409	213.052	199.643	2370.000
13.361	212.988	199.627	2380.000
13.306	212.923	199.617	2390.000
13.246	212.859	199.613	2400.000
13.186	212.794	199.608	2410.000
13.127	212.730	199.603	2420.000
13.067	212.665	199.598	2430.000
13.007	212.601	199.594	2440.000
12.950	212.536	199.586	2450.000

**TENDER DRAWING**

This drawing must not be loaned, copied or otherwise reproduced in whole or in part or used for any purpose without the prior written permission of NMRC.

**NOIDA METRO RAIL CORPORATION LTD.**  
 Block-III, 3rd Floor, Ganga Shopping Complex, Sector-29, Noida -201301,  
 District Gautam Budh Nagar, Uttar Pradesh, India

PROJECT: NGNECC-01: Part Design & Construction of Elevated Viaduct and 10 nos. of Elevated Stations for Extension Projects of NMRC's Aqua Line from Botanical Garden to Noida Sec-142 (from Chainage (-) 383.959 to 12130.143) and from Depot Station to Boraki MMTH (Chainage 28678.253 to 31263.482).

VIADUCT  
 DRAWING TITLE: GENERAL ARRANGEMENT DRAWING PLAN AND PROFILE FROM CH UP LINE: 1720m TO CH: 2440m

NORTH	DRAWN BY: P. BISHT	CHECKED BY: D.S	VERIFIED BY: P. Kundu	APPROVED BY: P. Banerjee
DATE: 20.04.2026	REV: R0	SCALE: NTS	STATUS: TENDER	NGNECC
ORDER N° P36-0022	DRAWING NUMBER: NGNE-ALG-TED-STR-10002	SHEET NO. 04 OF 18	SHEET SIZE A1	

Certified that this document has been designed and checked in accordance with DDC Quality Assurance Plan.

Architecture Design In-charge/ Coordinator  
 Structure Design In-charge/ Coordinator  
 E&M Design In-charge/ Coordinator



GENERAL NOTES:

- ALL DIMENSIONS ARE IN MILLIMETER UNLESS MENTIONED.
- ALL DIMENSIONS ARE TO BE READ AND NOT MEASURED.
- ANY DISCREPANCY MUST BE BROUGHT TO THE NOTICE OF THE DMRC BEFORE EXECUTION OF WORK AT SITE.
- THIS DRAWING MUST BE READ IN CONJUNCTION WITH ALL RELEVANT ARCHITECTURAL, STRUCTURAL, PLUMBING & FIRE FIGHTING, ELECTRICAL AND TRAFFIC MANAGEMENT DRAWINGS.
- ALL DOOR/WINDOW CILL & LINTEL LEVELS ARE MEASURED FROM MAIN FLOOR FINISHED LEVELS.

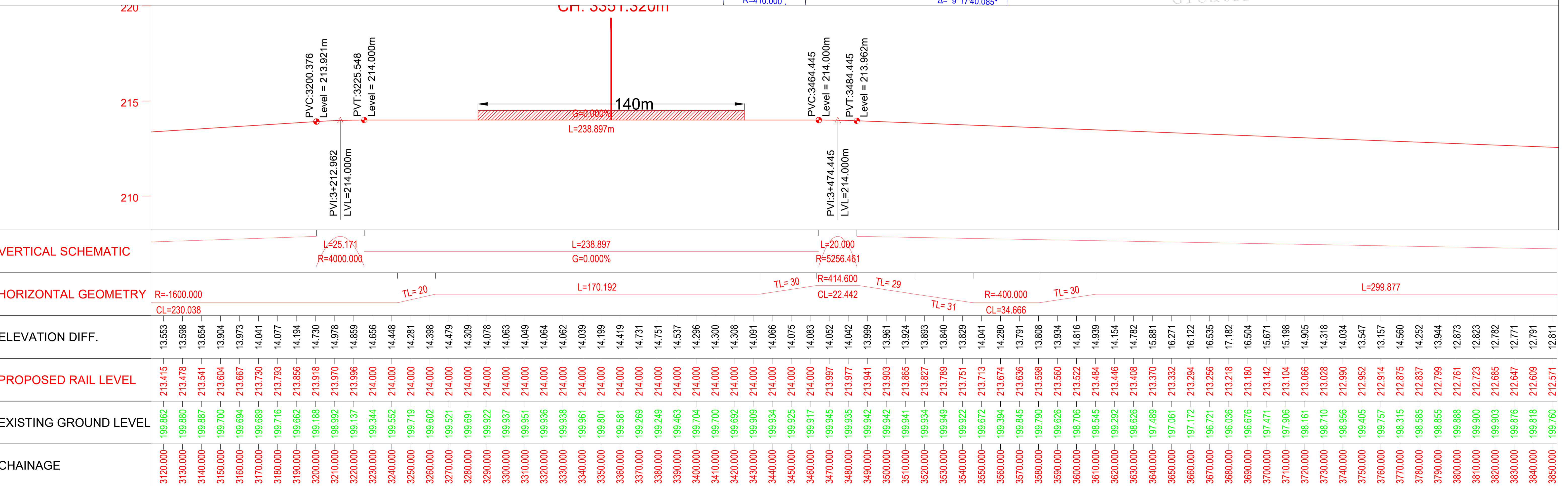
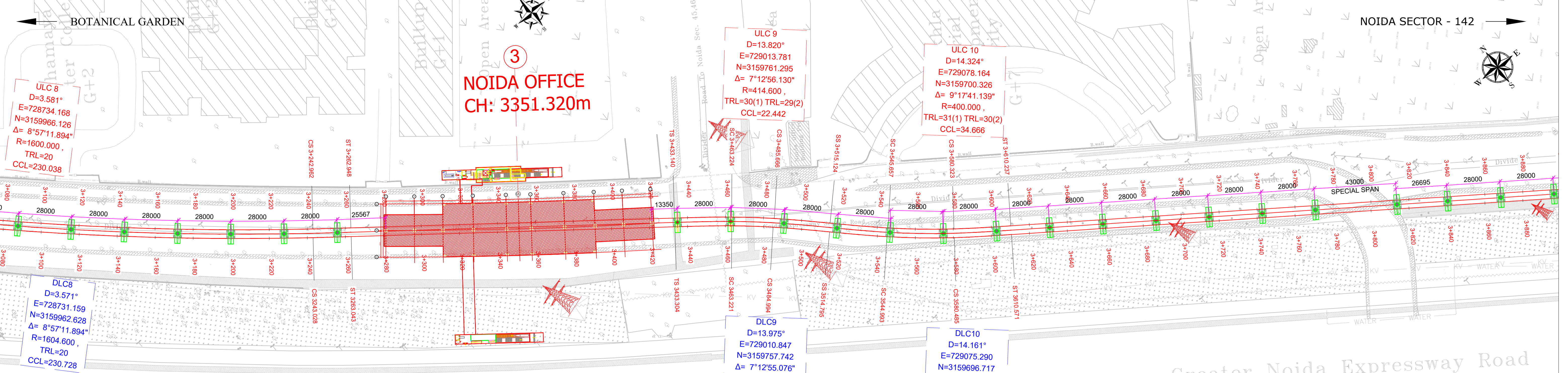
REVISION	DESCRIPTION	DRAWING NO.

REV.	DESCRIPTION	DATE	DRAWN BY	CHECKED BY
R0	INITIAL DRAWING	20.04.2026	PB	D.S

APPROVAL OF NMRC OFFICIALS

--	--	--	--	--





### TENDER DRAWING

This drawing must not be loaned, copied or otherwise reproduced in whole or in part or used for any purpose without the prior written permission of NMRC.

**NOIDA METRO RAIL CORPORATION LTD.**  
Block-III, 3rd Floor, Ganga Shopping Complex, Sector-29, Noida -201301,  
District Gautam Budh Nagar, Uttar Pradesh, India

PROJECT: NGNECC-01: Part Design & Construction of Elevated Viaduct and 10 nos. of Elevated Stations for Extension Projects of NMRC's Aqua Line from Botanical Garden to Noida Sec-142 (from Chainage (-) 383.959 to 12130.143) and from Depot Station to Boraki MMTH (Chainage 28678.253 to 31263.482).

VIADUCT  
DRAWING TITLE: GENERAL ARRANGEMENT DRAWING PLAN AND PROFILE FROM CH UP LINE: 3120m TO CH: 3840m

NORTH	DRAWN BY: P. BISHT	CHECKED BY: D.S	VERIFIED BY: P. Kundu	APPROVED BY: P. Banerjee	NGNEDDC
N	DATE: 20.04.2026	REV: R0	SCALE: NTS	STATUS: TENDER	NGNEDDC
ORDER N° P36-0022	DRAWING NUMBER: NGNE-ALG-TED-STR-10002	SHEET NO. 06 OF 18	SHEET SIZE A1		

**GENERAL NOTES:**

- ALL DIMENSIONS ARE IN MILLIMETER UNLESS MENTIONED.
- ALL DIMENSIONS ARE TO BE READ AND NOT MEASURED.
- ANY DISCREPANCY MUST BE BROUGHT TO THE NOTICE OF THE DMRC BEFORE EXECUTION OF WORK AT SITE.
- THIS DRAWING MUST BE READ IN CONJUNCTION WITH ALL RELEVANT ARCHITECTURAL, STRUCTURAL, PLUMBING & FIRE FIGHTING, ELECTRICAL AND TRAFFIC MANAGEMENT DRAWINGS.
- ALL DOOR/WINDOW CILL & LINTEL LEVELS ARE MEASURED FROM MAIN FLOOR FINISHED LEVELS.

REFERENCE DRAWINGS		
REVISION	DESCRIPTION	DRAWING NO.

REVISIONS				
REV.	DESCRIPTION	DATE	DRAWN BY	CHECKED BY
R0	INITIAL DRAWING	20.04.2026	PB	D.S

APPROVAL OF NMRC OFFICIALS				

Certified that this document has been designed and checked in accordance with DDC Quality Assurance Plan.

Architecture Design In-charge/ Coordinator: \_\_\_\_\_  
Structure Design In-charge/ Coordinator: \_\_\_\_\_  
E&M Design In-charge/ Coordinator: \_\_\_\_\_

DETAIL DESIGN CONSULTANT:

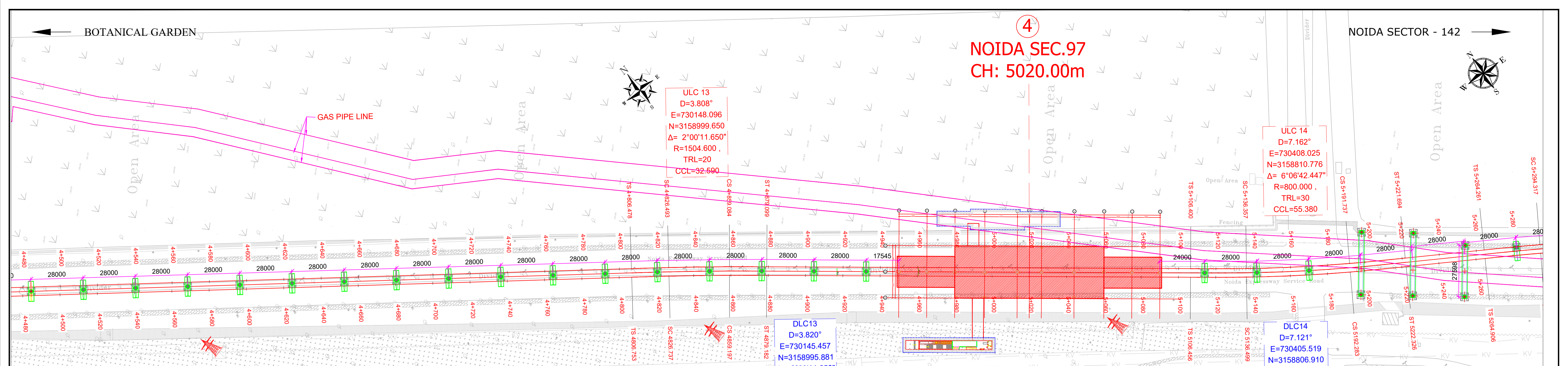
**ayesa**

Ayesa India Private Limited  
D 99, 3rd Floor, Sector 2, Noida -201301, Gautam  
Budh Nagar, Uttar Pradesh  
Tel.: +(91) 120 490 8800, Email: dcdd05@ayesa.com

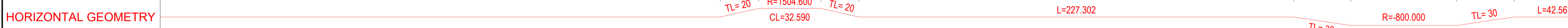
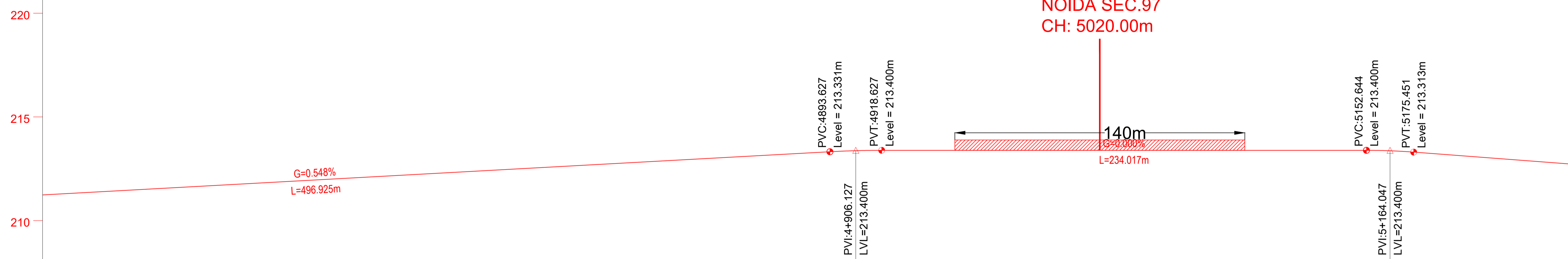
THIS DRAWING IS THE PROPERTY OF NOIDA METRO RAIL CORPORATION LTD.



NOIDA SEC.97  
CH: 5020.00m



NOIDA SEC.97  
CH: 5020.00m



ELEVATION DIFF.	PROPOSED RAIL LEVEL	EXISTING GROUND LEVEL	CHAINAGE
11.529	211.283	199.754	4520.000
11.620	211.338	199.718	4530.000
11.670	211.393	199.723	4540.000
11.825	211.448	199.623	4550.000
11.837	211.502	199.665	4560.000
11.906	211.557	199.651	4570.000
12.156	211.612	199.456	4580.000
12.061	211.667	199.606	4590.000
12.256	211.722	199.466	4600.000
12.152	211.776	199.624	4610.000
12.238	211.831	199.593	4620.000
12.311	211.886	199.575	4630.000
12.243	211.941	199.698	4640.000
12.299	211.996	199.697	4650.000
12.473	212.051	199.578	4660.000
12.677	212.105	199.428	4670.000
12.600	212.160	199.560	4680.000
12.741	212.215	199.474	4690.000
12.889	212.270	199.381	4700.000
12.657	212.325	199.668	4710.000
12.605	212.380	199.775	4720.000
12.903	212.434	199.531	4730.000
12.839	212.489	199.650	4740.000
13.004	212.544	199.540	4750.000
13.108	212.599	199.491	4760.000
13.222	212.654	199.432	4770.000
13.207	212.709	199.502	4780.000
13.096	212.763	199.667	4790.000
13.000	212.818	199.818	4800.000
13.363	212.873	199.510	4810.000
13.527	212.928	199.401	4820.000
13.574	212.983	199.409	4830.000
13.582	213.037	199.455	4840.000
13.546	213.092	199.546	4850.000
13.698	213.147	199.449	4860.000
13.814	213.202	199.388	4870.000
13.915	213.257	199.342	4880.000
13.895	213.312	199.417	4890.000
13.644	213.367	199.718	4900.000
14.026	213.392	199.366	4910.000
13.947	213.400	199.453	4920.000
14.102	213.400	199.298	4930.000
13.951	213.400	199.449	4940.000
13.765	213.400	199.635	4950.000
13.708	213.400	199.692	4960.000
13.809	213.400	199.591	4970.000
13.938	213.400	199.462	4980.000
13.714	213.400	199.686	4990.000
13.886	213.400	199.514	5000.000
14.027	213.400	199.373	5010.000
13.695	213.400	199.705	5020.000
13.707	213.400	199.693	5030.000
13.935	213.400	199.465	5040.000
13.863	213.400	199.537	5050.000
13.973	213.400	199.427	5060.000
13.863	213.400	199.537	5070.000
13.895	213.400	199.505	5080.000
13.924	213.400	199.476	5090.000
13.896	213.400	199.504	5100.000
13.815	213.400	199.585	5110.000
13.825	213.400	199.575	5120.000
13.729	213.400	199.671	5130.000
13.757	213.400	199.643	5140.000
13.790	213.400	199.610	5150.000
13.697	213.391	199.694	5160.000
13.652	213.350	199.698	5170.000
13.622	213.279	199.657	5180.000
13.591	213.203	199.612	5190.000
13.586	213.127	199.541	5200.000
13.452	213.051	199.599	5210.000
13.381	212.975	199.594	5220.000
13.176	212.899	199.723	5230.000
13.093	212.823	199.730	5240.000
13.102	212.747	199.645	5250.000

TENDER DRAWING

This drawing must not be loaned, copied or otherwise reproduced in whole or in part or used for any purpose without the prior written permission of NMRC.

**NOIDA METRO RAIL CORPORATION LTD.**  
Block-III, 3rd Floor, Ganga Shopping Complex, Sector-29, Noida -201301,  
District Gautam Budh Nagar, Uttar Pradesh, India

PROJECT: NGNECC-01: Part Design & Construction of Elevated Viaduct and 10 nos. of Elevated Stations for Extension Projects of NMRC's Aqua Line from Botanical Garden to Noida Sec-142 (from Chainage (-) 383.959 to 12130.143) and from Depot Station to Boraki MMTH (Chainage 28678.253 to 31263.482).

VIADUCT  
DRAWING TITLE: GENERAL ARRANGEMENT DRAWING PLAN AND PROFILE FROM CH UP LINE: 4520m TO CH: 5240m

NORTH	DRAWN BY: P. BISHT	CHECKED BY: D.S	VERIFIED BY: P. Kundu	APPROVED BY: P. Banerjee
DATE: 20.04.2026	REV: R0	SCALE: NTS	STATUS: TENDER	NGMEDC
ORDER N° P36-0022	DRAWING NUMBER: NGNE-ALG-TED-STR-10002	SHEET NO. 08 OF 18	SHEET SIZE A1	

GENERAL NOTES:

- ALL DIMENSIONS ARE IN MILLIMETER UNLESS MENTIONED.
- ALL DIMENSIONS ARE TO BE READ AND NOT MEASURED.
- ANY DISCREPANCY MUST BE BROUGHT TO THE NOTICE OF THE DMRC BEFORE EXECUTION OF WORK AT SITE.
- THIS DRAWING MUST BE READ IN CONJUNCTION WITH ALL RELEVANT ARCHITECTURAL, STRUCTURAL, PLUMBING & FIRE FIGHTING, ELECTRICAL AND TRAFFIC MANAGEMENT DRAWINGS.
- ALL DOOR/WINDOW CILL & LINTEL LEVELS ARE MEASURED FROM MAIN FLOOR FINISHED LEVELS.

REVISION	DESCRIPTION	DRAWING NO.

REVISIONS				
REV.	DESCRIPTION	DATE	DRAWN BY	CHECKED BY
R0	INITIAL DRAWING	20.04.2026	PB	D.S

APPROVAL OF NMRC OFFICIALS				

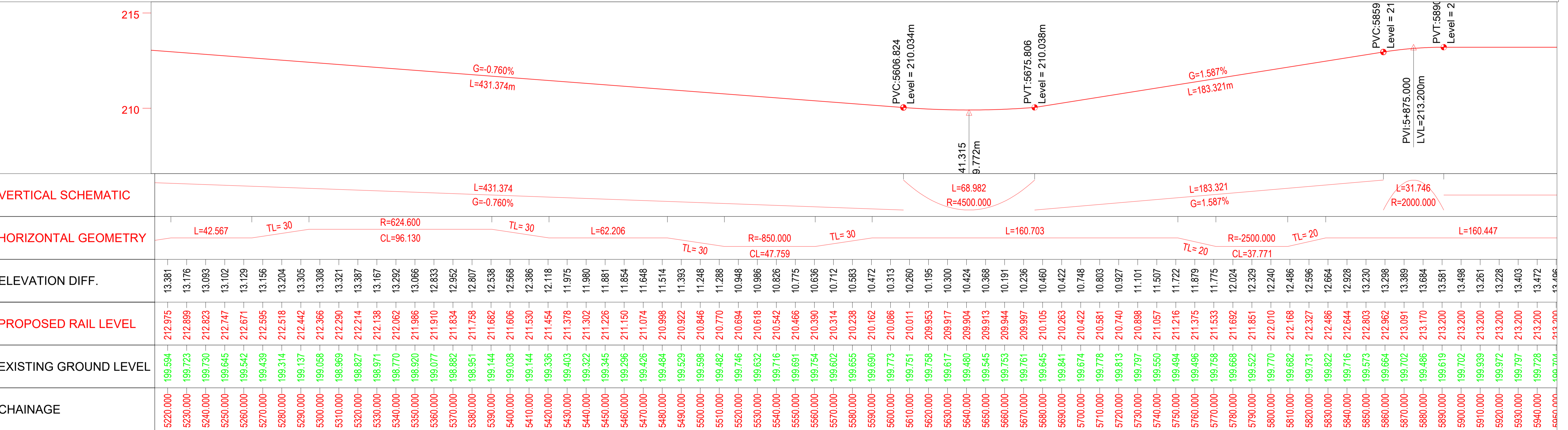
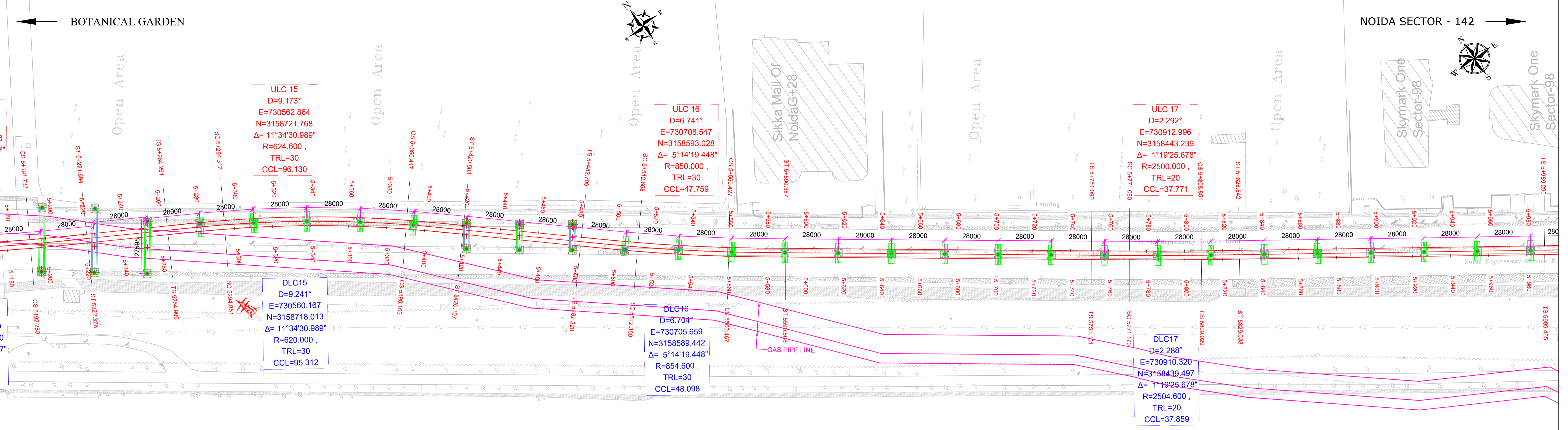
Certified that this document has been designed and checked in accordance with DDC Quality Assurance Plan.

Architecture Design In-charge/ Coordinator: \_\_\_\_\_  
Structure Design In-charge/ Coordinator: \_\_\_\_\_  
E&M Design In-charge/ Coordinator: \_\_\_\_\_

DETAIL DESIGN CONSULTANT : **ayesa**

Ayesa India Private Limited  
D 99, 3rd Floor, Sector 2, Noida -201301, Gautam  
Budh Nagar, Uttar Pradesh  
Tel.: +(91) 120 490 8800, Email: dcdd05@ayesa.com

This drawing must not be loaned, copied or otherwise reproduced in whole or in part or used for any purpose without the prior written permission of NMRC.



REV.	DESCRIPTION	DATE	DRAWN BY	CHECKED BY
R0	INITIAL DRAWING	20.04.2026	PB	D.S

REV.	DESCRIPTION	DRAWING NO.

REV.	DESCRIPTION	DRAWING NO.

REV.	DESCRIPTION	DRAWING NO.

**TENDER DRAWING**

This drawing must not be loaned, copied or otherwise reproduced in whole or in part or used for any purpose without the prior written permission of NMRC.

**NOIDA METRO RAIL CORPORATION LTD.**  
 Block-III, 3rd Floor, Sector 2, Noida -201301, Gautam  
 District Gautam Budh Nagar, Uttar Pradesh, India

PROJECT: NGNECC-01: Part Design & Construction of Elevated Viaduct and 10 nos. of Elevated Stations for Extension Projects of NMRC's Aqua Line from Botanical Garden to Noida Sec-142 (from Chainage (-) 383.959 to 12130.143) and from Depot Station to Boraki MMTH (Chainage 28678.253 to 31263.482).

VIADUCT

DRAWING TITLE: GENERAL ARRANGEMENT DRAWING PLAN AND PROFILE FROM CH UP LINE: 5220m TO CH: 5940m

ARCHITECTURE: Design In-charge/ Coordinator  
 STRUCTURE: Design In-charge/ Coordinator  
 E&M: Design In-charge/ Coordinator

DETAIL DESIGN CONSULTANT:

**ayesa**  
 Ayesa India Private Limited  
 D 99, 3rd Floor, Sector 2, Noida -201301, Gautam  
 Budh Nagar, Uttar Pradesh  
 Tel.: +(91) 120 490 8800, Email: dcdd05@ayesa.com

APPROVAL OF NMRC OFFICIALS

Certified that this document has been designed and checked in accordance with DDC Quality Assurance Plan.

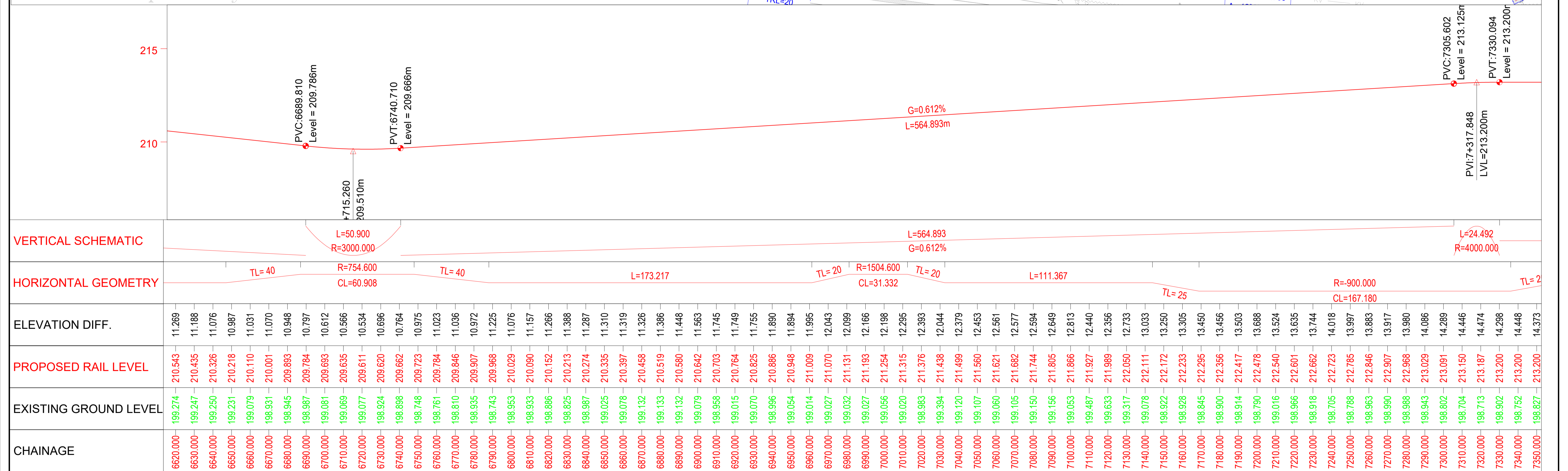
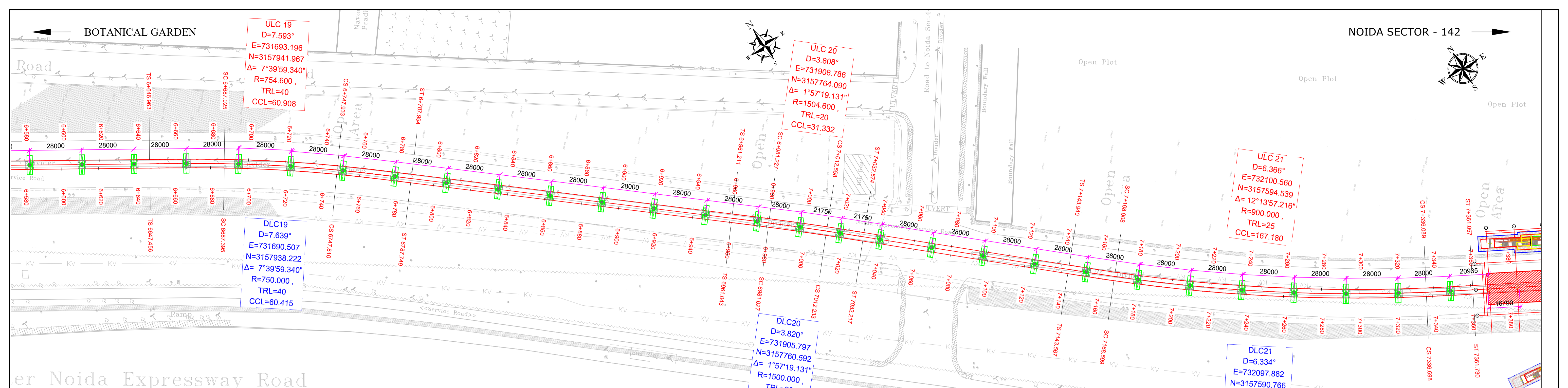
Authorised Signatory for DDC, NGNEDDC Project Manager

VERIFIED BY: P. Kundu  
 DATE: 20.04.2026  
 REV: R0

APPROVED BY: P. Banerjee  
 STATUS: TENDER  
 SHEET NO: 09 OF 18  
 SHEET SIZE: A1

ORDER N° P36-0022  
 DRAWING NUMBER: NGNE-ALG-TED-STR-10002  
 SHEET NO: 09 OF 18  
 SHEET SIZE: A1





TENDER DRAWING

This drawing must not be loaned, copied or otherwise reproduced in whole or in part or used for any purpose without the prior written permission of NMRC.

**NOIDA METRO RAIL CORPORATION LTD.**  
 Block-III, 3rd Floor, Ganga Shopping Complex, Sector-29, Noida -201301,  
 District Gautam Budh Nagar, Uttar Pradesh, India

PROJECT: NGNECC-01: Part Design & Construction of Elevated Viaduct and 10 nos. of Elevated Stations for Extension Projects of NMRC's Aqua Line from Botanical Garden to Noida Sec-142 (from Chainage (-) 383.959 to 12130.143) and from Depot Station to Boraki MMTH (Chainage 28678.253 to 31263.482).

VIADUCT  
 DRAWING TITLE: GENERAL ARRANGEMENT DRAWING PLAN AND PROFILE FROM CH UP LINE: 6620m TO CH: 7340m

NORTH	DRAWN BY: P. BISHT	CHECKED BY: D.S	VERIFIED BY: P. Kundu	APPROVED BY: P. Banerjee
DATE: 20.04.2026	REV: R0	SCALE: NTS	TENDER	STATUS: A1
ORDER N° P36-0022	DRAWING NUMBER: NGNE-ALG-TED-STR-10002	SHEET NO. 11 OF 18	SHEET SIZE	NGNEDDC

GENERAL NOTES:  
 1. ALL DIMENSIONS ARE IN MILLIMETER UNLESS MENTIONED.  
 2. ALL DIMENSIONS ARE TO BE READ AND NOT MEASURED.  
 3. ANY DISCREPANCY MUST BE BROUGHT TO THE NOTICE OF THE DMRC BEFORE EXECUTION OF WORK AT SITE.  
 4. THIS DRAWING MUST BE READ IN CONJUNCTION WITH ALL RELEVANT ARCHITECTURAL, STRUCTURAL, PLUMBING & FIRE FIGHTING, ELECTRICAL AND TRAFFIC MANAGEMENT DRAWINGS.  
 5. ALL DOOR/WINDOW CILL & LINTEL LEVELS ARE MEASURED FROM MAIN FLOOR FINISHED LEVELS.

REVISION	DESCRIPTION	DRAWING NO.

REV.	DESCRIPTION	DATE	DRAWN BY	CHECKED BY
R0	INITIAL DRAWING	20.04.2026	PB	D.S

APPROVAL OF NMRC OFFICIALS

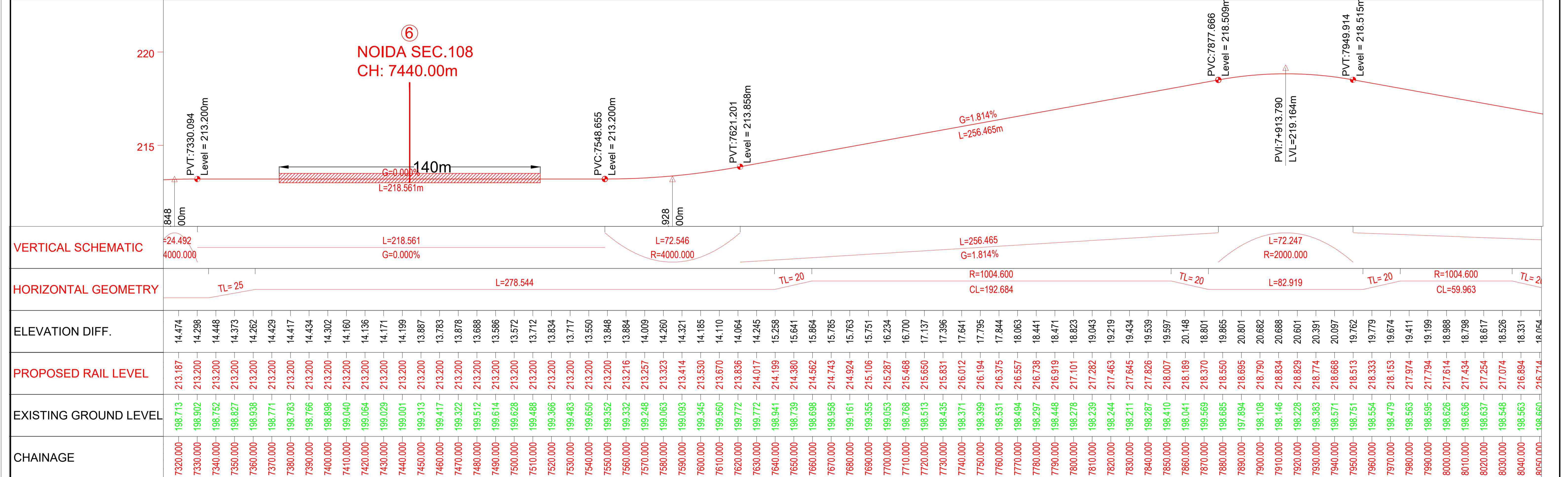
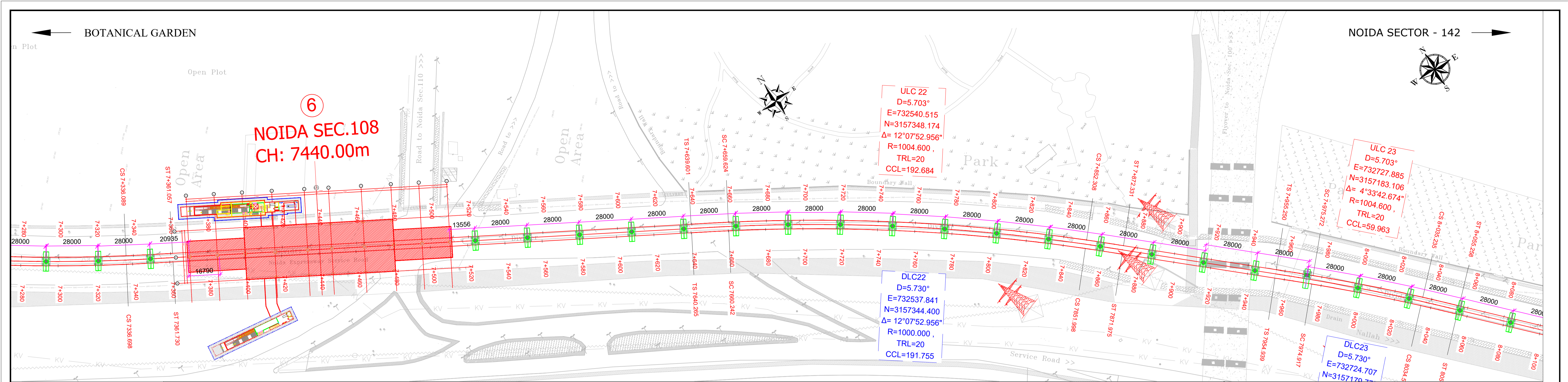

Certified that this document has been designed and checked in accordance with DDC Quality Assurance Plan.

Architecture Design In-charge/ Coordinator  
 Structure Design In-charge/ Coordinator  
 E&M Design In-charge/ Coordinator

DETAIL DESIGN CONSULTANT :

**ayesa**  
 Ayesa India Private Limited  
 D 99, 3rd Floor, Sector 2, Noida -201301, Gautam  
 Budh Nagar, Uttar Pradesh  
 Tel.: +(91) 120 490 8800, Email: dcdd05@ayesa.com

THIS DRAWING IS THE PROPERTY OF NOIDA METRO RAIL CORPORATION LTD.



TENDER DRAWING

This drawing must not be loaned, copied or otherwise reproduced in whole or in part or used for any purpose without the prior written permission of NMRC.

**NOIDA METRO RAIL CORPORATION LTD.**  
Block-III, 3rd Floor, Ganga Shopping Complex, Sector-29, Noida -201301, District Gautam Budh Nagar, Uttar Pradesh, India

PROJECT: NGNECC-01: Part Design & Construction of Elevated Viaduct and 10 nos. of Elevated Stations for Extension Projects of NMRC's Aqua Line from Botanical Garden to Noida Sec-142 (from Chainage (-) 383.959 to 12130.143) and from Depot Station to Boraki MMTB (Chainage 28678.253 to 31263.482).

VIADUCT  
DRAWING TITLE: GENERAL ARRANGEMENT DRAWING PLAN AND PROFILE FROM CH UP LINE: 7320m TO CH: 8040m

NORTH	DRAWN BY: P. BISHT	CHECKED BY: D.S	VERIFIED BY: P. Kundu	APPROVED BY: P. Banerjee
DATE: 20.04.2026	REV: R0	SCALE: NTS	STATUS: TENDER	INGNECC
ORDER N° P38-0022	DRAWING NUMBER: NGNE-ALG-TED-STR-10002	SHEET NO. 12 OF 18	SHEET SIZE: A1	

GENERAL NOTES:

- ALL DIMENSIONS ARE IN MILLIMETER UNLESS MENTIONED.
- ALL DIMENSIONS ARE TO BE READ AND NOT MEASURED.
- ANY DISCREPANCY MUST BE BROUGHT TO THE NOTICE OF THE DMRC BEFORE EXECUTION OF WORK AT SITE.
- THIS DRAWING MUST BE READ IN CONJUNCTION WITH ALL RELEVANT ARCHITECTURAL, STRUCTURAL, PLUMBING & FIRE FIGHTING, ELECTRICAL AND TRAFFIC MANAGEMENT DRAWINGS.
- ALL DOOR/WINDOW CILL & LINTEL LEVELS ARE MEASURED FROM MAIN FLOOR FINISHED LEVELS.

REFERENCE DRAWINGS

REVISION	DESCRIPTION	DRAWING NO.

REVISIONS

REV.	DESCRIPTION	DATE	DRAWN BY	CHECKED BY
R0	INITIAL DRAWING	20.04.2026	PB	D.S

APPROVAL OF NMRC OFFICIALS

--	--	--	--	--

Certified that this document has been designed and checked in accordance with DDC Quality Assurance Plan.

Architecture Design In-charge/ Coordinator: [Signature]

Structure Design In-charge/ Coordinator: [Signature]

E&M Design In-charge/ Coordinator: [Signature]

Authorised Signatory for DDC, NGNECC Project Manager

DETAIL DESIGN CONSULTANT:

**ayesa**

Ayesa India Private Limited  
D 99, 3rd Floor, Sector 2, Noida -201301, Gautam Budh Nagar, Uttar Pradesh  
Tel.: +(91) 120 490 8800, Email: dcd05@ayesa.com

THIS DRAWING IS THE PROPERTY OF NOIDA METRO RAIL CORPORATION LTD.