

**GENERAL NOTES:**

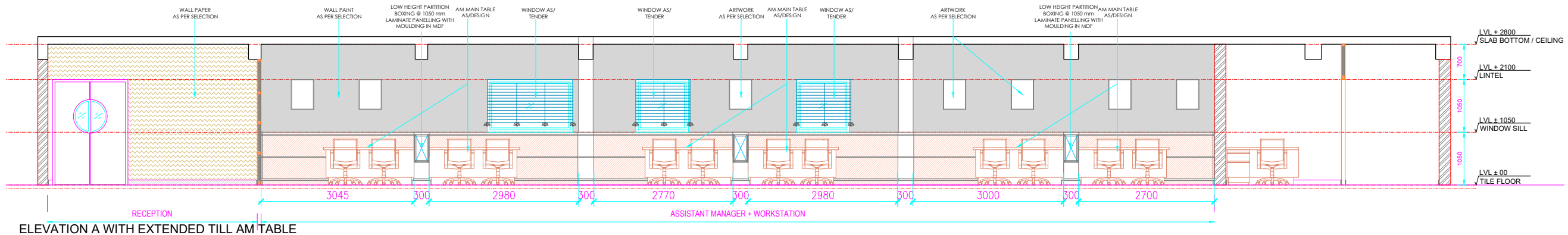
1. ALL DIMENSIONS AND LEVELS ARE IN MILLIMETERS, UNTIL OTHERWISE MENTIONED.
2. ALL DIMENSIONS ARE TO BE READ AND NOT MEASURED.
3. DIMENSIONS OF R.C.C. WALLS IN THE SCHEDULED ARE INDICATIVE AND MAY VARY AS PER FINAL STRUCTURAL DESIGN.
4. MINIMUM INTERNAL CLEARANCES ARE MANDATORY.
5. CLEAR HEIGHTS GIVEN IN SECTIONS ARE SUBJECT TO STRUCTURAL DESIGNS.
6. REFER SEPARATE DRAWINGS FOR PLUMBING ELECTRICAL HVAC FIRE FIGHTING & STRUCTURE.
7. FHC NICHE SHOULD BE AS PER FIRE DRAWINGS.

| LIGHTING LEGEND |                 | CEILING MATERIAL LEGEND |  |
|-----------------|-----------------|-------------------------|--|
| —               | SIM F.L. TRIBE  | ▨                       | LAMINATE   |
| ●               | SPOT LIGHT      | ▨                       | CALCIUM SILICATE   |
| ○               | CEILING SPEAKER | ▨                       | GYPSPUM CEILING  |
| ●               | SMOKE DETECTOR  | ▨                       | WOOD FRESH ALUMINIUM BATTLE & FIBRE CEMENT BOARD (BASTOCH) |
| □               | COVER LIGHT     | ▨                       | FIBRE ACOUSTIC TISS PLASTER-PANIT                          |

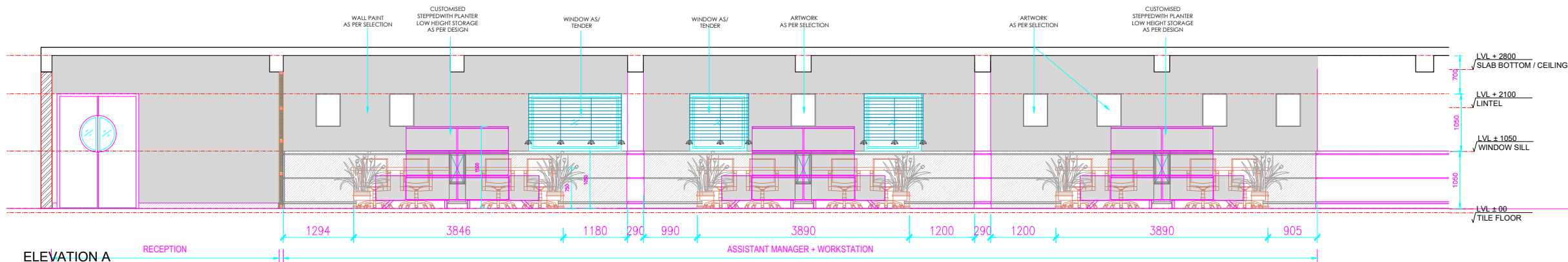
— FULL HEIGHT PARTITION  
— LOW HEIGHT PARTITION

**LAYOUT PLAN**

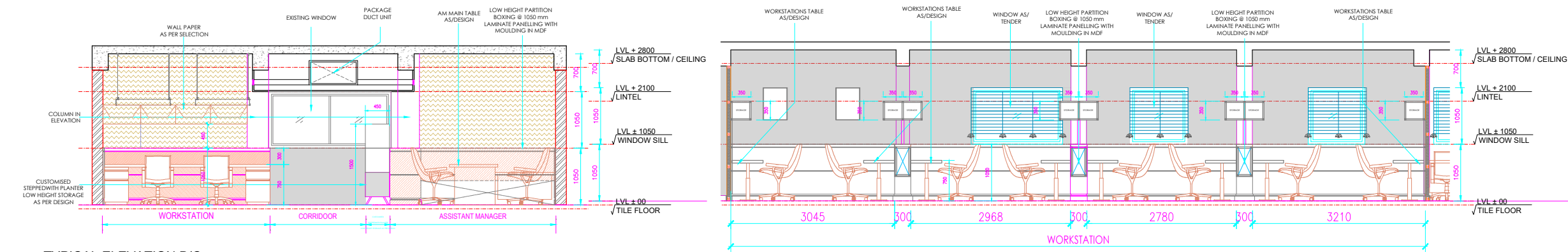
**REFLECTED CEILING PLAN**



**ELEVATION A WITH EXTENDED TILL AM TABLE**



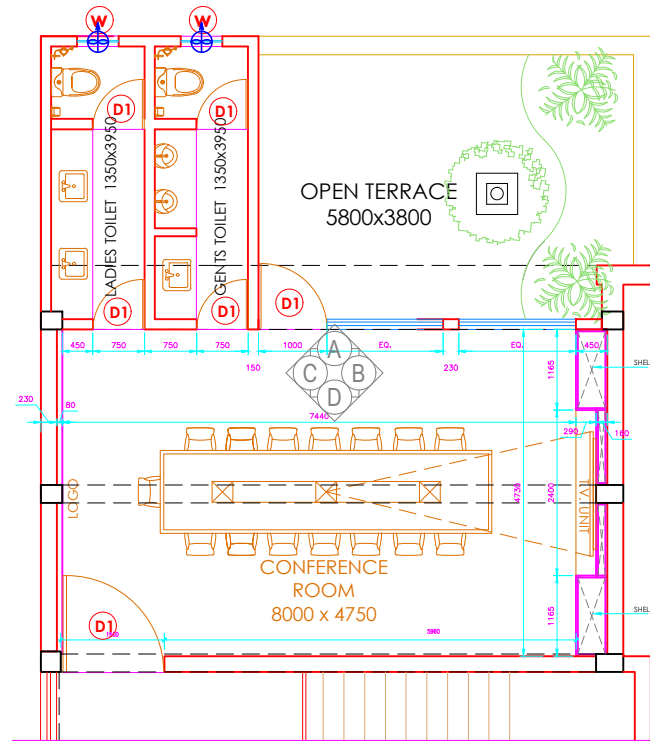
**ELEVATION A**



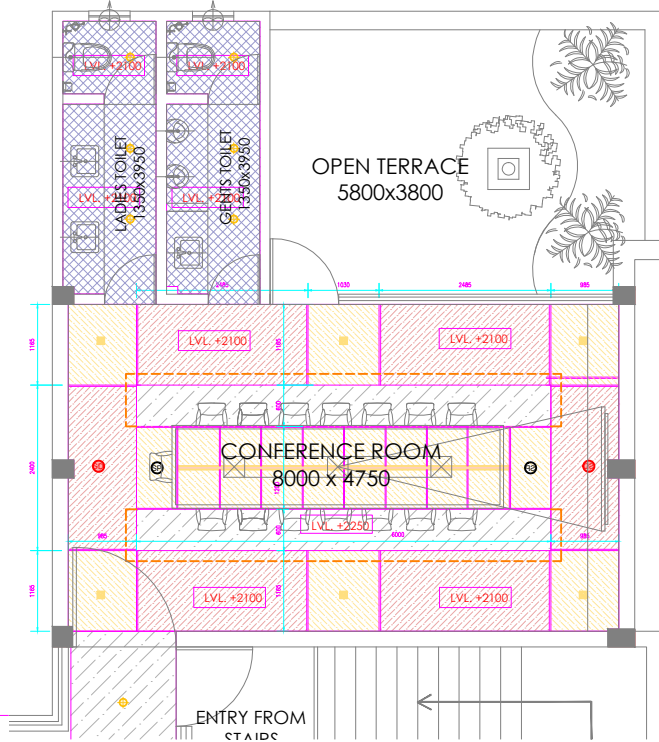
**TYPICAL ELEVATION B/C**

**ELEVATION D**

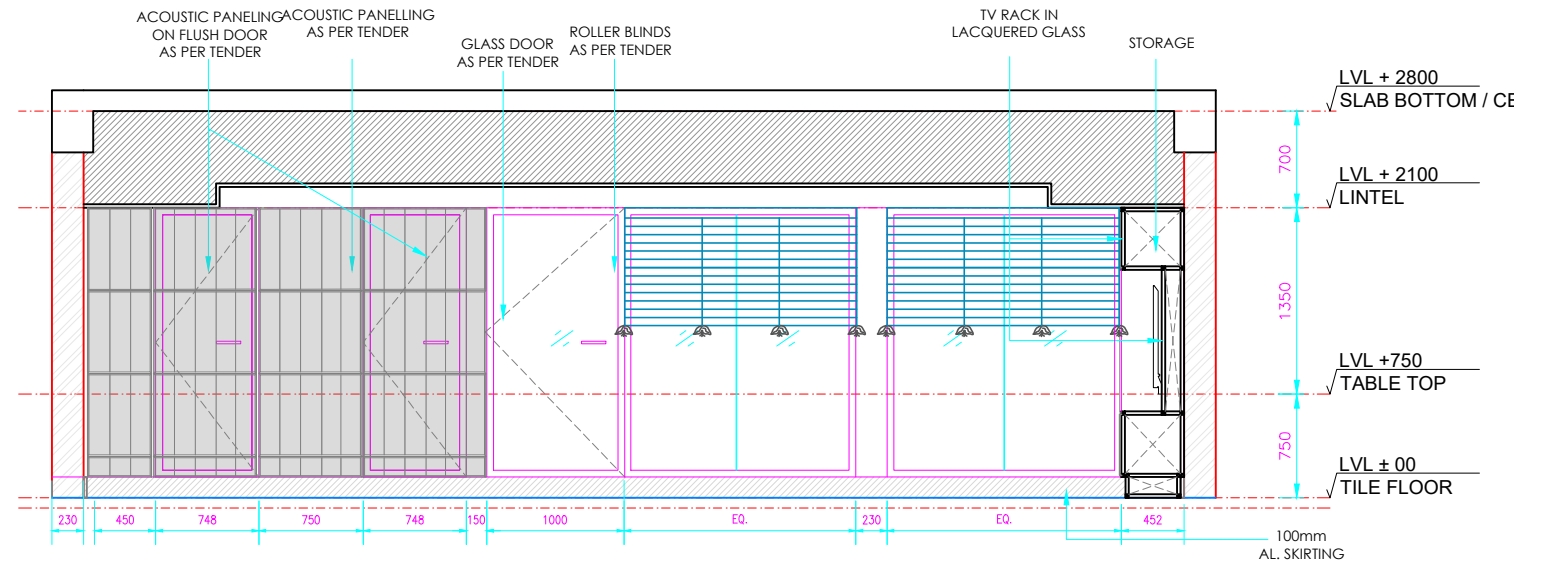
|   |  |   |  |  |   |   |   |   |                 |
|---|--|---|--|--|---|---|---|---|-----------------|
| <b>CLIENT:</b><br><br>Noida Metro Rail Corporation Ltd. | <b>PROJECT:</b><br>INTERIOR OF PROJECT OFFICE AT 2ND FLOOR OF GANGA SHOPPING COMPLEX-CIVIL, ELECTRICAL & OTHER MISC. WORKS | <b>ARCHITECT:</b><br>ATKV CONSULTANTS PVT. LTD.<br>E-107 (LOWER GROUND FLOOR) G.K.-II<br>NEW DELHI-110048<br>PH.NO. 40536580, 29214906 TEL. FAX: 29214906 | <b>QUALITY ASSURANCE</b><br>The responsibility of control, check and verification accuracy, correctness, completeness, integration and full compliance of contract provisions in respect of design analysis and drawings rests with design consultants | <b>NO OBJECTION BY NMRC LTD.</b><br>MGR (Arch) DGM (E&M) DGM (S&T)<br>DGM (Design) DGM (R&E) DGM (TEL/A/C)<br>GM (S&M) SGM (P&T) DGM (M&T)<br>DMR (TRACK) GM (R&M) GM (S&T)<br>JGM (CIVIL) GM (S&T)<br>GM (Traction) | <b>ARCHITECT SIGN &amp; STAMP:</b><br><br>VIJAY DIGAMBAR KULKARNI<br>DIRECTOR, ATKV CONSULTANTS PVT. LTD. | <b>DRAWING TITLE:</b><br>AM + STAFF AREA PLAN, RCP, ELEVATIONS<br><b>DRAWN BY:</b> CHIRANJEEV RAY<br><b>CHECKD BY:</b> V.K. | <b>DATE:</b><br>23-09-2024<br><b>DRAWING NO</b><br>NMRC_ARCH_ELE_AMSTAFF_08 | <b>SCALE:</b><br>1-50<br><b>REVISION</b><br><b>R2</b> | <b>A3 SHEET</b> |
|   |  |   |  | <b>CLIENT:</b><br><br>Noida Metro Rail Corporation Ltd.  |   |   |   |   |                 |



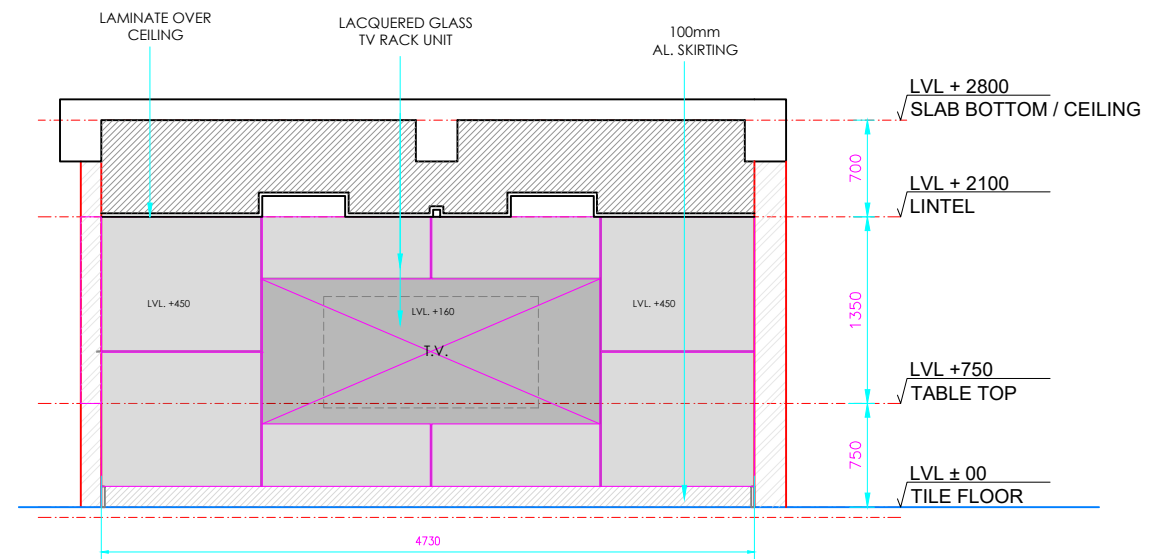
LAYOUT PLAN



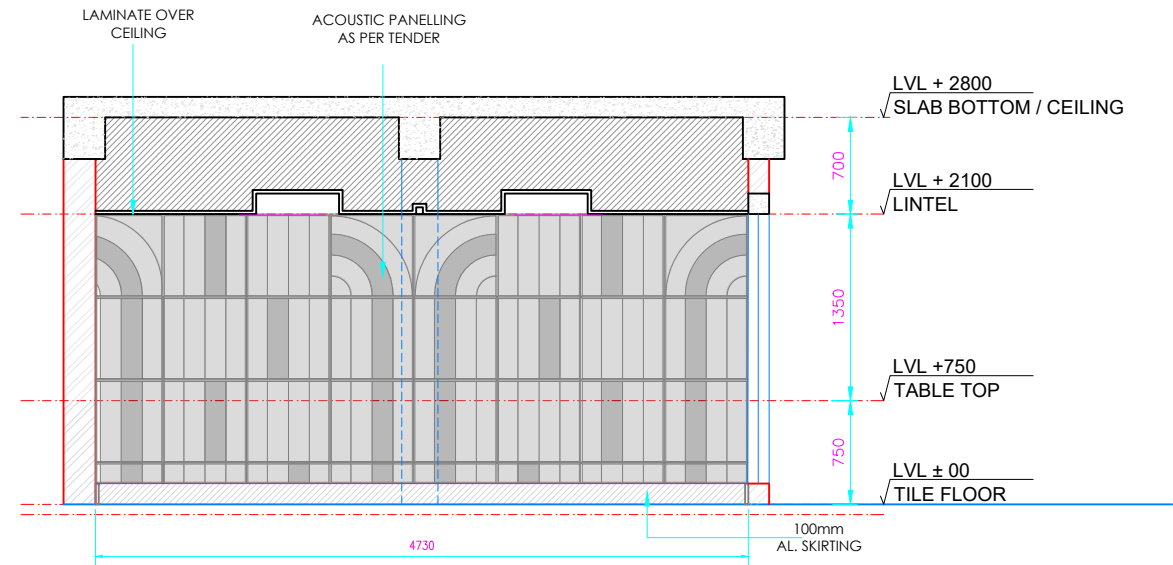
REFLECTED CEILING PLAN



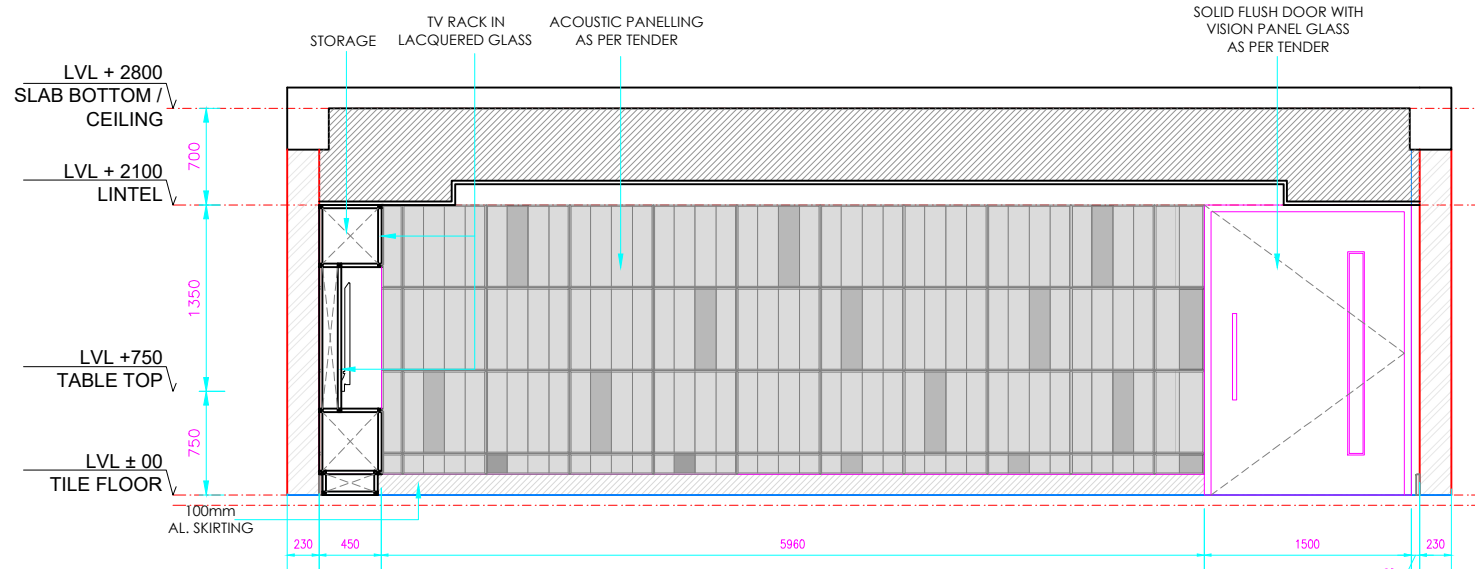
ELEVATION A



ELEVATION B



ELEVATION C



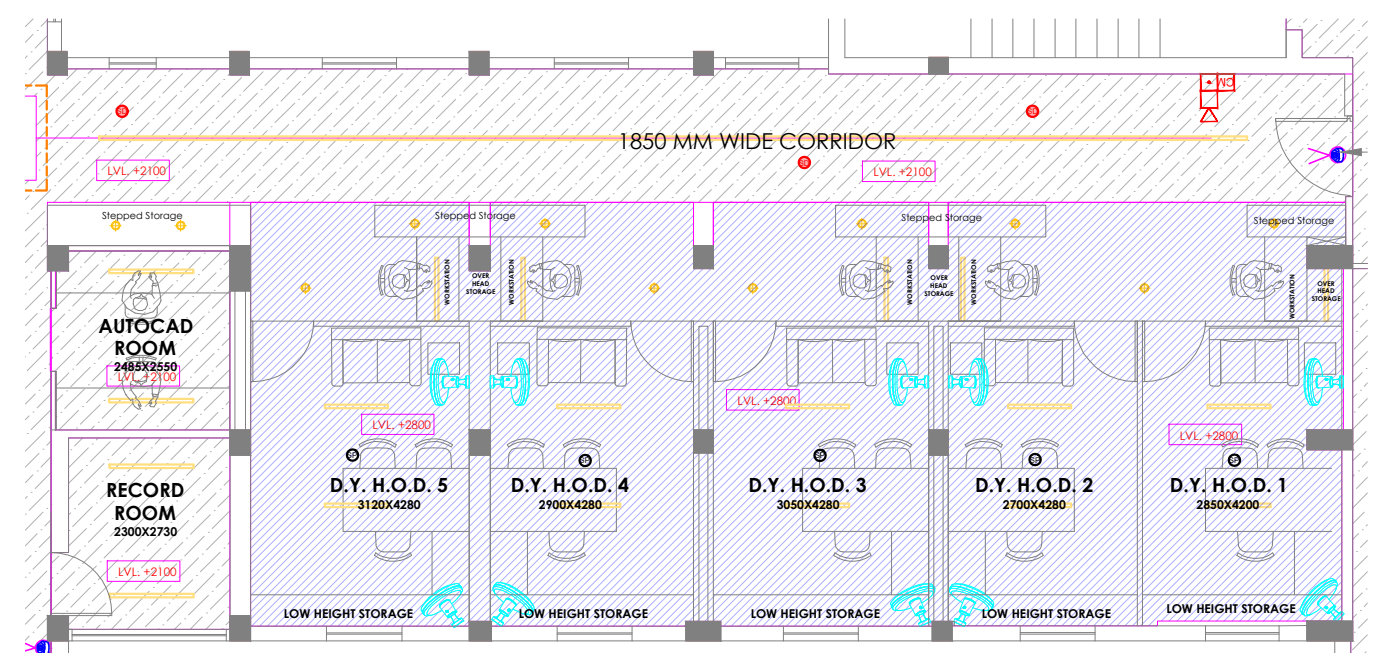
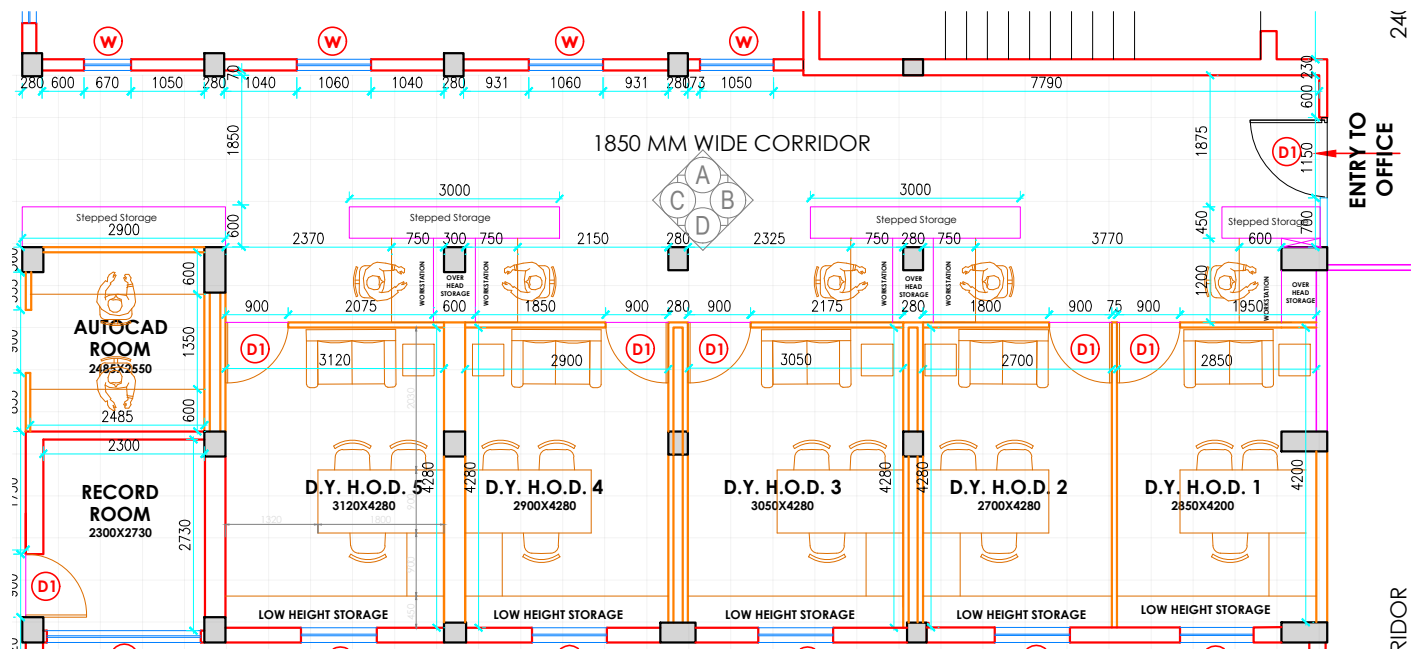
ELEVATION D

GENERAL NOTES:

1. ALL DIMENSIONS AND LEVELS ARE IN MILLIMETERS , UNTIL OTHERWISE MENTIONED.
2. ALL DIMENSIONS ARE TO BE READ AND NOT MEASURED.
3. DIMENSIONS OF R.C.C .WALLS IN THE SCHEDULED ARE INDICATIVE AND MAY VARY AS PER FINAL STRUCTURAL DESIGN.
4. MINIMUM INTERNAL CLEARANCES ARE MANDATORY.
5. CLEAR HEIGHTS GIVEN IN SECTIONS ARE SUBJECT TO STRUCTURAL DESIGNS.
6. REFER SEPARATE DRAWINGS FOR PLUMBING ELECTRICAL HVAC FIREFIGHTING & STRUCTURE.
7. FHC NICHE SHOULD BE AS PER FIRE DRAWINGS.

| LIGHTING LEGEND |                 | CEILING MATERIAL LEGEND |   |
|-----------------|-----------------|-------------------------|---|
|                 | Slim F.L. TUBE  |                         | LAMINATE  |
|                 | SPOT LIGHT      |                         | CALCIUM SILICATE  |
|                 | CEILING SPEAKER |                         | GYPSUM CEILING  |
|                 | SMOKE DETECTOR  |                         | WOOD FINISH ALUMINIUM BAFFLE & FIBRE CEMENT BOARD /BASOTECH |
|                 | COVE LIGHT      |                         | FIBREX ACOUSTIC TILES /PLASTER+PAINT                        |

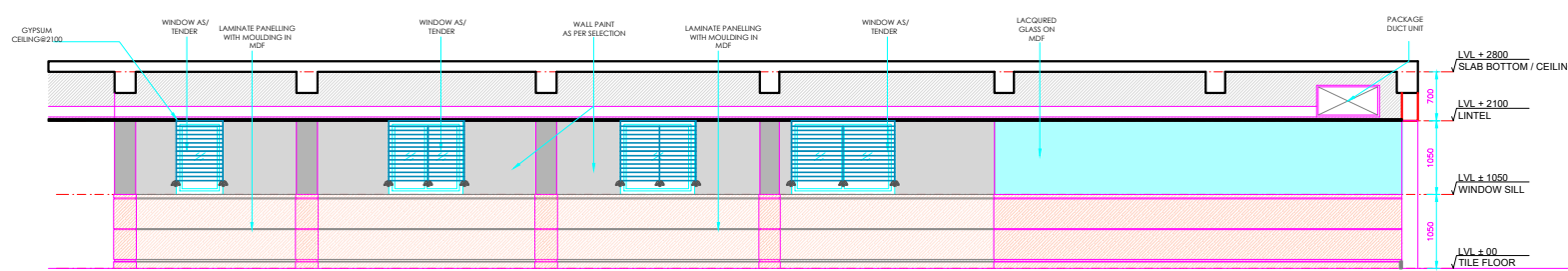
|   |   |   |   |   |            |           |           |              |           |               |          |           |            |             |          |          |             |  |  |            |  |  |                |  |  |       |     |       |  |  |   |  |                 |
|---|---|---|---|---|------------|-----------|-----------|--------------|-----------|---------------|----------|-----------|------------|-------------|----------|----------|-------------|--|--|------------|--|--|----------------|--|--|-------|-----|-------|--|--|---|--|-----------------|
| <b>CLIENT:</b><br><br>Noida Metro Rail Corporation Ltd. | <b>PROJECT:</b><br>INTERIOR OF PROJECT OFFICE AT 2ND FLOOR OF GANGA SHOPPING COMPLEX-CIVIL,ELECTRICAL & OTHER MISC. WORKS | <b>ARCHITECT:</b><br>ATKV CONSULTANTS PVT. LTD.<br>E-107 (LOWER GROUND FLOOR ) G.K.-II<br>NEW DELHI-110048<br>PH.NO. 40536580,29214906 TEL. FAX: 29214906 | <b>QUALITY ASSURANCE</b><br>The responsibility of control,check and verification accuracy, correctness, completeness, integration and full compliance of contract provisions in respect of design analysis and drawings rests with design consultants | <b>NO OBJECTION BY NMRC LTD.</b><br><table border="1"> <tr> <td>MGR (Arch)</td> <td>DGM (E&amp;M)</td> <td>DGM (S&amp;T)</td> </tr> <tr> <td>DGM (Design)</td> <td>DGM (R&amp;E)</td> <td>DGM (TEL/A/C)</td> </tr> <tr> <td>GM (S&amp;M)</td> <td>SGM (P&amp;T)</td> <td>RDGM (NET)</td> </tr> <tr> <td>MGR (TRACK)</td> <td>GM (R&amp;M)</td> <td>GM (S&amp;T)</td> </tr> <tr> <td>DGM (CIVIL)</td> <td></td> <td></td> </tr> <tr> <td>JGM (CH&amp;E)</td> <td></td> <td></td> </tr> <tr> <td>GM (Technical)</td> <td></td> <td></td> </tr> <tr> <td>CIVIL</td> <td>E&amp;M</td> <td>S &amp; T</td> </tr> </table> | MGR (Arch) | DGM (E&M) | DGM (S&T) | DGM (Design) | DGM (R&E) | DGM (TEL/A/C) | GM (S&M) | SGM (P&T) | RDGM (NET) | MGR (TRACK) | GM (R&M) | GM (S&T) | DGM (CIVIL) |  |  | JGM (CH&E) |  |  | GM (Technical) |  |  | CIVIL | E&M | S & T | <b>ARCHITECT SIGN &amp; STAMP:</b><br><br>VIJAY DIGAMBAR KULKARNI<br>DIRECTOR ,ATKV CONSULTANTS PVT.LTD. | <b>DRAWING TITLE:</b><br>CONFERENCE ROOM PLAN,RCP,ELEVATIONS<br><b>DRAWN BY :</b> CHIRANJEEV RAY<br><b>CHECKD BY :</b> V.K | <b>DATE :</b><br>23-09-2024<br><b>DRAWING NO</b><br>NMRC_ARCH_ELE_CONF_12 | <b>SCALE :</b><br>1-50<br><b>REVISION</b><br><b>R2</b> | <b>A3 SHEET</b> |
|   |   |   |   | MGR (Arch)  | DGM (E&M)  | DGM (S&T) |           |              |           |               |          |           |            |             |          |          |             |  |  |            |  |  |                |  |  |       |     |       |  |  |   |  |                 |
| DGM (Design)  | DGM (R&E)   | DGM (TEL/A/C)   |   |   |            |           |           |              |           |               |          |           |            |             |          |          |             |  |  |            |  |  |                |  |  |       |     |       |  |  |   |  |                 |
| GM (S&M)  | SGM (P&T)   | RDGM (NET)  |   |   |            |           |           |              |           |               |          |           |            |             |          |          |             |  |  |            |  |  |                |  |  |       |     |       |  |  |   |  |                 |
| MGR (TRACK)   | GM (R&M)  | GM (S&T)  |   |   |            |           |           |              |           |               |          |           |            |             |          |          |             |  |  |            |  |  |                |  |  |       |     |       |  |  |   |  |                 |
| DGM (CIVIL)   |   |   |   |   |            |           |           |              |           |               |          |           |            |             |          |          |             |  |  |            |  |  |                |  |  |       |     |       |  |  |   |  |                 |
| JGM (CH&E)  |   |   |   |   |            |           |           |              |           |               |          |           |            |             |          |          |             |  |  |            |  |  |                |  |  |       |     |       |  |  |   |  |                 |
| GM (Technical)  |   |   |   |   |            |           |           |              |           |               |          |           |            |             |          |          |             |  |  |            |  |  |                |  |  |       |     |       |  |  |   |  |                 |
| CIVIL   | E&M   | S & T   |   |   |            |           |           |              |           |               |          |           |            |             |          |          |             |  |  |            |  |  |                |  |  |       |     |       |  |  |   |  |                 |



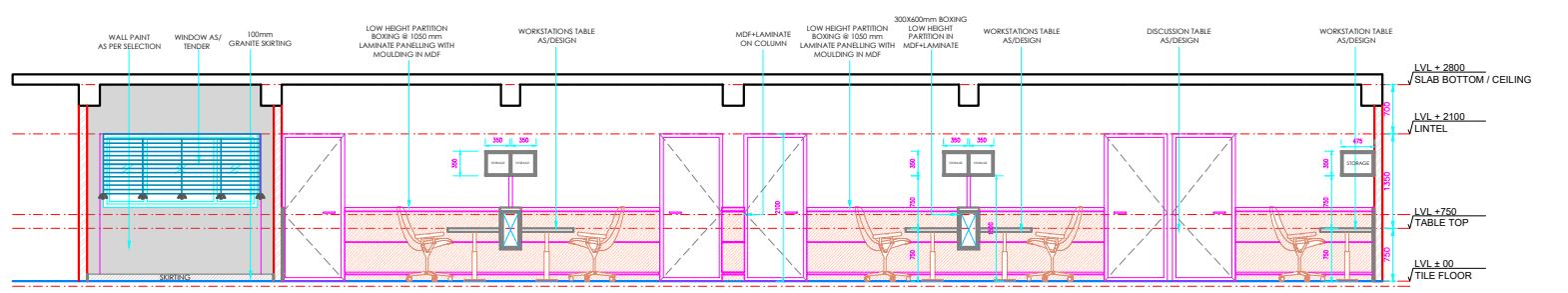
REFLECTED CEILING PLAN

| LIGHTING LEGEND |                 | CEILING MATERIAL LEGEND |   |
|-----------------|-----------------|-------------------------|---|
|                 | Slim f.l. tube  |                         | LAMINATE  |
|                 | SPOT LIGHT      |                         | CALCIUM SILICATE  |
|                 | CEILING SPEAKER |                         | GYPSUM CEILING  |
|                 | SMOKE DETECTOR  |                         | WOOD FINISH ALUMINIUM BAFFLE & FIBRE CEMENT BOARD /BASOTECH |
|                 | COVE LIGHT      |                         | FIBREX ACOUSTIC TILES /PLASTER+PAINT                        |

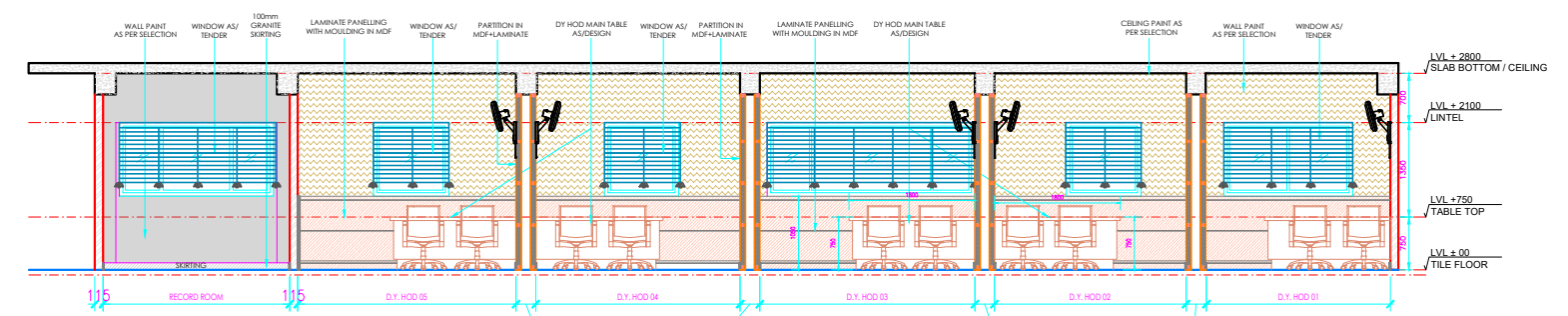
— FULL HEIGHT PARTITION  
 — LOW HEIGHT PARTITION



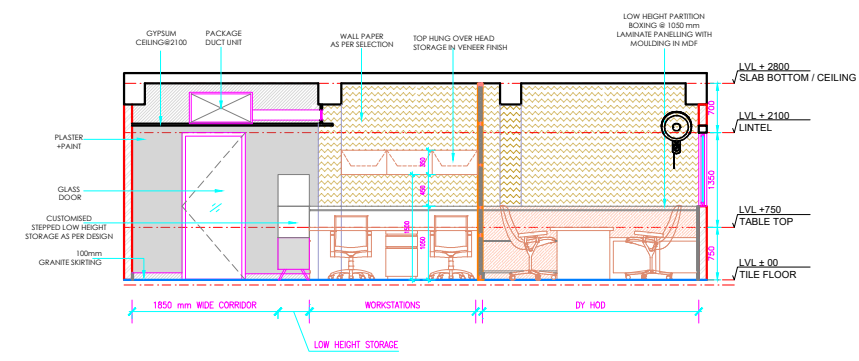
ELEVATION A



ELEVATION D



ELEVATION D EXTENDED TILL D.Y.HOD CABIN

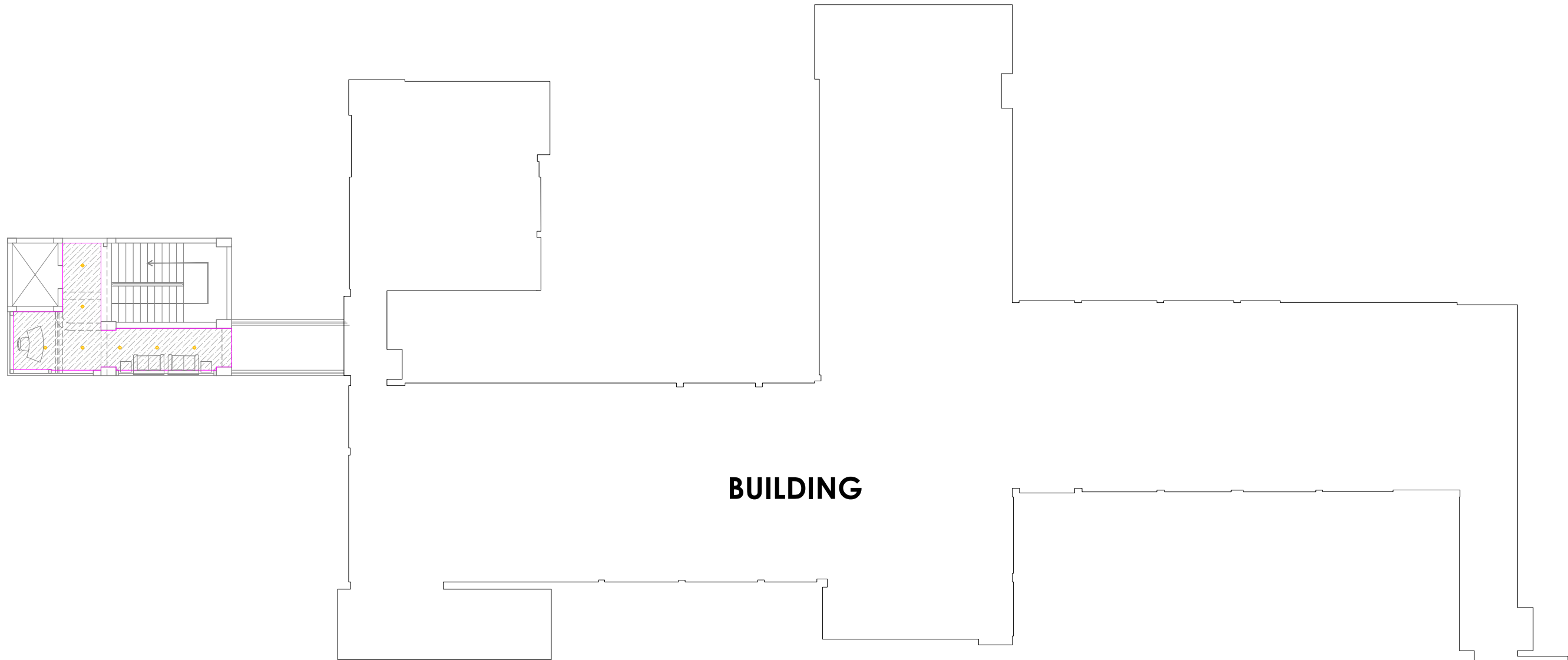


ELEVATION B

**GENERAL NOTES:**

1. ALL DIMENSIONS AND LEVELS ARE IN MILLIMETERS , UNTIL OTHERWISE MENTIONED.
2. ALL DIMENSIONS ARE TO BE READ AND NOT MEASURED.
3. DIMENSIONS OF R.C.C .WALLS IN THE SCHEDULED ARE INDICATIVE AND MAY VARY AS PER FINAL STRUCTURAL DESIGN.
4. MINIMUM INTERNAL CLEARANCES ARE MANDATORY.
5. CLEAR HEIGHTS GIVEN IN SECTIONS ARE SUBJECT TO STRUCTURAL DESIGNS.
6. REFER SEPARATE DRAWINGS FOR PLUMBING ELECTRICAL HVAC FIREFIGHTING & STRUCTURE.
7. FHC NICHE SHOULD BE AS PER FIRE DRAWINGS.

|   |   |   |   |   |  |   |                             |                        |                 |
|---|---|---|---|---|--|---|-----------------------------|------------------------|-----------------|
| <b>CLIENT:</b><br><br>Noida Metro Rail Corporation Ltd. | <b>PROJECT:</b><br>INTERIOR OF PROJECT OFFICE AT 2ND FLOOR OF GANGA SHOPPING COMPLEX-CIVIL,ELECTRICAL & OTHER MISC. WORKS | <b>ARCHITECT:</b><br>ATKV CONSULTANTS PVT. LTD.<br>E-107 (LOWER GROUND FLOOR ) G.K.-II<br>NEW DELHI-110048<br>PH.NO. 40536580,29214906 TEL. FAX: 29214906 | <b>QUALITY ASSURANCE</b><br>The responsibility of control,check and verification accuracy, correctness, completeness, integration and full compliance of contract provisions in respect of design analysis and drawings rests with design consultants | <b>NO OBJECTION BY NMRC LTD.</b><br><br>CIVIL      E&M      S & T | <b>ARCHITECT SIGN &amp; STAMP:</b><br><br>VIJAY DIGAMBAR KULKARNI<br>DIRECTOR ,ATKV CONSULTANTS PVT.LTD. | <b>DRAWING TITLE:</b><br>D.Y. HOD +STAFF AREA PLAN,RCP,ELEVATIONS | <b>DATE :</b><br>23-09-2024 | <b>SCALE :</b><br>1-50 | <b>A3 SHEET</b> |
|   |   |   |   | <b>DRAWN BY :</b> CHIRANJEEV RAY                                  |  |   |                             |                        |                 |



**BUILDING**

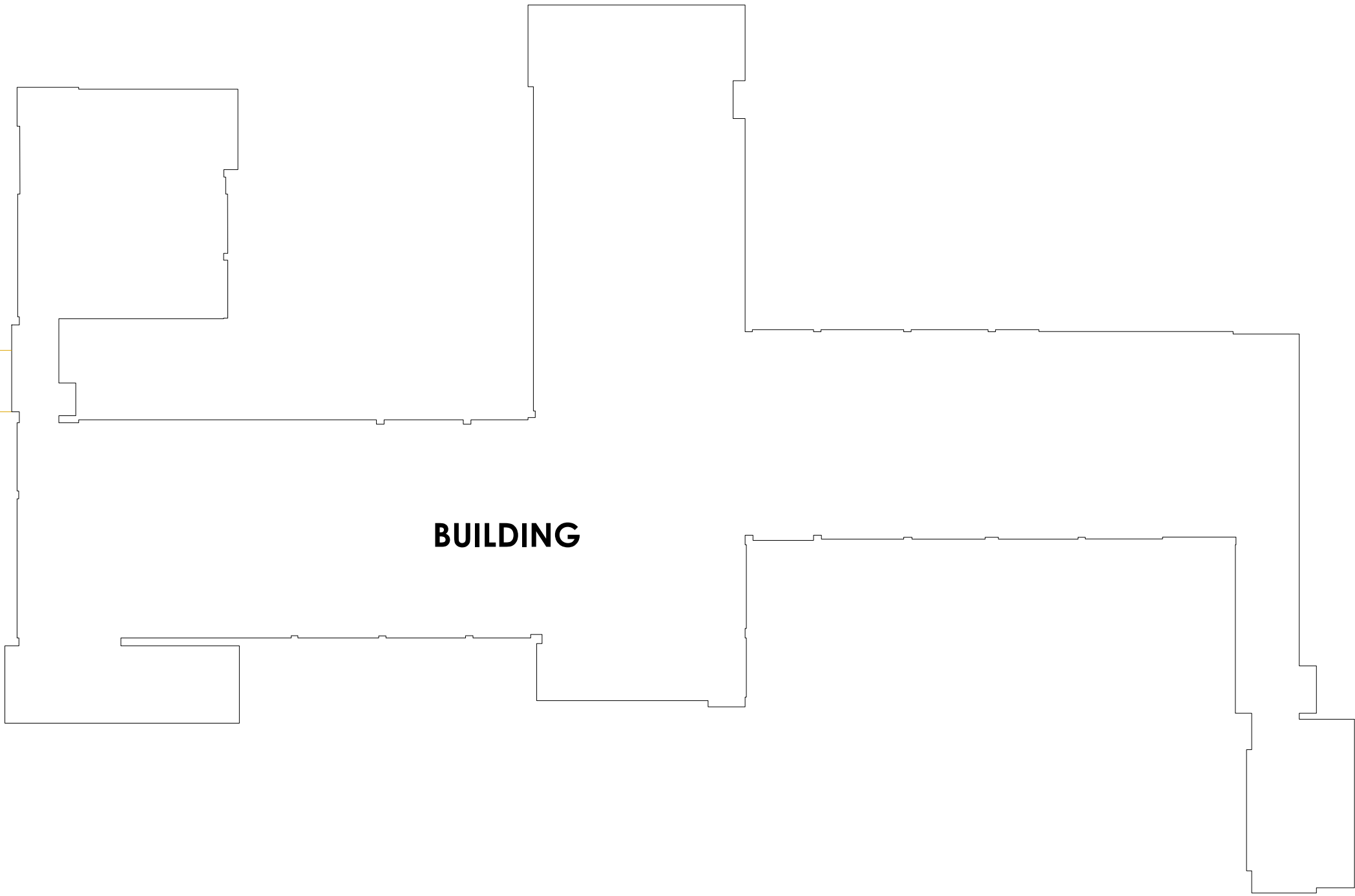
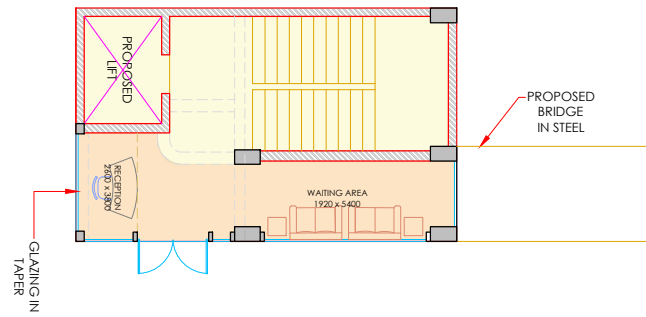
| LIGHTING LEGEND |                 |
|-----------------|-----------------|
|                 | SLIM F.L. TUBE  |
|                 | SPOT LIGHT      |
|                 | CEILING SPEAKER |
|                 | SMOKE DETECTOR  |
|                 | COVE LIGHT      |

| CEILING MATERIAL LEGEND |   |
|-------------------------|---|
|                         | LAMINATE  |
|                         | CALCIUM SILICATE  |
|                         | GYPSUM CEILING  |
|                         | WOOD FINISH ALUMINIUM BAFFLE & FIBRE CEMENT BOARD /BASOTECH |
|                         | FIBREX ACOUSTIC TILES /PLASTER+PAINT                        |

**GENERAL NOTES:**




1. ALL DIMENSIONS AND LEVELS ARE IN MILLIMETERS , UNTIL OTHERWISE MENTIONED.
2. ALL DIMENSIONS ARE TO BE READ AND NOT MEASURED.
3. DIMENSIONS OF R.C.C .WALLS IN THE SCHEDULED ARE INDICATIVE AND MAY VARY AS PER FINAL STRUCTURAL DESIGN.
4. MINIMUM INTERNAL CLEARANCES ARE MANDATORY.
5. CLEAR HEIGHTS GIVEN IN SECTIONS ARE SUBJECT TO STRUCTURAL DESIGNS.
6. REFER SEPARATE DRAWINGS FOR PLUMBING ELECTRICAL HVAC FIREFIGHTING & STRUCTURE.
7. FHC NICHE SHOULD BE AS PER FIRE DRAWINGS.

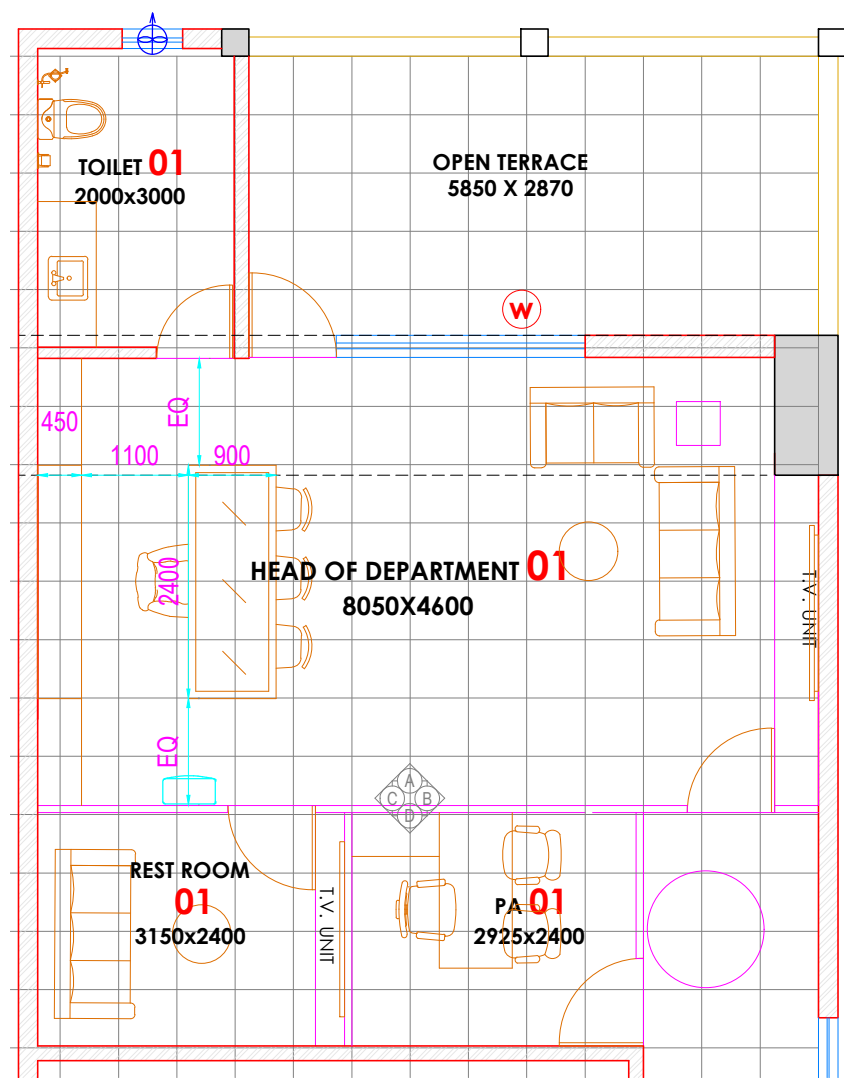
|   |   |   |   |                              |  |  |   |                              |                    |
|---|---|---|---|------------------------------|--|--|---|------------------------------|--------------------|
| <b>CLIENT:</b><br><br>Noida Metro Rail Corporation Ltd. | <b>PROJECT:</b><br>INTERIOR OF PROJECT OFFICE AT 2ND FLOOR OF GANGA SHOPPING COMPLEX-CIVIL,ELECTRICAL & OTHER MISC. WORKS | <b>ARCHITECT:</b><br>ATKV CONSULTANTS PVT. LTD.<br>E-107 (LOWER GROUND FLOOR ) G.K.-II<br>NEW DELHI-110048<br>PH.NO. 40536580,29214906 TEL. FAX: 29214906 | <b>QUALITY ASSURANCE</b><br><br>The responsibility of control,check and verification accuracy, correctness, completeness, integration and full compliance of contract provisions in respect of design analysis and drawings rests with design consultants | <br>NO OBJECTION BY NMRCLTD. | <b>ARCHITECT SIGN &amp; STAMP:</b><br><br>VIJAY DIGAMBAR KULKARNI<br>DIRECTOR ,ATKV CONSULTANTS PVT.LTD. | <b>DRAWING TITLE:</b><br>RCP LAYOUT PLAN<br>GROUND FLOOR | <b>DATE :</b><br>23-09-2024             | <b>SCALE :</b><br>1-100      | <b>A3</b><br>SHEET |
|   |   |   |   | CIVIL      E&M      S & T    |  | <b>DRAWN BY :</b> CHIRANJEEV RAY                         | <b>DRAWING NO</b><br>NMRC_ARCH_GFRCP_04 | <b>REVISION</b><br><b>R2</b> |                    |



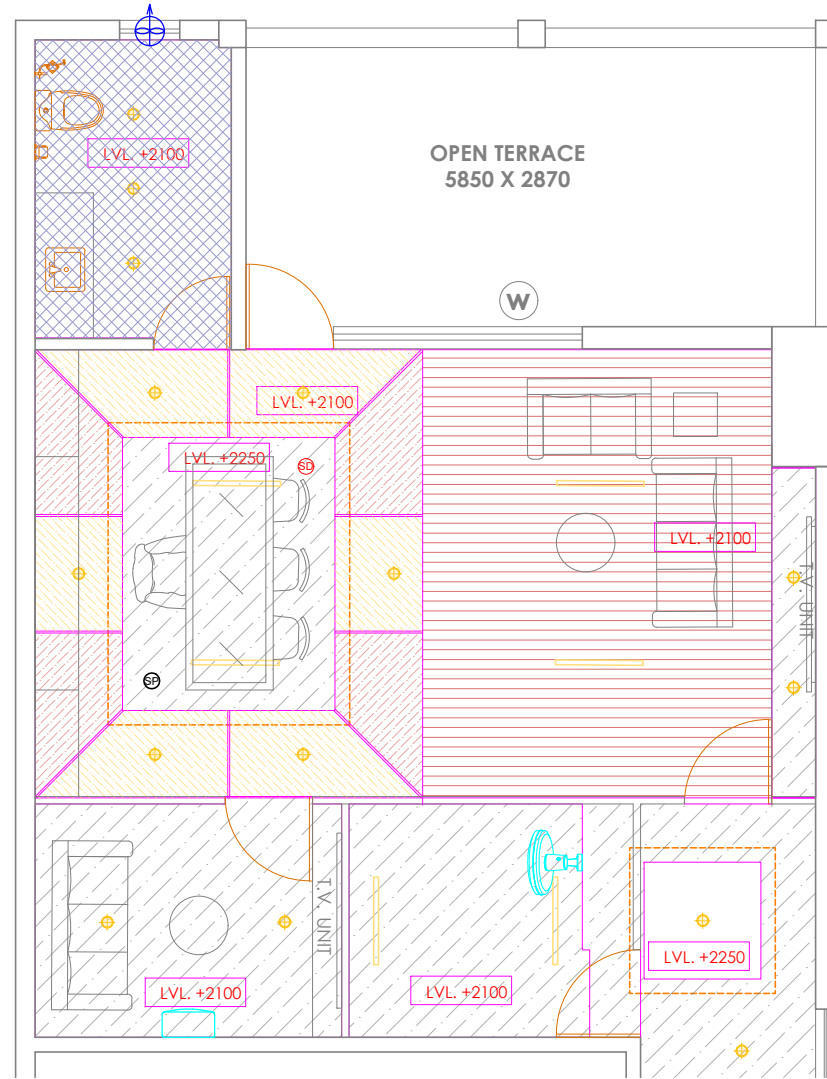
**GENERAL NOTES:**

1. ALL DIMENSIONS AND LEVELS ARE IN MILLIMETERS , UNTIL OTHERWISE MENTIONED.
2. ALL DIMENSIONS ARE TO BE READ AND NOT MEASURED.
3. DIMENSIONS OF R.C.C .WALLS IN THE SCHEDULED ARE INDICATIVE AND MAY VARY AS PER FINAL STRUCTURAL DESIGN.
4. MINIMUM INTERNAL CLEARANCES ARE MANDATORY.
5. CLEAR HEIGHTS GIVEN IN SECTIONS ARE SUBJECT TO STRUCTURAL DESIGNS.
6. REFER SEPARATE DRAWINGS FOR PLUMBING ELECTRICAL HVAC FIREFIGHTING & STRUCTURE.
7. FHC NICHE SHOULD BE AS PER FIRE DRAWINGS.

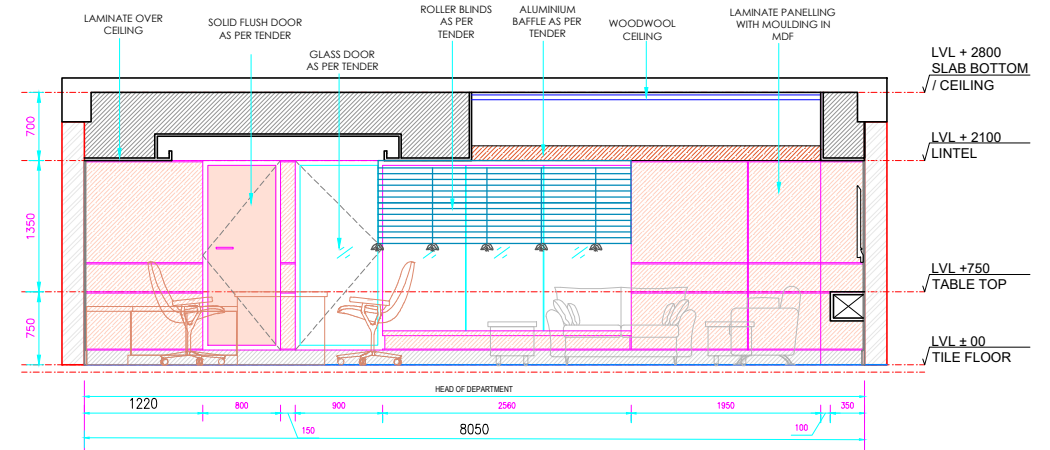
|   |   |   |   |  |   |   |                             |                         |                    |          |               |          |            |            |             |          |          |             |  |  |                |  |  |       |
|---|---|---|---|--|---|---|-----------------------------|-------------------------|--------------------|----------|---------------|----------|------------|------------|-------------|----------|----------|-------------|--|--|----------------|--|--|-------|
| <b>CLIENT:</b><br><br><b>Noida Metro Rail Corporation Ltd.</b> | <b>PROJECT:</b><br>INTERIOR OF PROJECT OFFICE AT 2ND FLOOR OF GANGA SHOPPING COMPLEX-CIVIL,ELECTRICAL & OTHER MISC. WORKS | <b>ARCHITECT:</b><br>ATKV CONSULTANTS PVT. LTD.<br>E-107 (LOWER GROUND FLOOR ) G.K.-II<br>NEW DELHI-110048<br>PH.NO. 40536580,29214906 TEL. FAX: 29214906 | <b>QUALITY ASSURANCE</b><br><br>The responsibility of control,check and verification accuracy, correctness, completeness, integration and full compliance of contract provisions in respect of design analysis and drawings rests with design consultants | <br>NO OBJECTION BY NMRCLTD.  | <b>ARCHITECT SIGN &amp; STAMP:</b><br><br>VIJAY DIGAMBAR KULKARNI<br>DIRECTOR ,ATKV CONSULTANTS PVT.LTD. | <b>DRAWING TITLE:</b><br>INTERIOR LAYOUT PLAN<br>GROUND FLOOR | <b>DATE :</b><br>23-09-2024 | <b>SCALE :</b><br>1-100 | <b>A3</b><br>SHEET |          |               |          |            |            |             |          |          |             |  |  |                |  |  |       |
|   |   |   |   | <table border="1"> <tr><td>MGR (Arch)</td><td>DGM (ESM)</td><td>DGM (S&amp;T)</td></tr> <tr><td>DGM (Design)</td><td>DGM (RS)</td><td>DGM (TEL/A/C)</td></tr> <tr><td>GM (S&amp;T)</td><td>SIGM (P&amp;T)</td><td>RDGM (NET)</td></tr> <tr><td>MGR (TRACK)</td><td>GM (R&amp;M)</td><td>GM (S&amp;T)</td></tr> <tr><td>DGM (CIVIL)</td><td></td><td></td></tr> <tr><td>GM (Technical)</td><td></td><td></td></tr> <tr><td>CIVIL</td><td>ESM</td><td>S &amp; T</td></tr> </table> |   | MGR (Arch)  | DGM (ESM)                   | DGM (S&T)               | DGM (Design)       | DGM (RS) | DGM (TEL/A/C) | GM (S&T) | SIGM (P&T) | RDGM (NET) | MGR (TRACK) | GM (R&M) | GM (S&T) | DGM (CIVIL) |  |  | GM (Technical) |  |  | CIVIL |
| MGR (Arch)  | DGM (ESM)   | DGM (S&T)   |   |  |   |   |                             |                         |                    |          |               |          |            |            |             |          |          |             |  |  |                |  |  |       |
| DGM (Design)  | DGM (RS)  | DGM (TEL/A/C)   |   |  |   |   |                             |                         |                    |          |               |          |            |            |             |          |          |             |  |  |                |  |  |       |
| GM (S&T)  | SIGM (P&T)  | RDGM (NET)  |   |  |   |   |                             |                         |                    |          |               |          |            |            |             |          |          |             |  |  |                |  |  |       |
| MGR (TRACK)   | GM (R&M)  | GM (S&T)  |   |  |   |   |                             |                         |                    |          |               |          |            |            |             |          |          |             |  |  |                |  |  |       |
| DGM (CIVIL)   |   |   |   |  |   |   |                             |                         |                    |          |               |          |            |            |             |          |          |             |  |  |                |  |  |       |
| GM (Technical)  |   |   |   |  |   |   |                             |                         |                    |          |               |          |            |            |             |          |          |             |  |  |                |  |  |       |
| CIVIL   | ESM   | S & T   |   |  |   |   |                             |                         |                    |          |               |          |            |            |             |          |          |             |  |  |                |  |  |       |



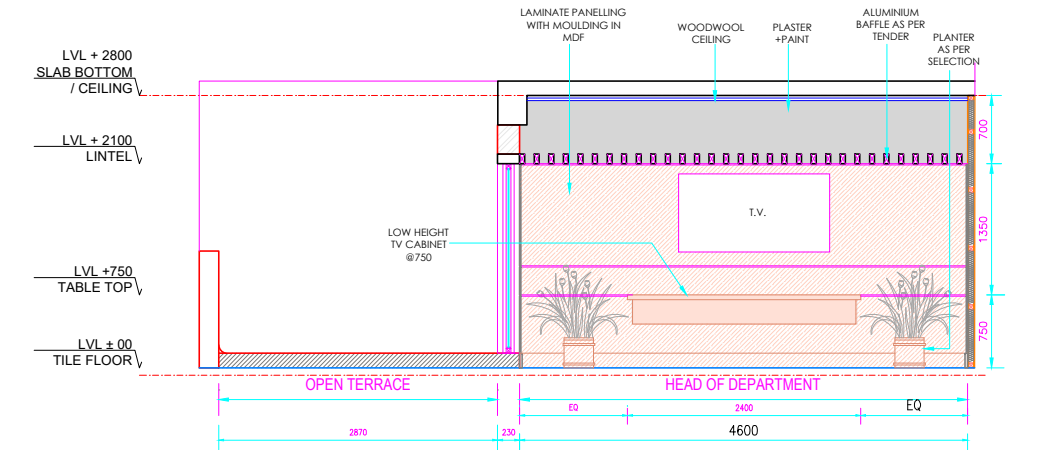
LAYOUT PLAN



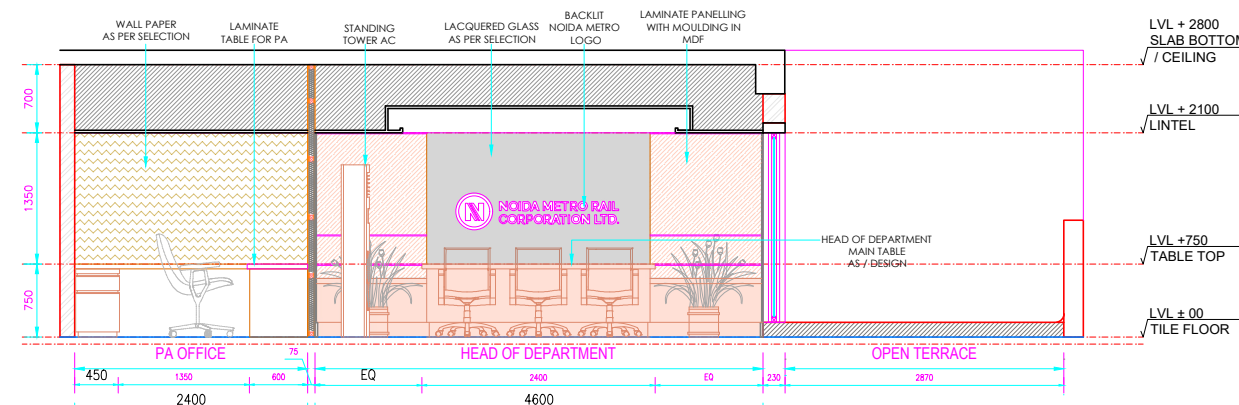
REFLECTED CEILING PLAN



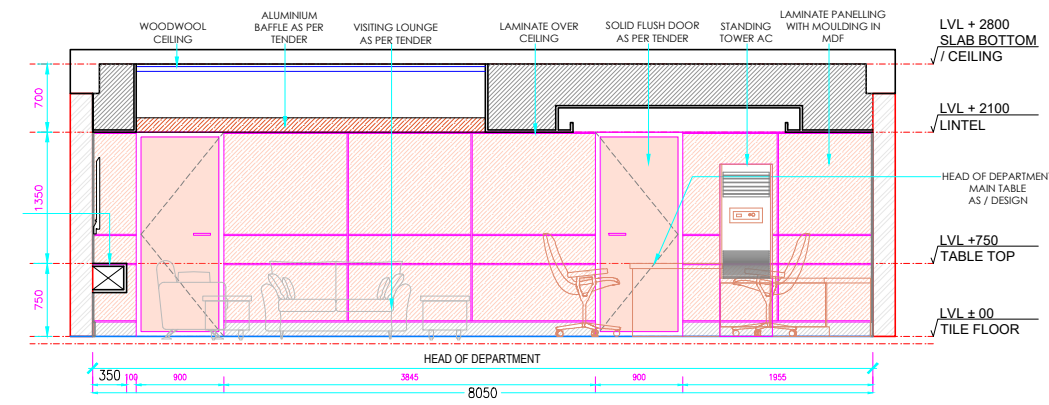
ELEVATION A



ELEVATION B



ELEVATION C



ELEVATION D

**CEILING MATERIAL LEGEND**

|  |   |
|--|---|
|  | LAMINATE  |
|  | CALCIUM SILICATE  |
|  | GYPSUM CEILING  |
|  | WOOD FINISH ALUMINIUM BAFFLE & FIBRE CEMENT BOARD /BASOTECH |
|  | FIBREX ACOUSTIC TILES /PLASTER+PAINT                        |

**LIGHTING LEGEND**

|  |                 |
|--|-----------------|
|  | SLIM F.L. TUBE  |
|  | SPOT LIGHT      |
|  | CEILING SPEAKER |
|  | SMOKE DETECTOR  |
|  | COVE LIGHT      |

- GENERAL NOTES:**
1. ALL DIMENSIONS AND LEVELS ARE IN MILLIMETERS , UNTIL OTHERWISE MENTIONED.
  2. ALL DIMENSIONS ARE TO BE READ AND NOT MEASURED.
  3. DIMENSIONS OF R.C.C .WALLS IN THE SCHEDULED ARE INDICATIVE AND MAY VARY AS PER FINAL STRUCTURAL DESIGN.
  4. MINIMUM INTERNAL CLEARANCES ARE MANDATORY.
  5. CLEAR HEIGHTS GIVEN IN SECTIONS ARE SUBJECT TO STRUCTURAL DESIGNS.
  6. REFER SEPARATE DRAWINGS FOR PLUMBING ELECTRICAL HVAC FIREFIGHTING & STRUCTURE.
  7. FHC NICHE SHOULD BE AS PER FIRE DRAWINGS.

CLIENT:

**Noida METRO**  
Noida Metro Rail Corporation Ltd.

PROJECT:

INTERIOR OF PROJECT OFFICE AT 2ND FLOOR OF GANGA SHOPPING COMPLEX-CIVIL,ELECTRICAL & OTHER MISC. WORKS

ARCHITECT:

ATKV CONSULTANTS PVT. LTD.  
E-107 (LOWER GROUND FLOOR ) G.K.-II  
NEW DELHI-110048  
PH.NO. 40536580,29214906 TEL. FAX: 29214906

QUALITY ASSURANCE

The responsibility of control,check and verification accuracy, correctness, completeness, integration and full compliance of contract provisions in respect of design analysis and drawings rests with design consultants

NO OBJECTION BY NMRC LTD.

|                |            |               |
|----------------|------------|---------------|
| MGR (Arch)     | DGM (ESM)  | DGM (S&T)     |
| DGM (Design)   | DGM (RS)   | DGM (TEL/A/C) |
| GM (S&T)       | SDGM (P&T) | ROOM (S&T)    |
| MGR (TRACKS)   | GM (R&M)   | GM (S&T)      |
| DGM (CIVIL)    |            |               |
| JGM (Civil)    |            |               |
| GM (Technical) |            |               |
| CIVIL          | ESM        | S & T         |

ARCHITECT SIGN & STAMP:

VIJAY DIGAMBAR KULKARNI  
DIRECTOR ,ATKV CONSULTANTS PVT LTD.

DRAWING TITLE:

HEAD OF DEPARTMENT-01 PLAN,RCP,ELEVATIONS

DRAWN BY : CHIRANJEEV RAY

CHECKD BY : V.K

DATE :

23-09-2024

SCALE :

1-50

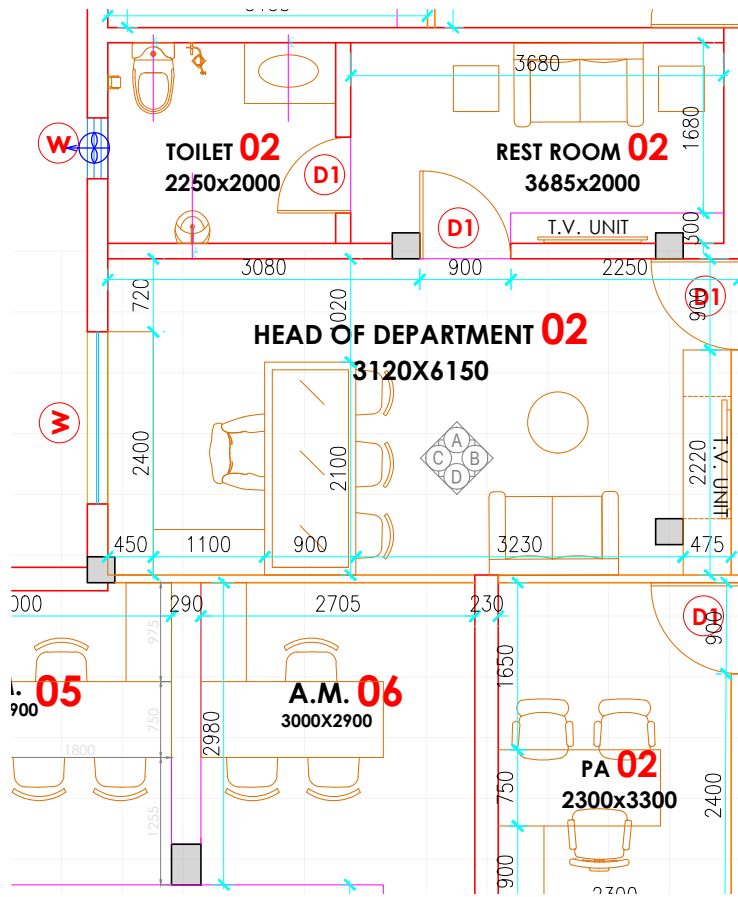
DRAWING NO

NMRC\_ARCH\_ELE\_HOD\_09

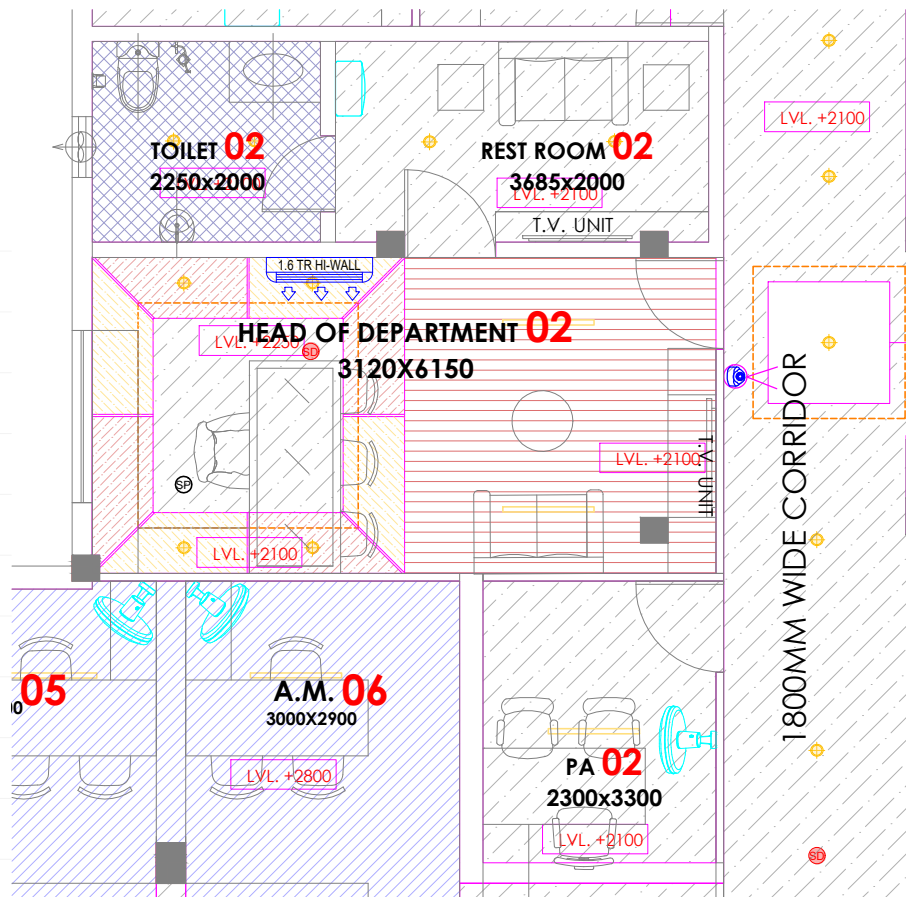
A3 SHEET

REVISION

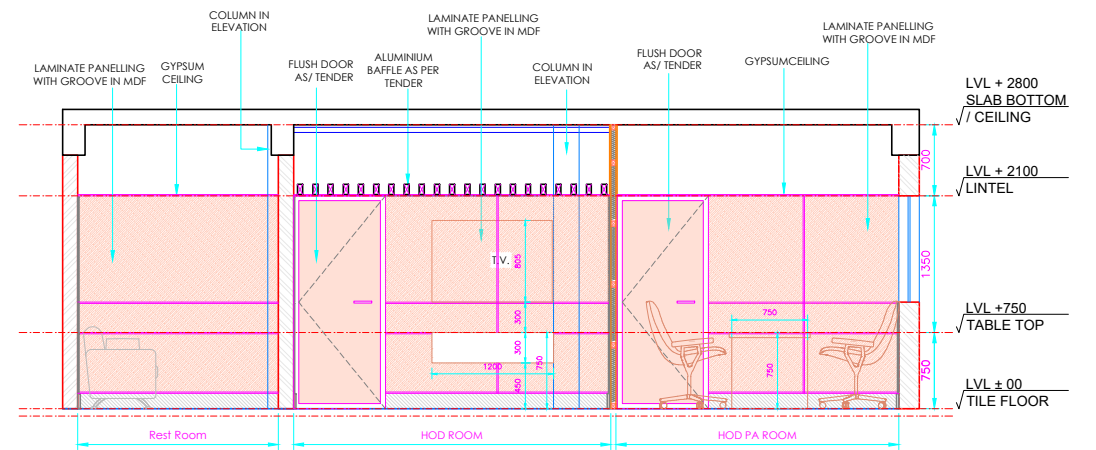
R2



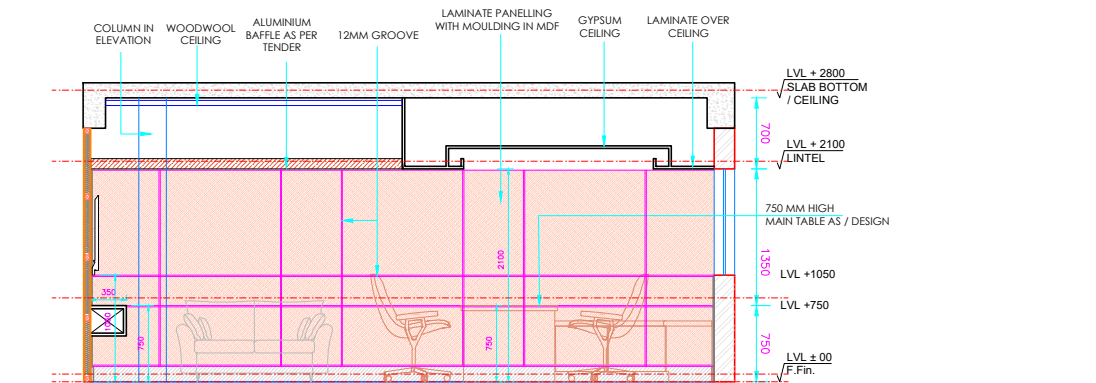
LAYOUT PLAN



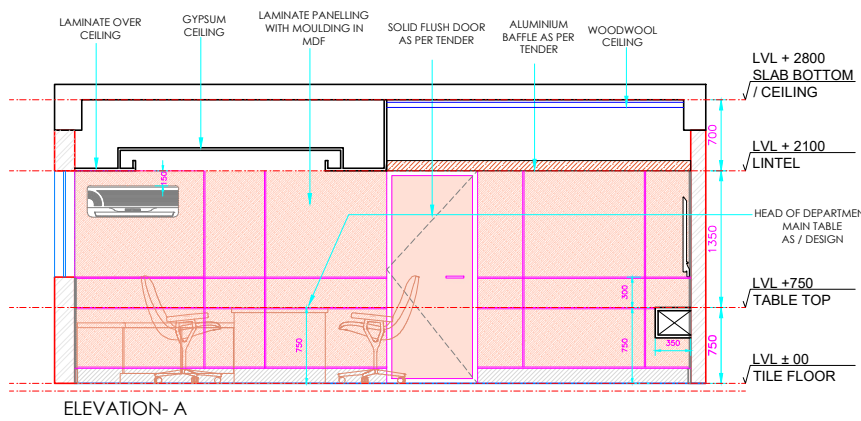
REFLECTED CEILING PLAN



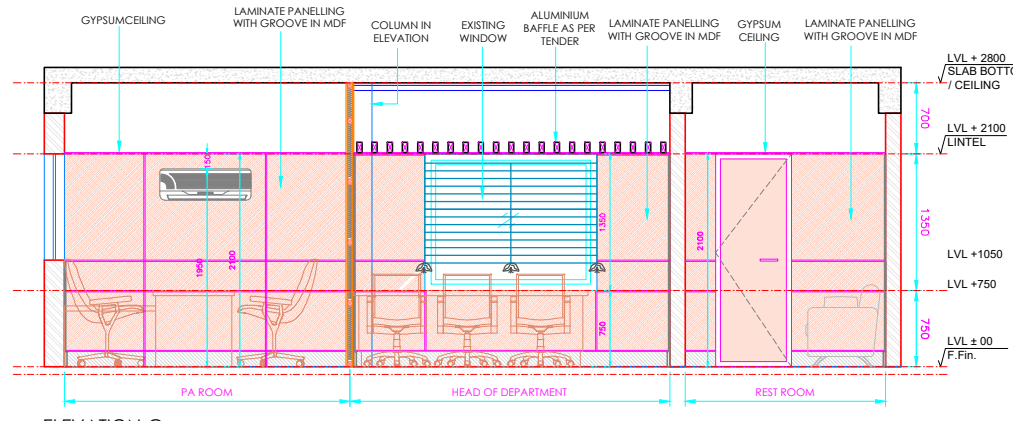
ELEVATION- B



ELEVATION- D



ELEVATION- A



ELEVATION- C

CEILING MATERIAL LEGEND

|  |   |
|--|---|
|  | LAMINATE  |
|  | CALCIUM SILICATE  |
|  | GYPSUM CEILING  |
|  | WOOD FINISH ALUMINIUM BAFFLE & FIBRE CEMENT BOARD /BASOTECH |
|  | FIBREX ACOUSTIC TILES /PLASTER+PAINT                        |

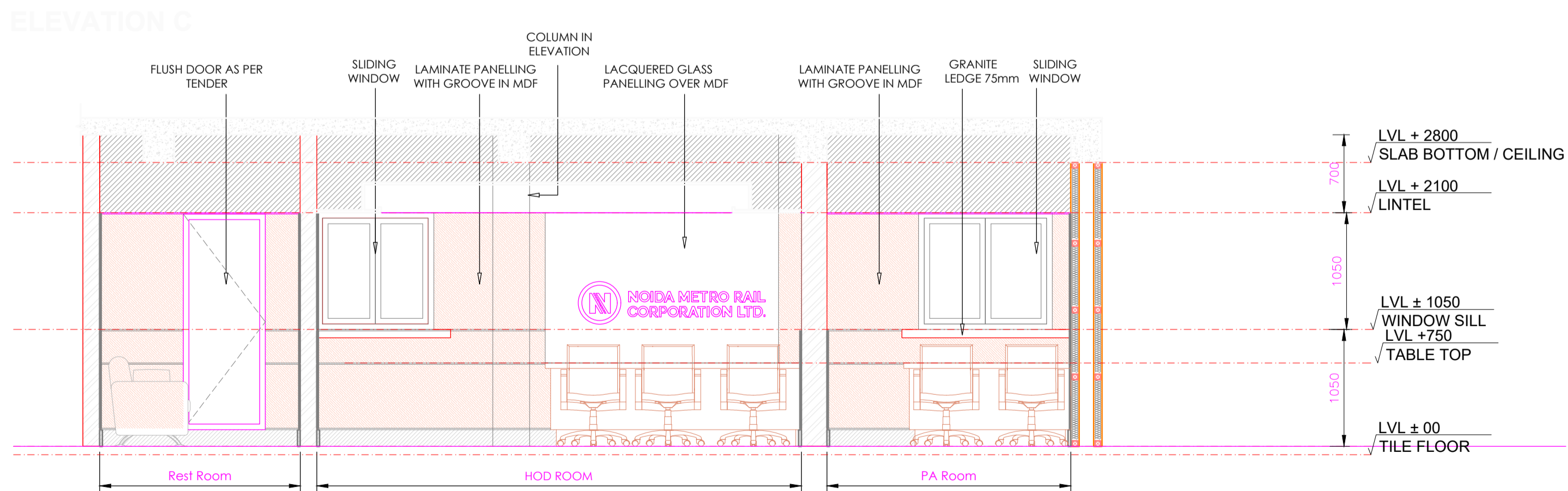
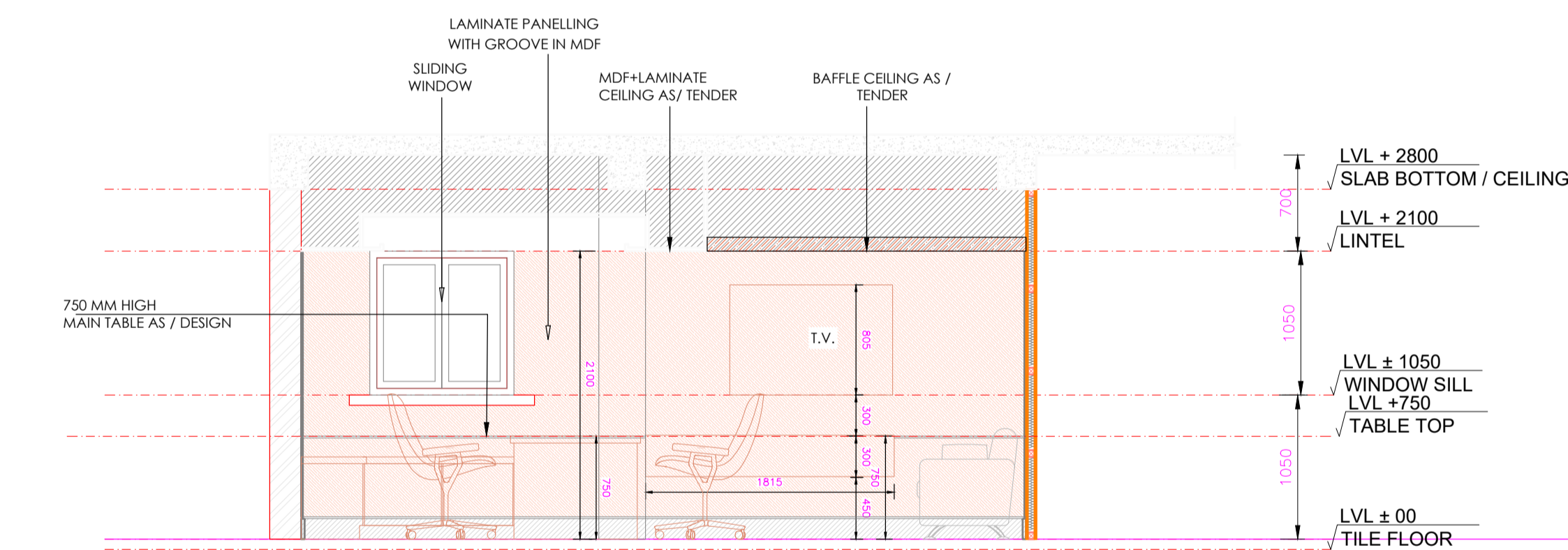
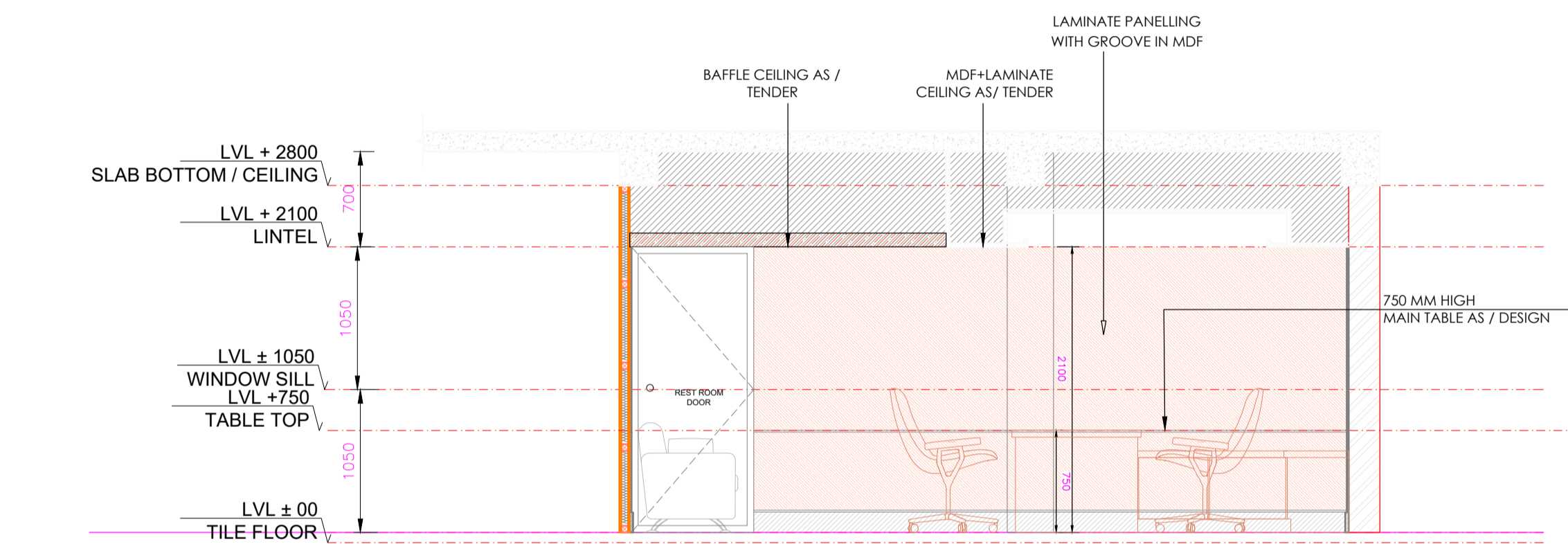
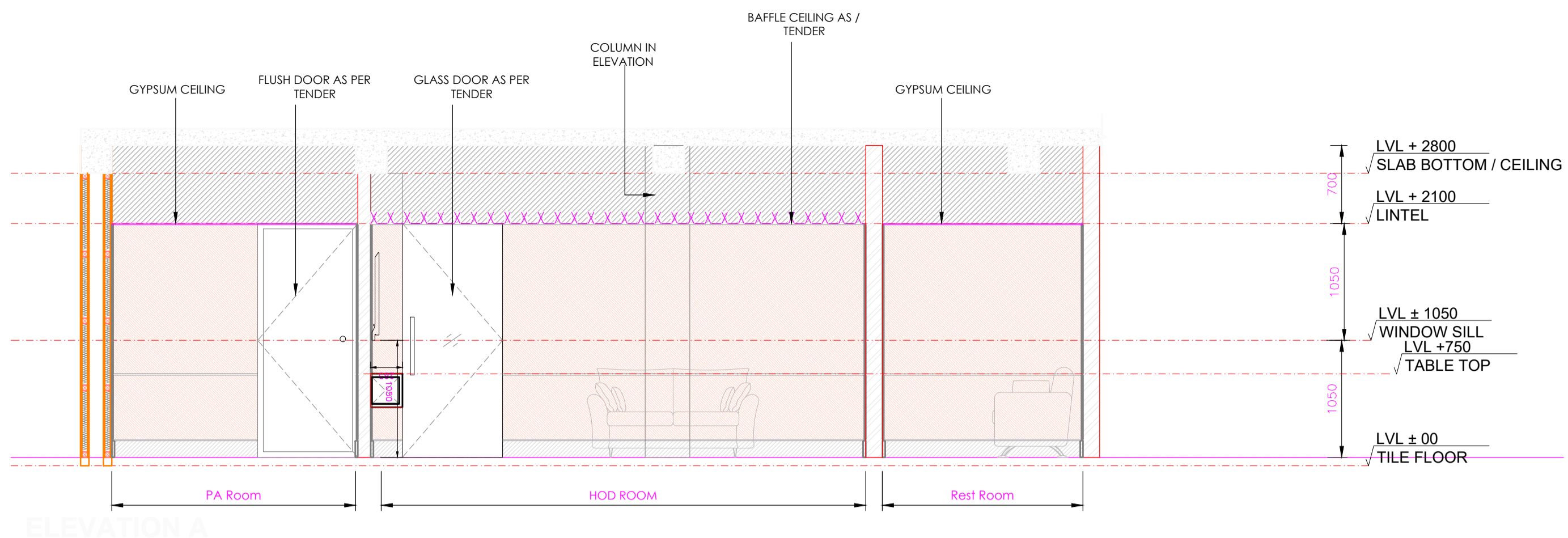
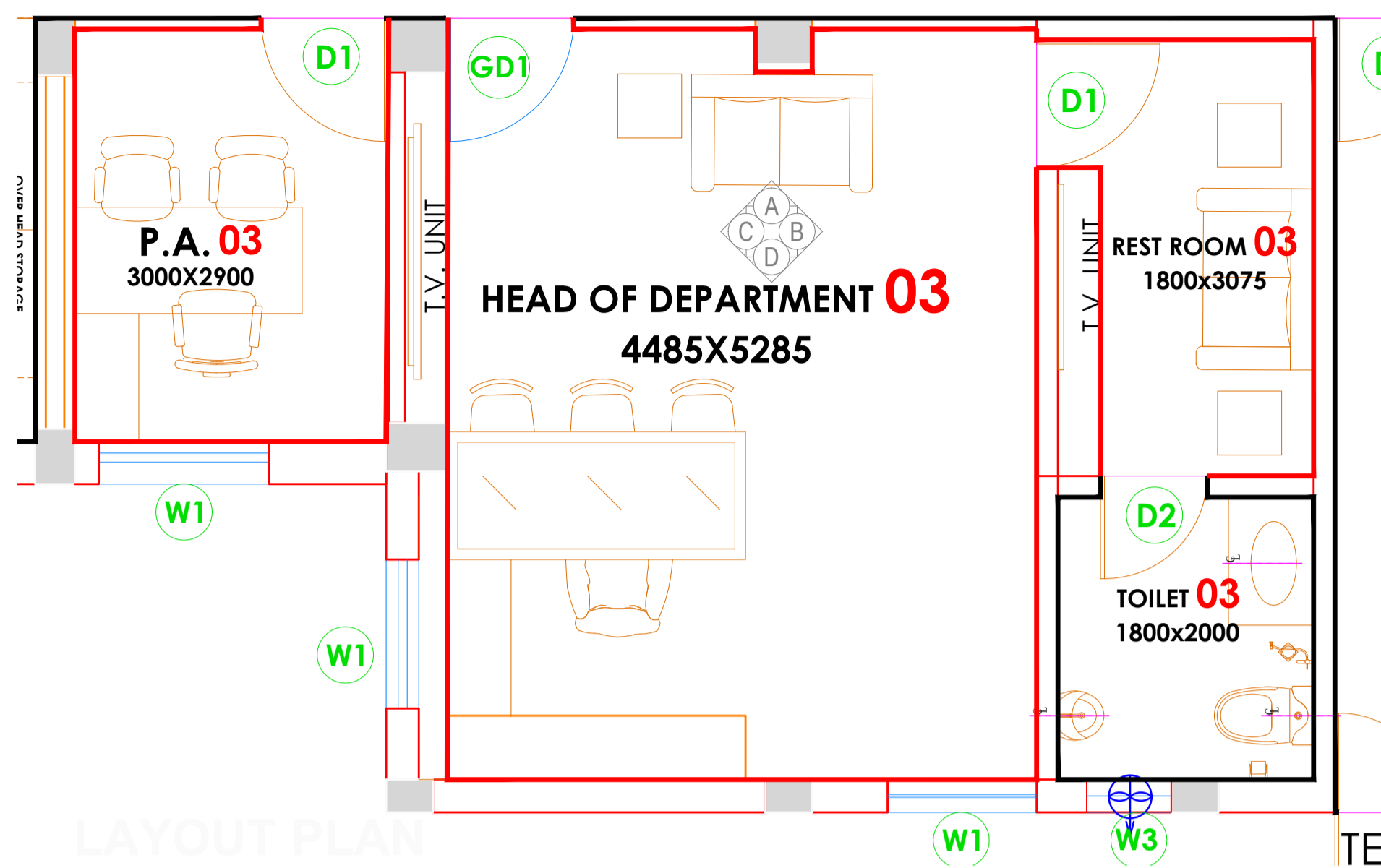
LIGHTING LEGEND

|  |                 |
|--|-----------------|
|  | SLIM F.L. TUBE  |
|  | SPOT LIGHT      |
|  | CEILING SPEAKER |
|  | SMOKE DETECTOR  |
|  | COVE LIGHT      |

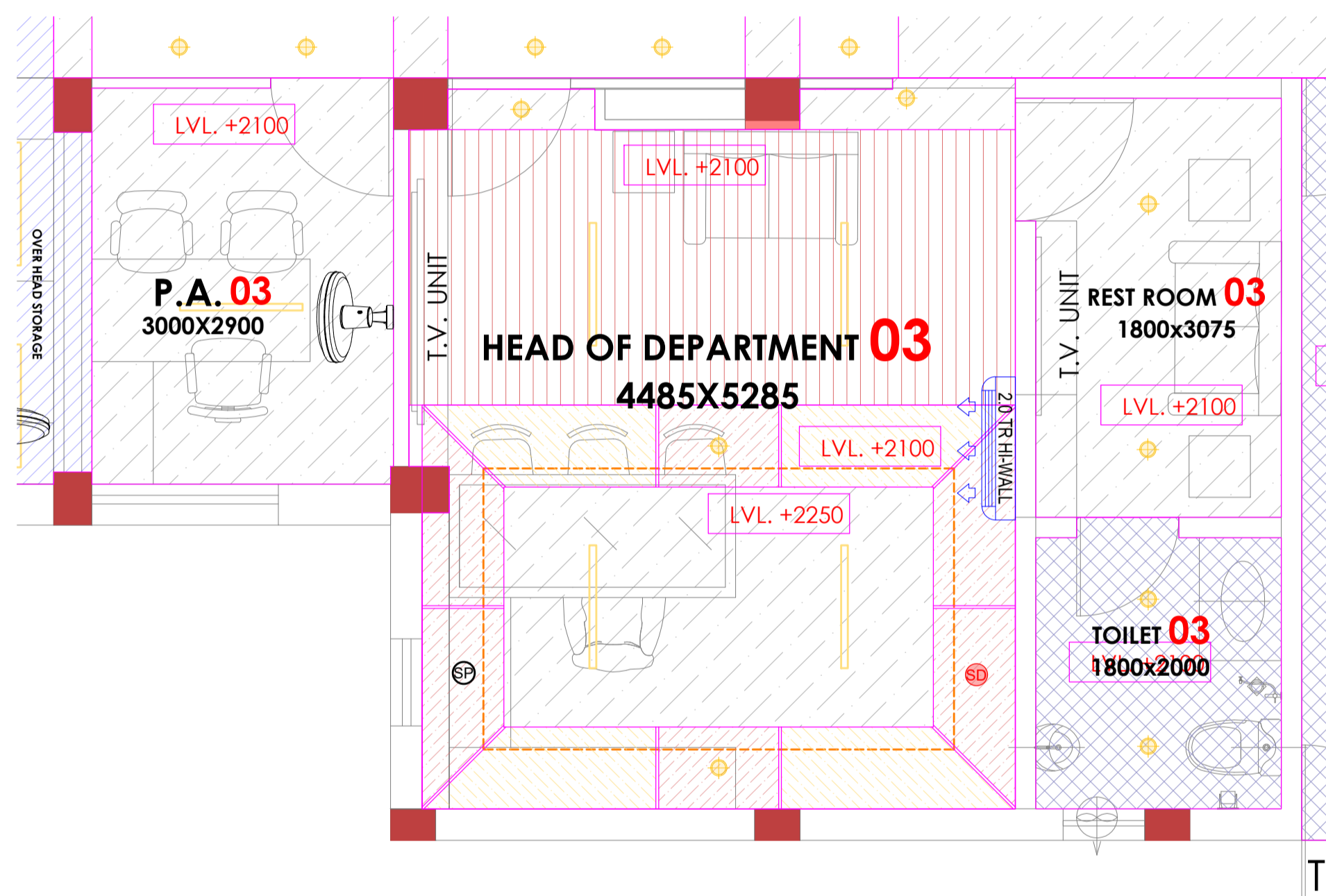
GENERAL NOTES:

1. ALL DIMENSIONS AND LEVELS ARE IN MILLIMETERS , UNTIL OTHERWISE MENTIONED.
2. ALL DIMENSIONS ARE TO BE READ AND NOT MEASURED.
3. DIMENSIONS OF R.C.C. WALLS IN THE SCHEDULED ARE INDICATIVE AND MAY VARY AS PER FINAL STRUCTURAL DESIGN.
4. MINIMUM INTERNAL CLEARANCES ARE MANDATORY.
5. CLEAR HEIGHTS GIVEN IN SECTIONS ARE SUBJECT TO STRUCTURAL DESIGNS.
6. REFER SEPARATE DRAWINGS FOR PLUMBING ELECTRICAL HVAC FIREFIGHTING & STRUCTURE.
7. FHC NICHE SHOULD BE AS PER FIRE DRAWINGS.

|  |  |  |  |                           |  |  |                                    |                 |                            |
|--|--|--|--|---------------------------|--|--|------------------------------------|-----------------|----------------------------|
| CLIENT:<br>Noida Metro Rail Corporation Ltd. | PROJECT:<br>INTERIOR OF PROJECT OFFICE AT 2ND FLOOR OF GANGA SHOPPING COMPLEX-CIVIL,ELECTRICAL & OTHER MISC. WORKS | ARCHITECT:<br>ATKV CONSULTANTS PVT. LTD.<br>E-107 (LOWER GROUND FLOOR ) G.K.-II<br>NEW DELHI-110048<br>PH.NO. 40536580,29214906 TEL. FAX: 29214906 | QUALITY ASSURANCE<br>The responsibility of control,check and verification accuracy, correctness, completeness, integration and full compliance of contract provisions in respect of design analysis and drawings rests with design consultants | NO OBJECTION BY NMRC LTD. | ARCHITECT SIGN & STAMP:<br>VIJAY DIGAMBAR KULKARNI<br>DIRECTOR, ATKV CONSULTANTS PVT. LTD. | DRAWING TITLE:<br>HEAD OF DEPARTMENT-02<br>PLAN,RCP,ELEVATIONS | DATE :<br>23-09-2024               | SCALE :<br>1-50 | A3 SHEET<br>REVISION<br>R2 |
|  |  |  |  | DRAWN BY : CHIRANJEEV RAY |  | CHECKD BY : V.K  | DRAWING NO<br>NMRC_ARCH_ELE_HOD_10 |                 |                            |



LAYOUT PLAN



REFLECTED CEILING PLAN

LIGHTING LEGEND

|  |                 |
|--|-----------------|
|  | SLIM F.L. TUBE  |
|  | SPOT LIGHT      |
|  | CEILING SPEAKER |
|  | SMOKE DETECTOR  |
|  | COVE LIGHT      |

CEILING MATERIAL LEGEND

|  |  |
|--|--|
|  | LAMINATE   |
|  | CALCIUM SILICATE   |
|  | GYPSUM CEILING   |
|  | WOOD FINISH ALUMINIUM BAFFLE & FIBRE CEMENT BOARD / BASOTECH |
|  | FIBREX ACOUSTIC TILES / PLASTER+PAINT                        |

GENERAL NOTES:

1. ALL DIMENSIONS AND LEVELS ARE IN MILLIMETERS, UNTIL OTHERWISE MENTIONED.
2. ALL DIMENSIONS ARE TO BE READ AND NOT MEASURED.
3. DIMENSIONS OF R.C.C. WALLS IN THE SCHEDULED ARE INDICATIVE AND MAY VARY AS PER FINAL STRUCTURAL DESIGN.
4. MINIMUM INTERNAL CLEARANCES ARE MANDATORY.
5. CLEAR HEIGHTS GIVEN IN SECTIONS ARE SUBJECT TO STRUCTURAL DESIGNS.
6. REFER SEPARATE DRAWINGS FOR PLUMBING ELECTRICAL HVAC FIREFIGHTING & STRUCTURE.
7. FHC NICHE SHOULD BE AS PER FIRE DRAWINGS.



PROJECT:  
INTERIOR OF PROJECT OFFICE AT 2ND FLOOR OF GANGA SHOPPING COMPLEX-CIVIL,ELECTRICAL & OTHER MISC. WORKS

ARCHITECT:  
ATKV CONSULTANTS PVT. LTD.  
E-107 (LOWER GROUND FLOOR ) G.K.-II  
NEW DELHI-110048  
PH.NO. 40536580,29214906 TEL. FAX: 29214906

QUALITY ASSURANCE  
The responsibility of control,check and verification accuracy, correctness, completeness, integration and full compliance of contract provisions in respect of design analysis and drawings rests with design consultants

|                           |            |               |
|---------------------------|------------|---------------|
| NO OBJECTION BY NMRC LTD. |            |               |
| MGR (Arch)                | DGM (E&M)  | DGM (S&T)     |
| DGM (Design)              | DGM (RS)   | DGM (TEL/AFC) |
| GM (D&P)                  | SDGM (P&T) | SDGM (S&T)    |
| MGR (TRACK)               | GM (RS&E)  | SDGM (S&T)    |
| DGM (CIVIL)               |            | GM (S&T)      |
| JGM (Civil)               |            |               |
| GM (Technical)            |            |               |
| CIVIL                     | E&M        | S & T         |

ARCHITECT SIGN & STAMP:  
VJAY DIGAMBAR KULKARNI  
DIRECTOR ,ATKV CONSULTANTS PVT LTD

DRAWING TITLE:  
HEAD OF DEPARTMENT-03  
PLAN,RCP,ELEVATIONS

DATE :  
23-09-2024

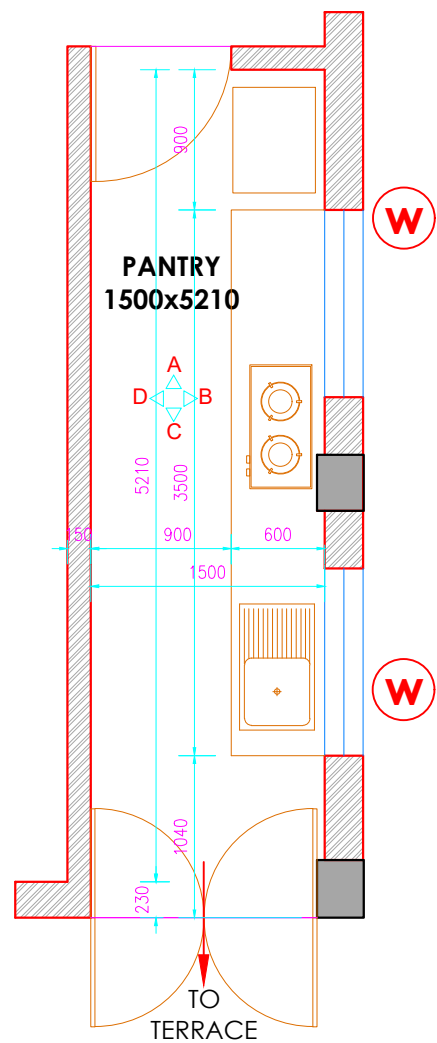
SCALE :  
1-50  
A3 SHEET

DRAWN BY : CHIRANJEEV RAY

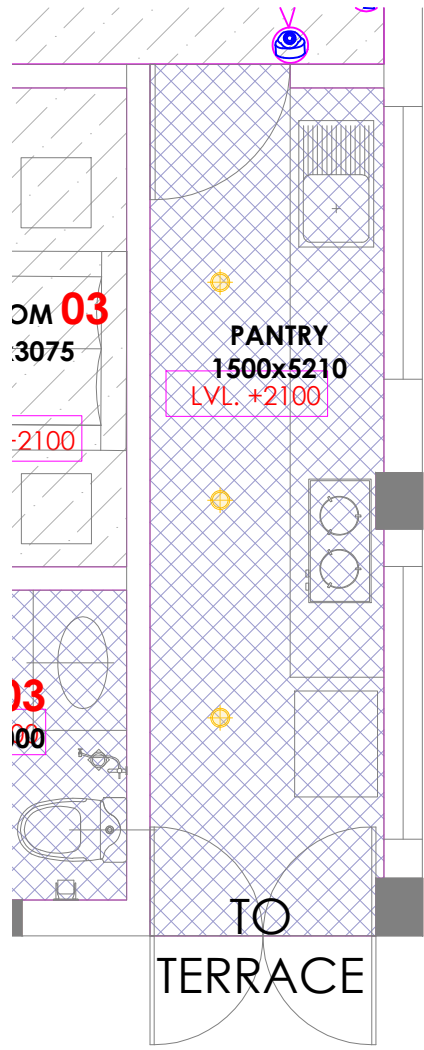
DRAWING NO  
NMRC\_ARCH\_ELE\_HOD\_11

REVISION  
R2

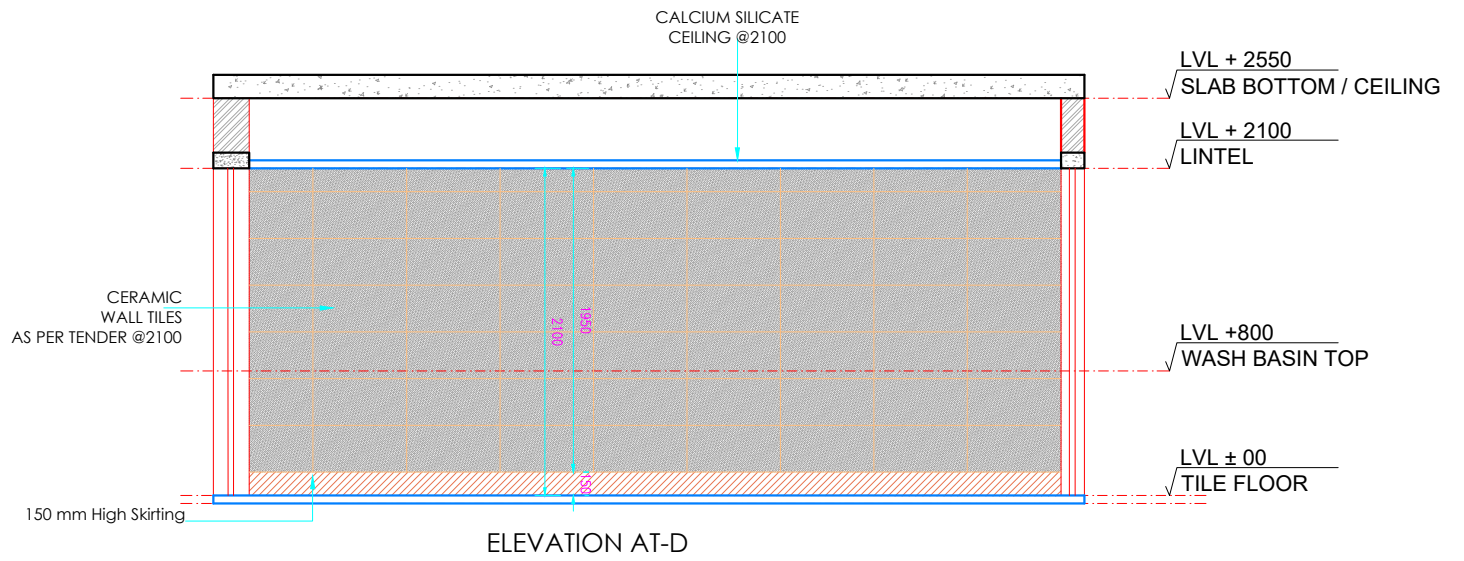
CHECKD BY : V.K



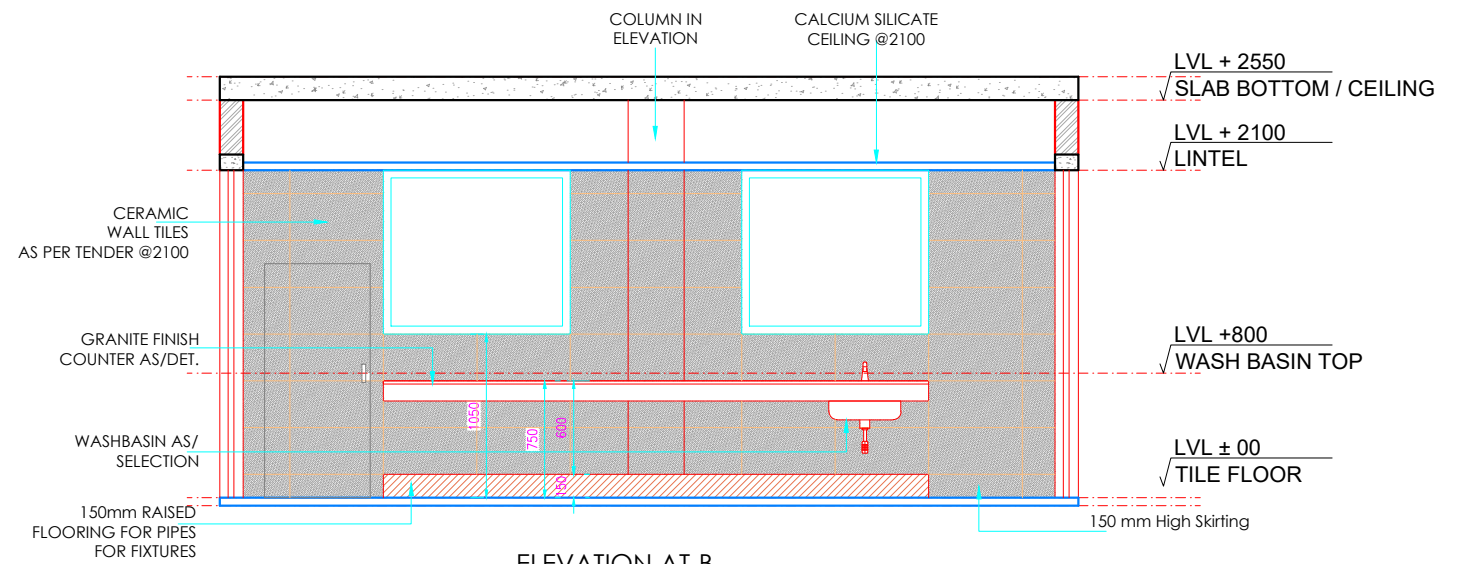
LAYOUT PLAN



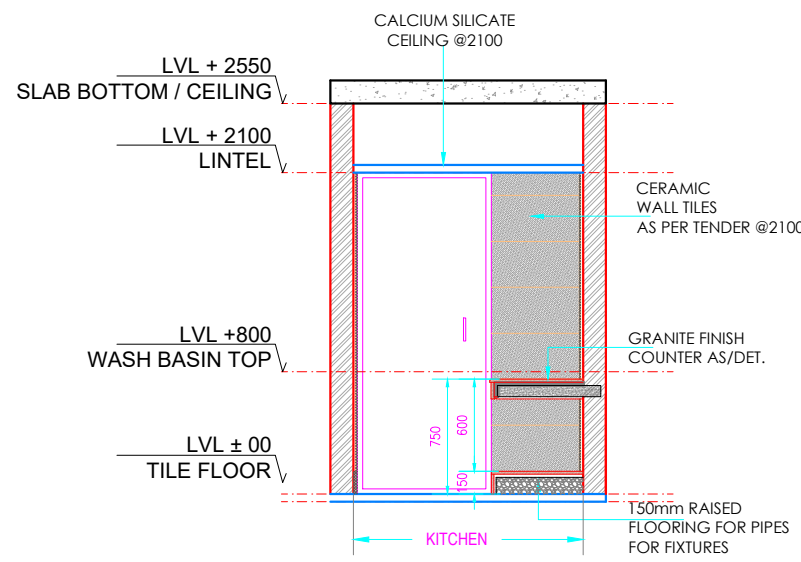
REFLECTED CEILING PLAN



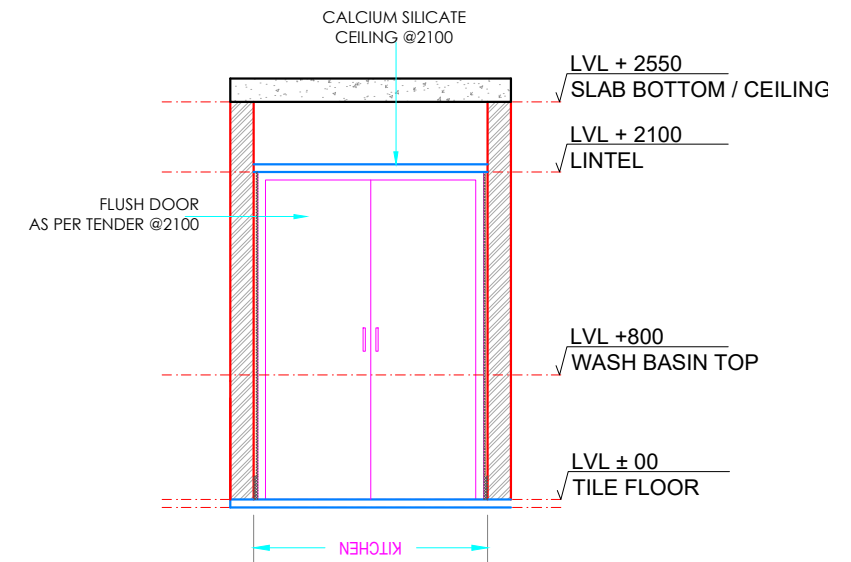
ELEVATION AT-D



ELEVATION AT-B



ELEVATION AT-A



ELEVATION AT-C

| LIGHTING LEGEND |                 | CEILING MATERIAL LEGEND |   |
|-----------------|-----------------|-------------------------|---|
|                 | Slim F.L. TUBE  |                         | LAMINATE  |
|                 | SPOT LIGHT      |                         | CALCIUM SILICATE  |
|                 | CEILING SPEAKER |                         | GYPSUM CEILING  |
|                 | SMOKE DETECTOR  |                         | WOOD FINISH ALUMINIUM BAFFLE & FIBRE CEMENT BOARD /BASOTECH |
|                 | COVE LIGHT      |                         | FIBREX ACOUSTIC TILES /PLASTER+PAINT                        |

**GENERAL NOTES:**

1. ALL DIMENSIONS AND LEVELS ARE IN MILLIMETERS , UNTIL OTHERWISE MENTIONED.
2. ALL DIMENSIONS ARE TO BE READ AND NOT MEASURED.
3. DIMENSIONS OF R.C.C. WALLS IN THE SCHEDULED ARE INDICATIVE AND MAY VARY AS PER FINAL STRUCTURAL DESIGN.
4. MINIMUM INTERNAL CLEARANCES ARE MANDATORY.
5. CLEAR HEIGHTS GIVEN IN SECTIONS ARE SUBJECT TO STRUCTURAL DESIGNS.
6. REFER SEPARATE DRAWINGS FOR PLUMBING ELECTRICAL HVAC FIREFIGHTING & STRUCTURE.
7. FHC NICHE SHOULD BE AS PER FIRE DRAWINGS.

CLIENT:



PROJECT:

INTERIOR OF PROJECT OFFICE AT 2ND FLOOR OF GANGA SHOPPING COMPLEX-CIVIL,ELECTRICAL & OTHER MISC. WORKS

ARCHITECT:

ATKV CONSULTANTS PVT. LTD.  
E-107 (LOWER GROUND FLOOR ) G.K.-II  
NEW DELHI-110048  
PH.NO. 40536580,29214906 TEL. FAX: 29214906

QUALITY ASSURANCE

The responsibility of control,check and verification accuracy, correctness, completeness, integration and full compliance of contract provisions in respect of design analysis and drawings rests with design consultants

| NO OBJECTION BY NMRC LTD. |            |              |  |
|---------------------------|------------|--------------|--|
| MGR (Arch)                | DGM (E&M)  | DGM (S&T)    |  |
| DGM (Design)              | DGM (RS)   | DGM (TE&A/C) |  |
| GM (S&M)                  | SDGM (P&T) | SDGM (S&T)   |  |
| MGR (TRACK)               | GM (R&M)   | GM (S&T)     |  |
| DGM (CIVIL)               |            |              |  |
| JGM (Civil)               |            |              |  |
| GM (Technical)            |            |              |  |
| CIVIL                     | E&M        | S & T        |  |

ARCHITECT SIGN & STAMP:



DRAWING TITLE:

PANTRY PLAN,RCP,ELEVATIONS

DRAWN BY : CHIRANJEEV RAY

CHECKD BY : V.K

DATE :

23-09-2024

DRAWING NO

NMRC\_ARCH\_ELE\_PANTRY\_14

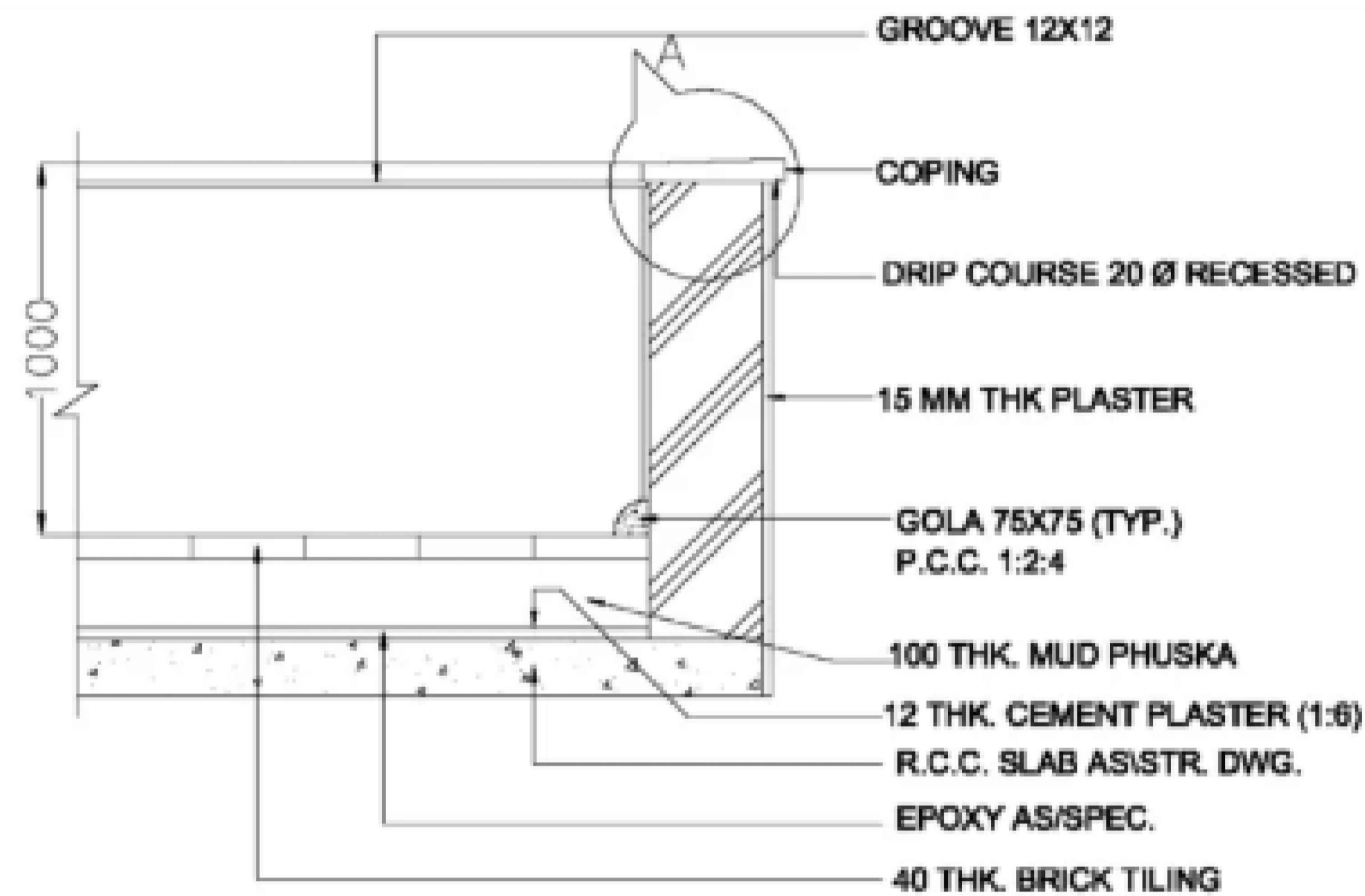
SCALE :

1-50

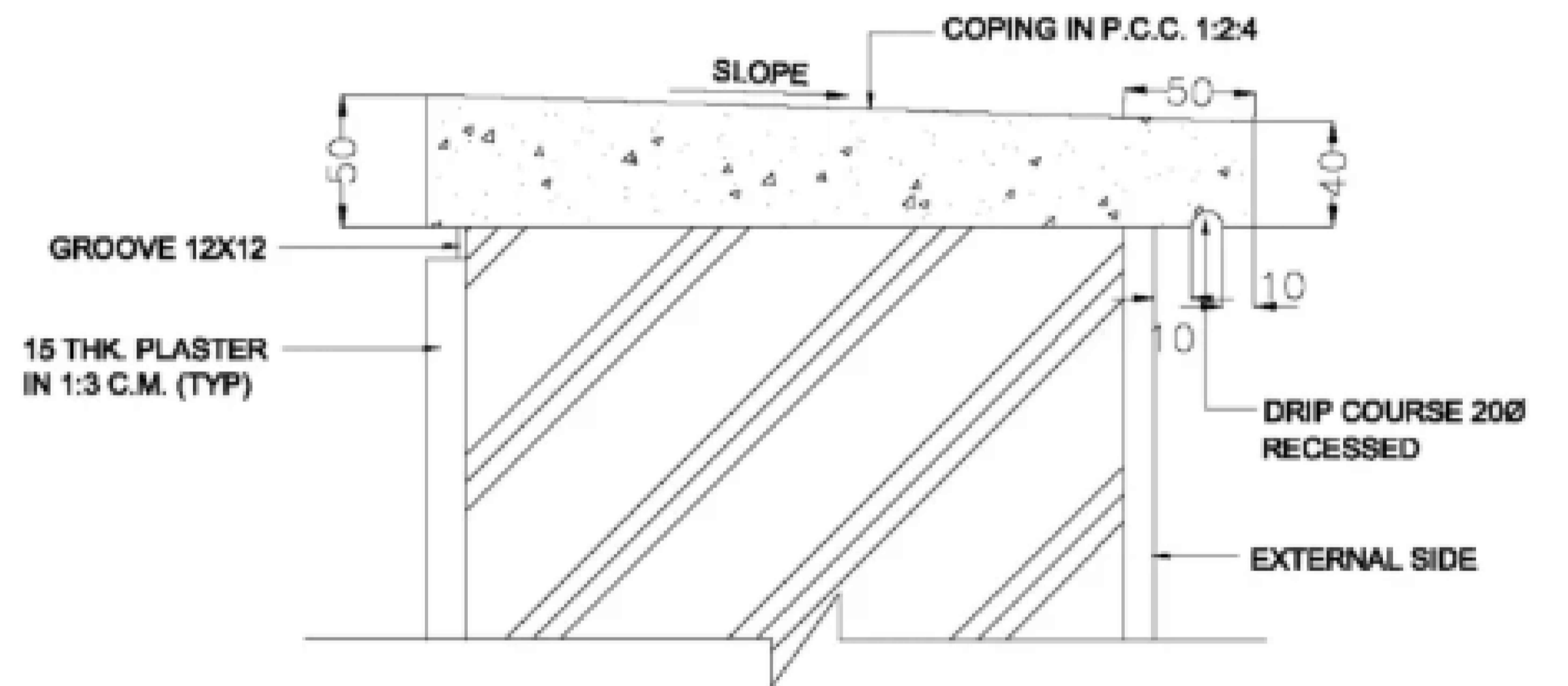
A3 SHEET

REVISION

R2



**TYP. PARAPET WALL DETAIL**



**DETAIL-A  
TYP. COPING DETAIL**



**KEYPLAN SHOWING DETAIL FOR TERRACE**

**GENERAL NOTES:**

1. ALL DIMENSIONS AND LEVELS ARE IN MILLIMETERS , UNTIL OTHERWISE MENTIONED.
2. ALL DIMENSIONS ARE TO BE READ AND NOT MEASURED.
3. DIMENSIONS OF R.C.C .WALLS IN THE SCHEDULED ARE INDICATIVE AND MAY VARY AS PER FINAL STRUCTURAL DESIGN.
4. MINIMUM INTERNAL CLEARANCES ARE MANDATORY.
5. CLEAR HEIGHTS GIVEN IN SECTIONS ARE SUBJECT TO STRUCTURAL DESIGNS.
6. REFER SEPARATE DRAWINGS FOR PLUMBING ELECTRICAL HVAC FIREFIGHTING & STRUCTURE.
7. FHC NICHE SHOULD BE AS PER FIRE DRAWINGS.



**PROJECT:**  
INTERIOR OF PROJECT OFFICE AT 2ND FLOOR OF GANGA SHOPPING COMPLEX-CIVIL,ELECTRICAL & OTHER MISC. WORKS

**ARCHITECT:**  
ATKV CONSULTANTS PVT. LTD.  
E-107 (LOWER GROUND FLOOR ) G.K.-II  
NEW DELHI-110048  
PH.NO. 40536580,29214906 TEL. FAX: 29214906

**QUALITY ASSURANCE**  
**The responsibility of control,check and verification accuracy, correctness, completeness, integration and full compliance of contract provisions in respect of design analysis and drawings rests with design consultants**

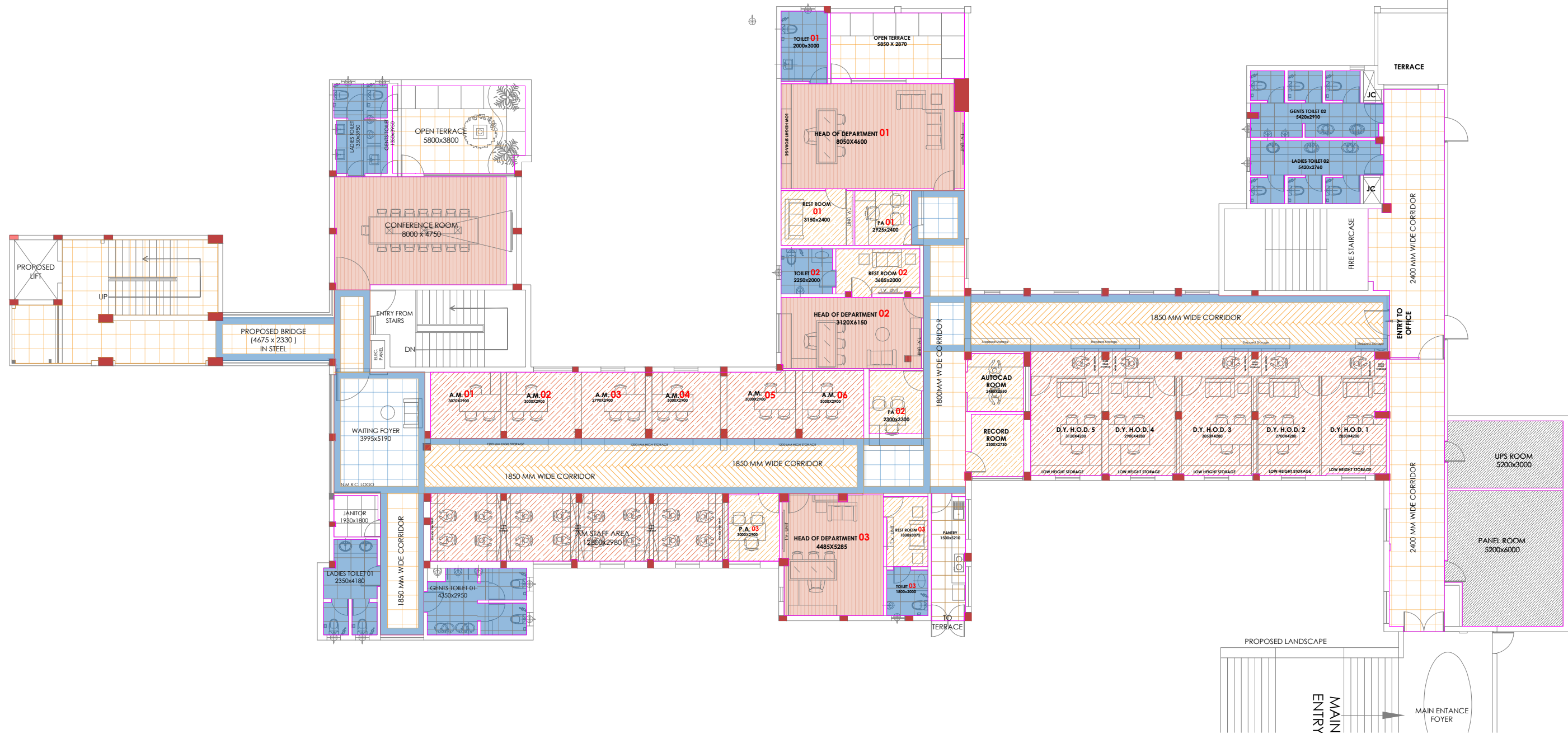
|                           |            |               |
|---------------------------|------------|---------------|
| NO OBJECTION BY NMRC LTD. |            |               |
| MGR (Arch)                | DGM (E&M)  | DGM (S&T)     |
| DGM (Design)              | DGM (RS)   | DGM (TEL/AFC) |
| GM (D&P)                  | SDGM (P&T) | SDGM (S&T)    |
| MGR (TRACK)               | GM (RS&E)  | GM (S&T)      |
| DGM (CIVIL)               |            |               |
| JGM (Civil)               |            |               |
| GM (Technical)            |            |               |
| CIVIL                     | E&M        | S & T         |

**ARCHITECT SIGN & STAMP:**  
VJAY DIGAMBAR KULKARNI  
DIRECTOR ,ATKV CONSULTANTS PVT.LTD

**DRAWING TITLE:**  
TYPICAL TERRACE  
PARAPET WALL DETAILS  
**DRAWN BY :** CHIRANJEEV RAY  
**CHECKD BY :** V.K

**DATE :** 30-12-2024  
**SCALE :** 1-10  
**DRAWING NO**  
NMRC\_ARCH\_PARAPET\_16

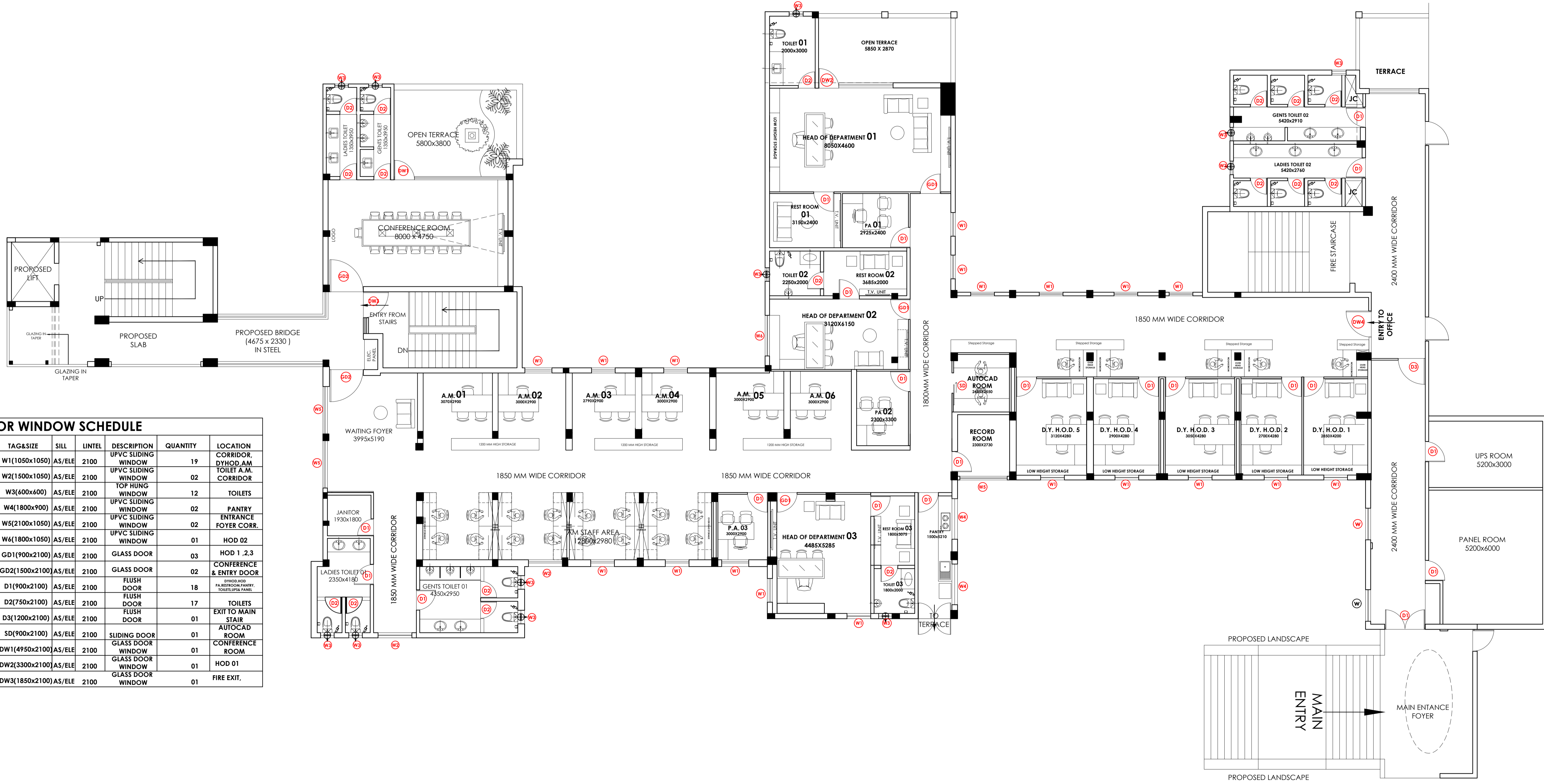
**A3 SHEET**  
**REVISION R0**



| FLOORING MATERIAL LEGEND |                                    |
|--------------------------|------------------------------------|
|                          | LAMINATE FLOORING                  |
|                          | GRANITE BORDER                     |
|                          | DESIGNER GLAZED VITRIFIED TILES    |
|                          | 600x600MM VITRIFIED TILES          |
|                          | PLAIN CONCRETE FLOORING            |
|                          | 200x1200MM GLAZED VITRIFIED TILES  |
|                          | 600x600MM ANTISKID VITRIFIED TILES |
|                          | 1000x1000MM HEAT RESISTANT TILES   |
|                          | WOODEN DECK FLOORING               |

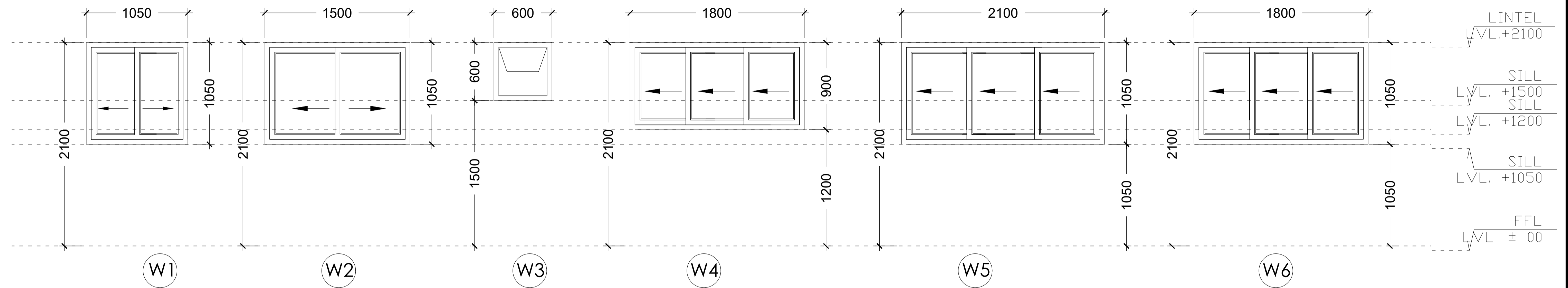
- GENERAL NOTES:**
1. ALL DIMENSIONS AND LEVELS ARE IN MILLIMETERS , UNTIL OTHERWISE MENTIONED.
  2. ALL DIMENSIONS ARE TO BE READ AND NOT MEASURED.
  3. DIMENSIONS OF R.C.C WALLS IN THE SCHEDULED ARE INDICATIVE AND MAY VARY AS PER FINAL STRUCTURAL DESIGN.
  4. MINIMUM INTERNAL CLEARANCES ARE MANDATORY.
  5. CLEAR HEIGHTS GIVEN IN SECTIONS ARE SUBJECT TO STRUCTURAL DESIGNS.
  6. REFER SEPARATE DRAWINGS FOR PLUMBING ELECTRICAL HVAC FIREFIGHTING & STRUCTURE.
  7. FHC NICHE SHOULD BE AS PER FIRE DRAWINGS.

|   |   |   |   |   |            |           |           |              |           |               |           |            |             |             |          |          |             |  |  |           |  |  |                |  |  |       |     |       |   |   |   |   |                 |
|---|---|---|---|---|------------|-----------|-----------|--------------|-----------|---------------|-----------|------------|-------------|-------------|----------|----------|-------------|--|--|-----------|--|--|----------------|--|--|-------|-----|-------|---|---|---|---|-----------------|
| <b>CLIENT:</b><br><br>Noida Metro Rail Corporation Ltd. | <b>PROJECT:</b><br>INTERIOR OF PROJECT OFFICE AT 2ND FLOOR OF GANGA SHOPPING COMPLEX-CIVIL,ELECTRICAL & OTHER MISC. WORKS | <b>ARCHITECT:</b><br>ATKV CONSULTANTS PVT. LTD.<br>E-107 (LOWER GROUND FLOOR ) G.K.-II<br>NEW DELHI-110048<br>PH.NO. 40536580,29214906 TEL. FAX: 29214906 | <b>QUALITY ASSURANCE</b><br><br>The responsibility of control,check and verification accuracy, correctness, completeness, integration and full compliance of contract provisions in respect of design analysis and drawings rests with design consultants | <b>NO OBJECTION BY NMRC LTD.</b><br><table border="1"> <tr> <td>MGR (Arch)</td> <td>DGM (E&amp;M)</td> <td>DGM (S&amp;T)</td> </tr> <tr> <td>DGM (Design)</td> <td>DGM (R&amp;I)</td> <td>DGM (TEL/A/C)</td> </tr> <tr> <td>DGM (S&amp;M)</td> <td>SIGM (P&amp;T)</td> <td>RIDGM (S&amp;T)</td> </tr> <tr> <td>MGR (TRACK)</td> <td>GM (R&amp;M)</td> <td>GM (S&amp;T)</td> </tr> <tr> <td>DGM (CIVIL)</td> <td></td> <td></td> </tr> <tr> <td>JGM (CHG)</td> <td></td> <td></td> </tr> <tr> <td>GM (Technical)</td> <td></td> <td></td> </tr> <tr> <td>CIVIL</td> <td>E&amp;M</td> <td>S &amp; T</td> </tr> </table> | MGR (Arch) | DGM (E&M) | DGM (S&T) | DGM (Design) | DGM (R&I) | DGM (TEL/A/C) | DGM (S&M) | SIGM (P&T) | RIDGM (S&T) | MGR (TRACK) | GM (R&M) | GM (S&T) | DGM (CIVIL) |  |  | JGM (CHG) |  |  | GM (Technical) |  |  | CIVIL | E&M | S & T | <b>ARCHITECT SIGN &amp; STAMP:</b><br><br>VJAY DIGAMBAR KULKARNI<br>DIRECTOR ,ATKV CONSULTANTS PVT.LTD. | <b>DRAWING TITLE:</b><br>SECOND FLOOR FLOORING PLAN<br><br><b>DRAWN BY :</b> CHIRANJEEV RAY<br><br><b>CHECKD BY :</b> V.K | <b>DATE :</b><br>23-09-2024<br><br><b>DRAWING NO</b><br>NMRC_ARCH_SFFLRG_06 | <b>SCALE :</b><br>1-100<br><br><b>REVISION</b><br><b>R2</b> | <b>A3 SHEET</b> |
|   |   |   |   | MGR (Arch)  | DGM (E&M)  | DGM (S&T) |           |              |           |               |           |            |             |             |          |          |             |  |  |           |  |  |                |  |  |       |     |       |   |   |   |   |                 |
| DGM (Design)  | DGM (R&I)   | DGM (TEL/A/C)   |   |   |            |           |           |              |           |               |           |            |             |             |          |          |             |  |  |           |  |  |                |  |  |       |     |       |   |   |   |   |                 |
| DGM (S&M)   | SIGM (P&T)  | RIDGM (S&T)   |   |   |            |           |           |              |           |               |           |            |             |             |          |          |             |  |  |           |  |  |                |  |  |       |     |       |   |   |   |   |                 |
| MGR (TRACK)   | GM (R&M)  | GM (S&T)  |   |   |            |           |           |              |           |               |           |            |             |             |          |          |             |  |  |           |  |  |                |  |  |       |     |       |   |   |   |   |                 |
| DGM (CIVIL)   |   |   |   |   |            |           |           |              |           |               |           |            |             |             |          |          |             |  |  |           |  |  |                |  |  |       |     |       |   |   |   |   |                 |
| JGM (CHG)   |   |   |   |   |            |           |           |              |           |               |           |            |             |             |          |          |             |  |  |           |  |  |                |  |  |       |     |       |   |   |   |   |                 |
| GM (Technical)  |   |   |   |   |            |           |           |              |           |               |           |            |             |             |          |          |             |  |  |           |  |  |                |  |  |       |     |       |   |   |   |   |                 |
| CIVIL   | E&M   | S & T   |   |   |            |           |           |              |           |               |           |            |             |             |          |          |             |  |  |           |  |  |                |  |  |       |     |       |   |   |   |   |                 |



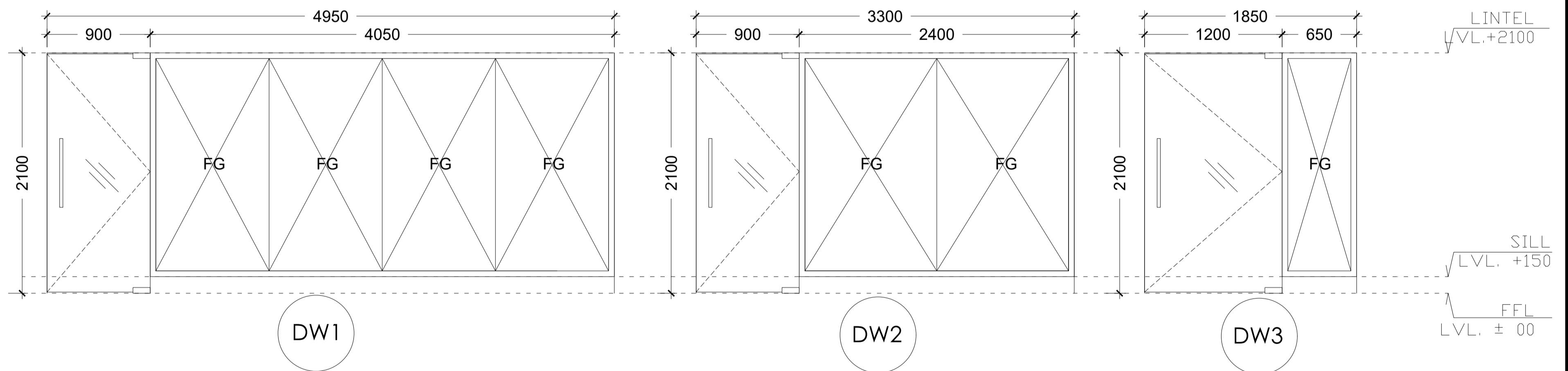
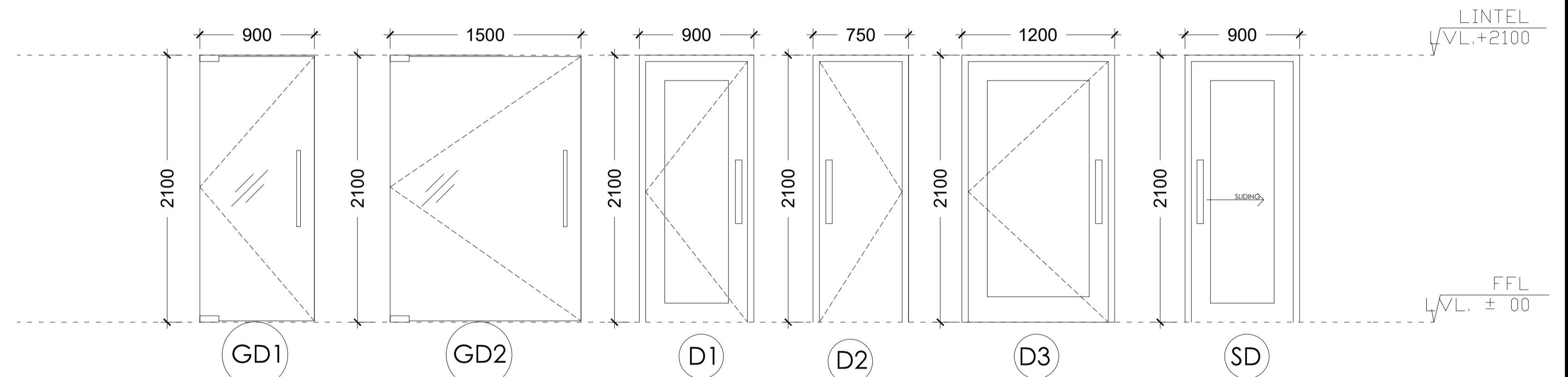
| DOOR WINDOW SCHEDULE |                |        |        |                     |          |   |
|----------------------|----------------|--------|--------|---------------------|----------|---|
| SL.NO                | TAG&SIZE       | SILL   | LINTEL | DESCRIPTION         | QUANTITY | LOCATION                                  |
| 1                    | W1(1050x1050)  | AS/ELE | 2100   | UPVC SLIDING WINDOW | 19       | CORRIDOR, DYHOD AM CORRIDOR               |
| 2                    | W2(1500x1050)  | AS/ELE | 2100   | UPVC SLIDING WINDOW | 02       | TOILET A.M. CORRIDOR                      |
| 3                    | W3(600x600)    | AS/ELE | 2100   | TOP HUNG WINDOW     | 12       | TOILETS                                   |
| 4                    | W4(1800x900)   | AS/ELE | 2100   | UPVC SLIDING WINDOW | 02       | PANTRY                                    |
| 5                    | W5(2100x1050)  | AS/ELE | 2100   | UPVC SLIDING WINDOW | 02       | ENTRANCE FOYER CORR.                      |
| 6                    | W6(1800x1050)  | AS/ELE | 2100   | UPVC SLIDING WINDOW | 01       | HOD 02                                    |
| 7                    | GD1(900x2100)  | AS/ELE | 2100   | GLASS DOOR          | 03       | HOD 1, 2,3                                |
| 8                    | GD2(1500x2100) | AS/ELE | 2100   | GLASS DOOR          | 02       | CONFERENCE & ENTRY DOOR                   |
| 9                    | D1(900x2100)   | AS/ELE | 2100   | FLUSH DOOR          | 18       | ENTRANCE TO PANTRY, TOILETS, LIFT & PANEL |
| 10                   | D2(750x2100)   | AS/ELE | 2100   | FLUSH DOOR          | 17       | TOILETS                                   |
| 11                   | D3(1200x2100)  | AS/ELE | 2100   | FLUSH DOOR          | 01       | EXIT TO MAIN STAIR                        |
| 11                   | SD(900x2100)   | AS/ELE | 2100   | SLIDING DOOR        | 01       | AUTOCAD ROOM                              |
| 12                   | DW1(4950x2100) | AS/ELE | 2100   | GLASS DOOR WINDOW   | 01       | CONFERENCE ROOM                           |
| 13                   | DW2(3300x2100) | AS/ELE | 2100   | GLASS DOOR WINDOW   | 01       | HOD 01                                    |
| 14                   | DW3(1850x2100) | AS/ELE | 2100   | GLASS DOOR WINDOW   | 01       | FIRE EXIT.                                |

|   |   |   |   |  |   |   |                              |                    |
|---|---|---|---|--|---|---|------------------------------|--------------------|
| <b>CLIENT:</b><br><br>Noida Metro Rail Corporation Ltd. | <b>PROJECT:</b><br>INTERIOR OF PROJECT OFFICE AT 2ND FLOOR OF GANGA SHOPPING COMPLEX-CIVIL,ELECTRICAL & OTHER MISC. WORKS | <b>ARCHITECT:</b><br>ATKV CONSULTANTS PVT. LTD.<br>E-107 (LOWER GROUND FLOOR ) G.K.-II<br>NEW DELHI-110048<br>PH.NO. 40536580,29214906 TEL. FAX: 29214906 | <b>QUALITY ASSURANCE</b><br>The responsibility of control,check and verification accuracy, correctness, completeness, integration and full compliance of contract provisions in respect of design analysis and drawings rests with design consultants | <b>ARCHITECT SIGN &amp; STAMP:</b><br><br>VIJAY DIGAMBAR KULKARNI<br>DIRECTOR ,ATKV CONSULTANTS<br>PVT LTD | <b>DRAWING TITLE:</b><br>INTERIOR LAYOUT PLAN<br>SECOND FLOOR | <b>DATE :</b><br>18-12-2024             | <b>SCALE :</b><br>1-100      | <b>A3</b><br>SHEET |
|   |   |   |   |  | <b>DRAWN BY :</b> CHIRANJEEV RAY<br><b>CHECKD BY :</b> V.K    | <b>DRAWING NO</b><br>NMRC_ARCH_SFPLN_02 | <b>REVISION</b><br><b>R3</b> |                    |



### DOOR WINDOW SCHEDULE

| SL.NO | TAG&SIZE       | SILL   | LINTEL | DESCRIPTION         | QUANTITY | LOCATION   |
|-------|----------------|--------|--------|---------------------|----------|--|
| 1     | W1(1050x1050)  | AS/ELE | 2100   | UPVC SLIDING WINDOW | 19       | CORRIDOR, DYHOD, AM TOILET A.M. CORRIDOR             |
| 2     | W2(1500x1050)  | AS/ELE | 2100   | UPVC SLIDING WINDOW | 02       | TOILETS  |
| 3     | W3(600x600)    | AS/ELE | 2100   | TOP HUNG WINDOW     | 12       | TOILETS  |
| 4     | W4(1800x900)   | AS/ELE | 2100   | UPVC SLIDING WINDOW | 02       | PANTRY   |
| 5     | W5(2100x1050)  | AS/ELE | 2100   | UPVC SLIDING WINDOW | 02       | ENTRANCE FOYER CORR.                                 |
| 6     | W6(1800x1050)  | AS/ELE | 2100   | UPVC SLIDING WINDOW | 01       | HOD 02   |
| 7     | GD1(900x2100)  | AS/ELE | 2100   | GLASS DOOR          | 03       | HOD 1, 2, 3  |
| 8     | GD2(1500x2100) | AS/ELE | 2100   | GLASS DOOR          | 02       | CONFERENCE & ENTRY DOOR                              |
| 9     | D1(900x2100)   | AS/ELE | 2100   | FLUSH DOOR          | 18       | DYHOD, HOD PA, RESTROOM, PANTRY, TOILETS, UPS& PANEL |
| 10    | D2(750x2100)   | AS/ELE | 2100   | FLUSH DOOR          | 17       | TOILETS  |
| 11    | D3(1200x2100)  | AS/ELE | 2100   | FLUSH DOOR          | 01       | EXIT TO MAIN STAIR                                   |
| 11    | SD(900x2100)   | AS/ELE | 2100   | SLIDING DOOR        | 01       | AUTOCAD ROOM   |
| 12    | DW1(4950x2100) | AS/ELE | 2100   | GLASS DOOR WINDOW   | 01       | CONFERENCE ROOM                                      |
| 13    | DW2(3300x2100) | AS/ELE | 2100   | GLASS DOOR WINDOW   | 01       | HOD 01   |
| 14    | DW3(1850x2100) | AS/ELE | 2100   | GLASS DOOR WINDOW   | 01       | FIRE EXIT,   |



#### GENERAL NOTES:

- ALL DIMENSIONS AND LEVELS ARE IN MILLIMETERS , UNTIL OTHERWISE MENTIONED.
- ALL DIMENSIONS ARE TO BE READ AND NOT MEASURED.
- DIMENSIONS OF R.C.C. WALLS IN THE SCHEDULED ARE INDICATIVE AND MAY VARY AS PER FINAL STRUCTURAL DESIGN.
- MINIMUM INTERNAL CLEARANCES ARE MANDATORY.
- CLEAR HEIGHTS GIVEN IN SECTIONS ARE SUBJECT TO STRUCTURAL DESIGNS.
- REFER SEPARATE DRAWINGS FOR PLUMBING ELECTRICAL HVAC FIREFIGHTING & STRUCTURE.
- FHC NICHE SHOULD BE AS PER FIRE DRAWINGS.

CLIENT:



PROJECT:

INTERIOR OF PROJECT OFFICE AT 2ND FLOOR OF GANGA SHOPPING COMPLEX-CIVIL,ELECTRICAL & OTHER MISC. WORKS

ARCHITECT:

ATKV CONSULTANTS PVT. LTD.  
E-107 (LOWER GROUND FLOOR ) G.K.-II  
NEW DELHI-110048  
PH.NO. 40536580,29214906 TEL. FAX: 29214906

QUALITY ASSURANCE

The responsibility of control,check and verification accuracy, correctness, completeness, integration and full compliance of contract provisions in respect of design analysis and drawings rests with design consultants

| NO OBJECTION BY NMRC LTD. |            |                |
|---------------------------|------------|----------------|
| MGR (Arch)                | DGM (E&M)  | DGM (S&T)      |
| DGM (Design)              | DGM (RS)   | DGM (TEL/AFPC) |
| GM (D&P)                  | SDGM (P&T) |                |
| MGR (TRACK)               | GM (RS&E)  | SDGM (S&T)     |
| DGM (CIVIL)               |            | GM (S&T)       |
| JGM (Civil)               |            |                |
| GM (Technical)            |            |                |
| CIVIL                     | E&M        | S & T          |

ARCHITECT SIGN & STAMP:



DRAWING TITLE:  
SECOND FLOOR DOOR WINDOW SCHEDULE

DRAWN BY : CHIRANJEEV RAY

CHECKD BY : V.K

DATE :

18-12-2024

SCALE :

1-50  
1-20

A3 SHEET

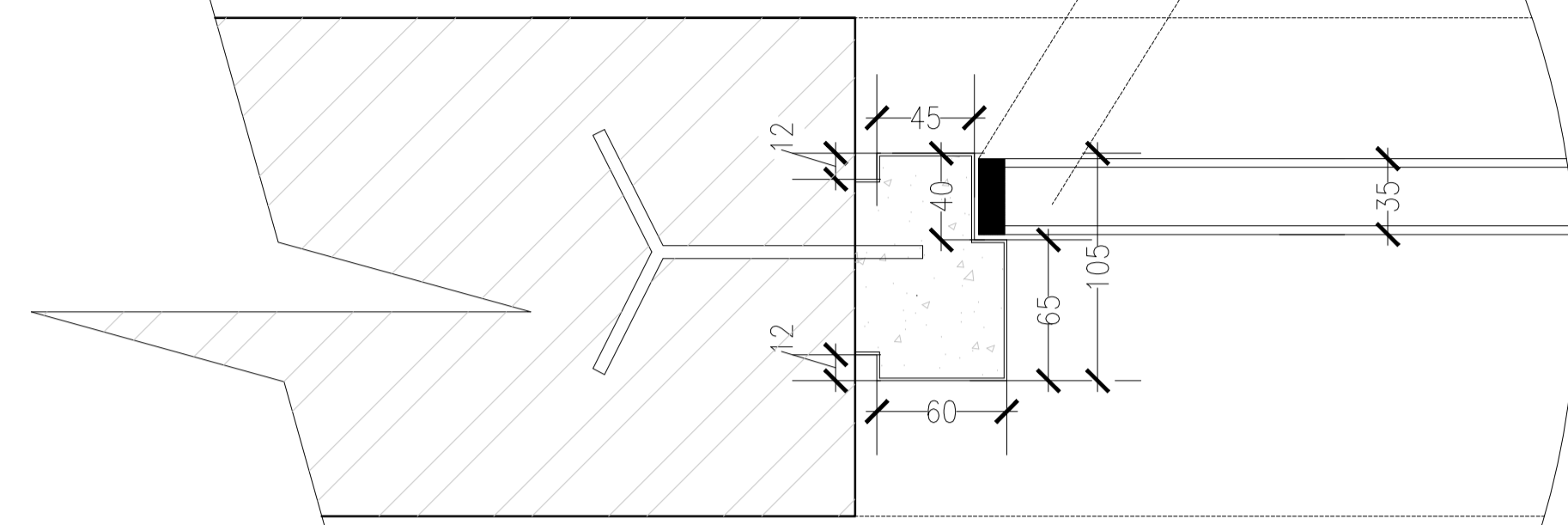
DRAWING NO

NMRC\_ARCH\_DW\_02

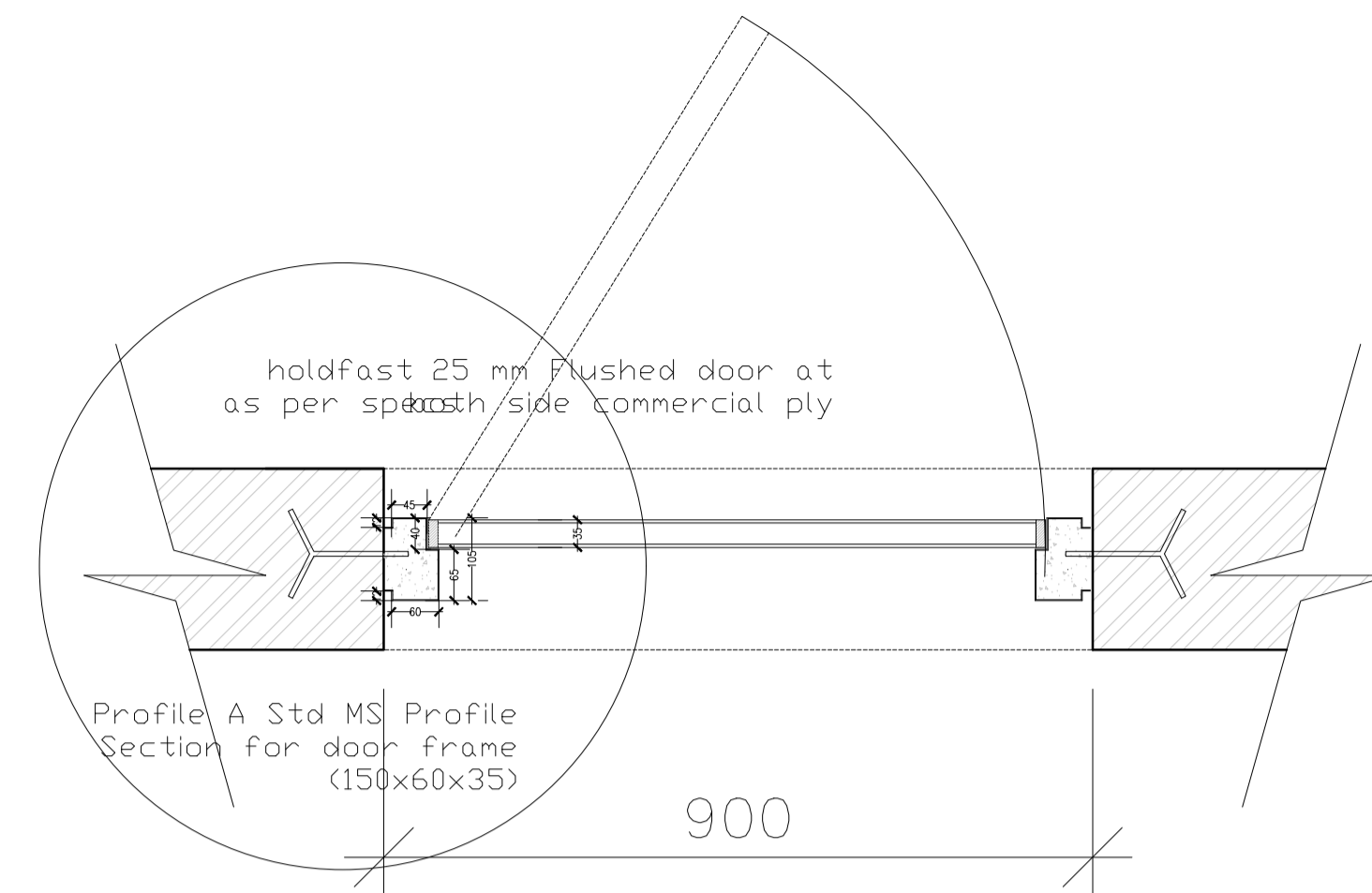
REVISION

R0

holdfast 25 mm Flushed door at as per spec side commercial ply



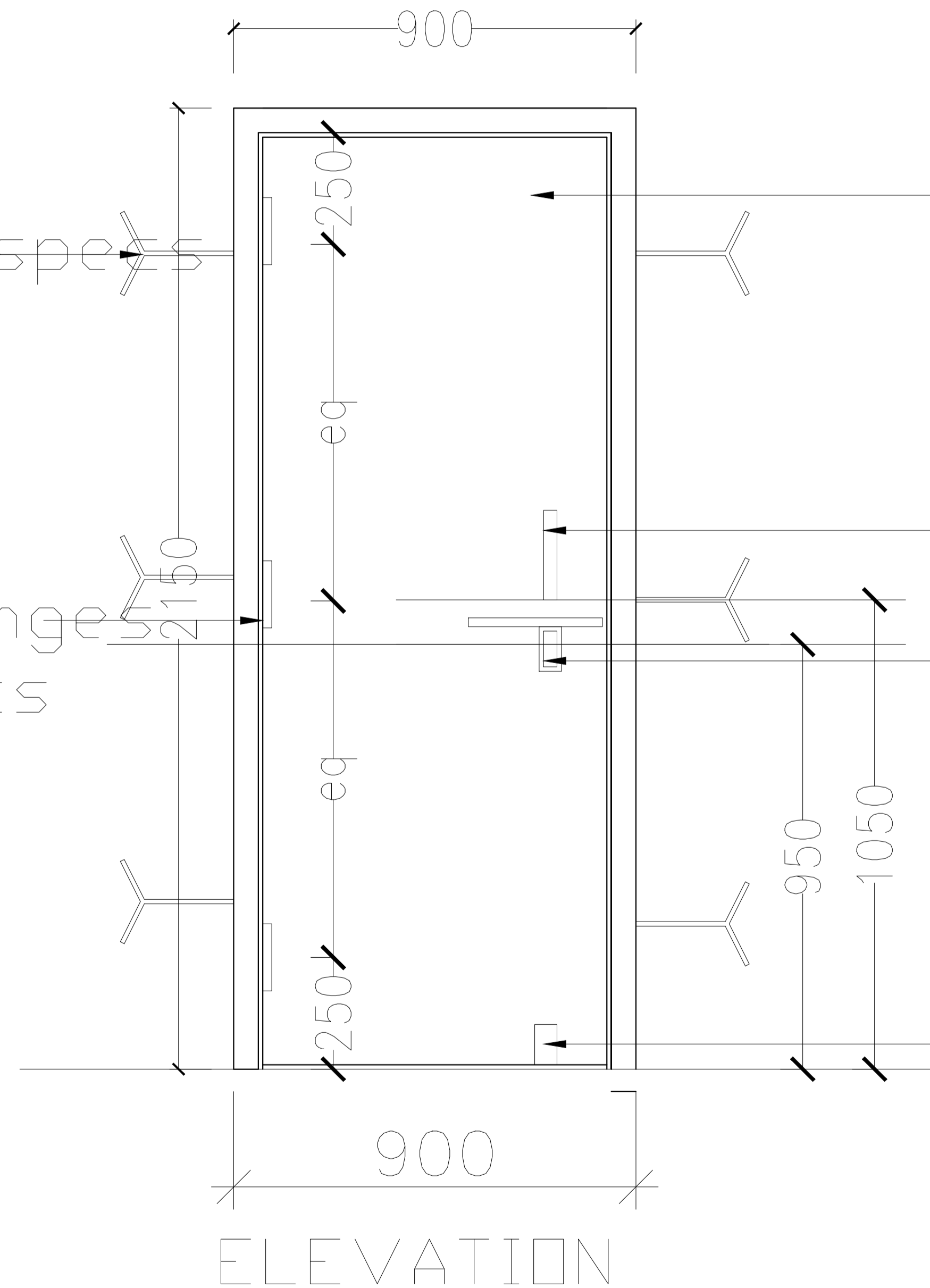
Profile A Std MS Profile Section for door frame (150x60x35)



PLAN

holdfast as/specs

butt hinges as/specs



ELEVATION

flushed door as/specs

Handles as/specs front and back

Aldrops as/specs front and back

door stopper as/specs

**GENERAL NOTES:**

1. ALL DIMENSIONS AND LEVELS ARE IN MILLIMETERS , UNTIL OTHERWISE MENTIONED.
2. ALL DIMENSIONS ARE TO BE READ AND NOT MEASURED.
3. DIMENSIONS OF R.C.C .WALLS IN THE SCHEDULED ARE INDICATIVE AND MAY VARY AS PER FINAL STRUCTURAL DESIGN.
4. MINIMUM INTERNAL CLEARANCES ARE MANDATORY.
5. CLEAR HEIGHTS GIVEN IN SECTIONS ARE SUBJECT TO STRUCTURAL DESIGNS.
6. REFER SEPARATE DRAWINGS FOR PLUMBING ELECTRICAL HVAC FIREFIGHTING & STRUCTURE.
7. FHC NICHE SHOULD BE AS PER FIRE DRAWINGS.

CLIENT:



PROJECT:

INTERIOR OF PROJECT OFFICE AT 2ND FLOOR OF GANGA SHOPPING COMPLEX-CIVIL,ELECTRICAL & OTHER MISC. WORKS

ARCHITECT:

ATKV CONSULTANTS PVT. LTD.  
E-107 (LOWER GROUND FLOOR ) G.K.-II  
NEW DELHI-110048  
PH.NO. 40536580,29214906 TEL. FAX: 29214906

QUALITY ASSURANCE

The responsibility of control,check and verification accuracy, correctness, completeness, integration and full compliance of contract provisions in respect of design analysis and drawings rests with design consultants

| NO OBJECTION BY NMRC LTD. |            |               |
|---------------------------|------------|---------------|
| MGR (Arch)                | DGM (E&M)  | DGM (S&T)     |
| DGM (Design)              | DGM (RS)   | DGM (TELAFPC) |
| GM (D&P)                  | SDGM (P&T) | SDGM (S&T)    |
| MGR (TRACK)               | GM (RS&E)  | GM (S&T)      |
| DGM (CIVIL)               |            |               |
| JGM (Civil)               |            |               |
| GM (Technical)            |            |               |
| CIVIL                     | E&M        | S & T         |

ARCHITECT SIGN & STAMP:



DRAWING TITLE:  
TYPICAL FLUSH DOOR  
DETAIL

DRAWN BY : CHIRANJEEV RAY

CHECKD BY : V.K

DATE :

18-12-2024

SCALE :

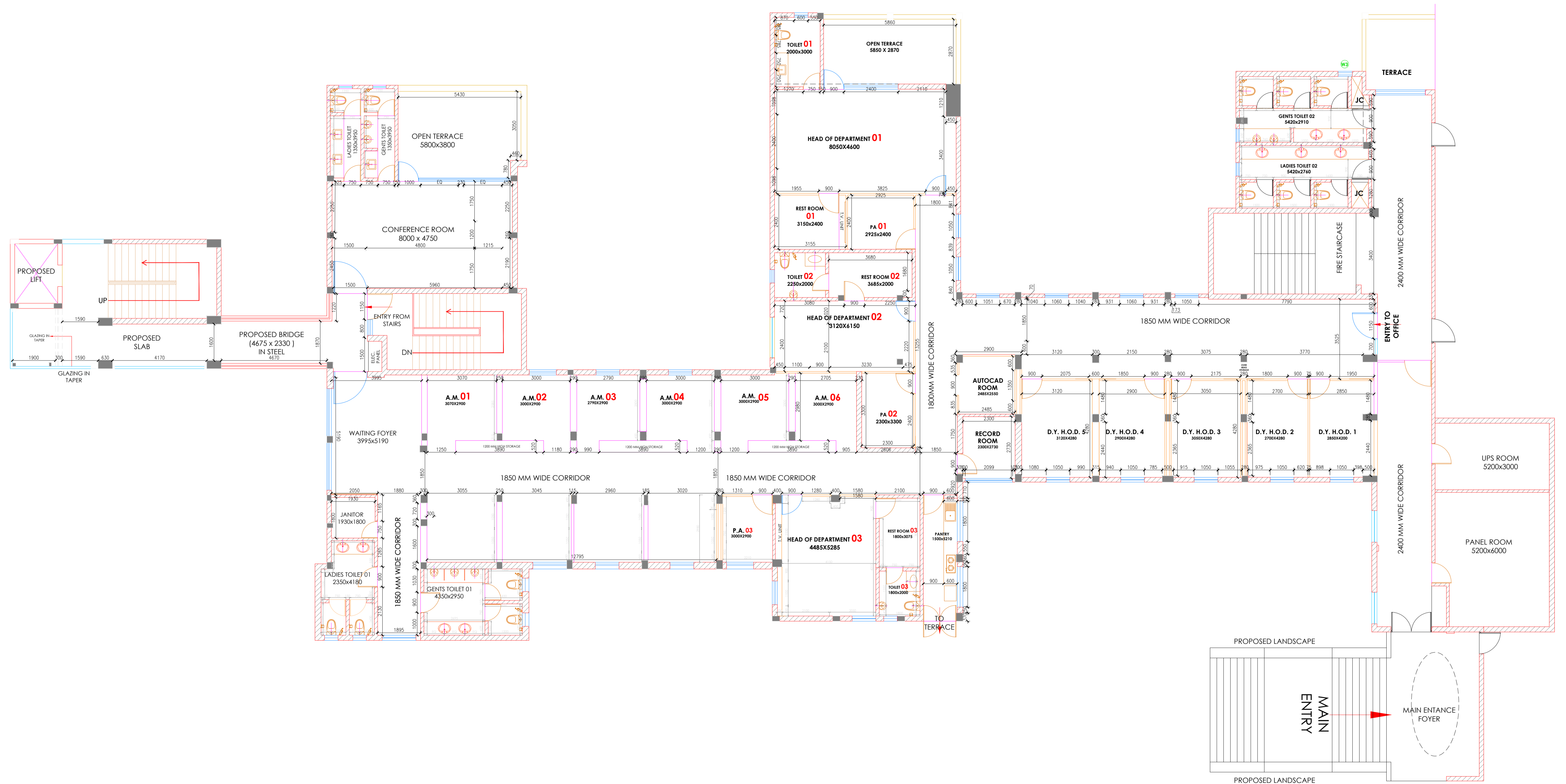
1-50  
1-20

A3  
SHEET


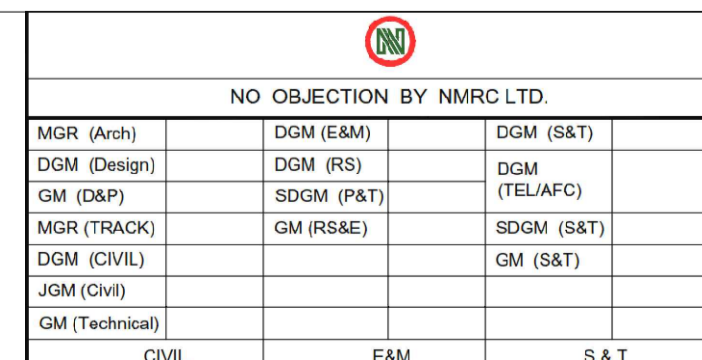

DRAWING NO

NMRC\_ARCH\_DW\_03

REVISION  
R0



- FULL HEIGHT PARTITION 2100mm HIGH
- LOW HEIGHT PARTITION 1200mm HIGH
- BRICK WALL

|   |   |   |   |  |  |   |                             |                         |   |
|---|---|---|---|--|--|---|-----------------------------|-------------------------|---|
| <br><b>Noida Metro</b><br><small>Noida Metro Rail Corporation Ltd.</small> | <b>PROJECT:</b><br>INTERIOR OF PROJECT OFFICE AT 2ND FLOOR OF GANGA SHOPPING COMPLEX-CIVIL,ELECTRICAL & OTHER MISC. WORKS | <b>ARCHITECT:</b><br>ATKV CONSULTANTS PVT. LTD.<br>E-107 (LOWER GROUND FLOOR ) G.K.-II<br>NEW DELHI-110048<br>PH.NO. 40536580,29214906 TEL. FAX: 29214906 | <b>QUALITY ASSURANCE</b><br>The responsibility of control,check and verification accuracy, correctness, completeness, integration and full compliance of contract provisions in respect of design analysis and drawings rests with design consultants | <br>NO OBJECTION BY NMRC LTD. | <b>ARCHITECT SIGN &amp; STAMP:</b><br><br>VIJAY DIGAMBAR KULKARNI<br>DIRECTOR ,ATKV CONSULTANTS PVT LTD | <b>DRAWING TITLE:</b><br>BRICKWORK & PARTITION LAYOUT<br><b>DRAWN BY :</b> CHIRANJEEV RAY<br><b>CHECKD BY :</b> V.K | <b>DATE :</b><br>30-12-2024 | <b>SCALE :</b><br>1-100 | <b>A3</b><br>SHEET<br><b>R3</b><br>REVISION |
|   | <b>DRAWING NO</b><br>NMRC_ARCH_SFPLNDIM_03  |   |   |  |  |   |                             |                         |   |



**LIGHTING LEGEND**

|   |                 |
|---|-----------------|
| — | Slim F.L. TUBE  |
| • | SPOT LIGHT      |
| ○ | CEILING SPEAKER |
| ● | SMOKE DETECTOR  |
| □ | COVE LIGHT      |

**CEILING MATERIAL LEGEND**

|           |   |
|-----------|---|
| [Pattern] | LAMINATE  |
| [Pattern] | CALCIUM SILICATE  |
| [Pattern] | GYPSUM CEILING  |
| [Pattern] | WOOD FINISH ALUMINIUM BAFFLE & FIBRE CEMENT BOARD /BASOTECH |
| [Pattern] | FIBREX ACOUSTIC TILES /PLASTER+PAINT                        |

- GENERAL NOTES:**
1. ALL DIMENSIONS AND LEVELS ARE IN MILLIMETERS , UNTIL OTHERWISE MENTIONED.
  2. ALL DIMENSIONS ARE TO BE READ AND NOT MEASURED.
  3. DIMENSIONS OF R.C.C WALLS IN THE SCHEDULED ARE INDICATIVE AND MAY VARY AS PER FINAL STRUCTURAL DESIGN.
  4. MINIMUM INTERNAL CLEARANCES ARE MANDATORY.
  5. CLEAR HEIGHTS GIVEN IN SECTIONS ARE SUBJECT TO STRUCTURAL DESIGNS.
  6. REFER SEPARATE DRAWINGS FOR PLUMBING ELECTRICAL HVAC FIREFIGHTING & STRUCTURE.
  7. FHC NICHE SHOULD BE AS PER FIRE DRAWINGS.



**CLIENT:**  
Noida Metro Rail Corporation Ltd.

**PROJECT:**  
INTERIOR OF PROJECT OFFICE AT 2ND FLOOR OF GANGA SHOPPING COMPLEX-CIVIL,ELECTRICAL & OTHER MISC. WORKS

**ARCHITECT:**  
ATKV CONSULTANTS PVT. LTD.  
E-107 (LOWER GROUND FLOOR ) G.K.-II  
NEW DELHI-110048  
PH.NO. 40536580,29214906 TEL. FAX: 29214906

**QUALITY ASSURANCE**

The responsibility of control,check and verification accuracy, correctness, completeness, integration and full compliance of contract provisions in respect of design analysis and drawings rests with design consultants

NO OBJECTION BY NMRC LTD.

|                |            |               |
|----------------|------------|---------------|
| MGR (Arch)     | DGM (E&M)  | DGM (S&T)     |
| DGM (Height)   | DGM (RS)   | DGM (TEL/A/C) |
| GM (S&M)       | SDGM (P&T) | RDGM (S&T)    |
| MGR (TRACKS)   | GM (R&M)   | GM (S&T)      |
| DGM (CIVIL)    |            |               |
| GM (Mech/Elec) |            |               |
| CIVIL          | E&M        | S & T         |

**ARCHITECT SIGN & STAMP:**

VIJAY DIGAMBAR KULKARNI  
DIRECTOR ,ATKV CONSULTANTS PVT.LTD.

**DRAWING TITLE:**  
SECOND FLOOR REFLECTED CEILING PLAN

**DRAWN BY :** CHIRANJEEV RAY

**CHECKD BY :** V.K

**DATE :** 23-09-2024

**DRAWING NO**  
NMRC\_ARCH\_SFRCP\_05



**SCALE :** 1-100

**A3 SHEET**

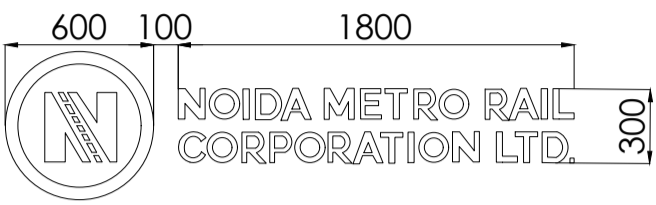
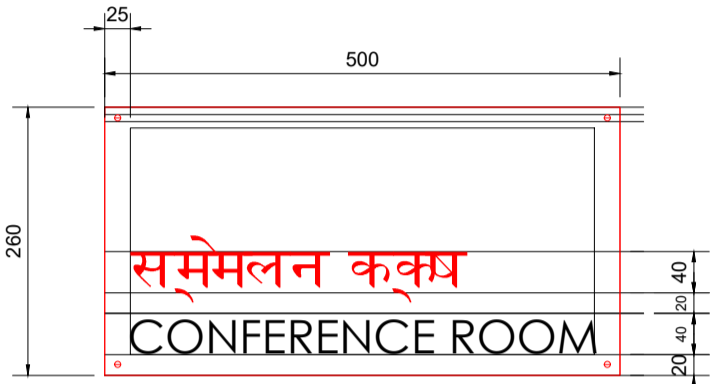
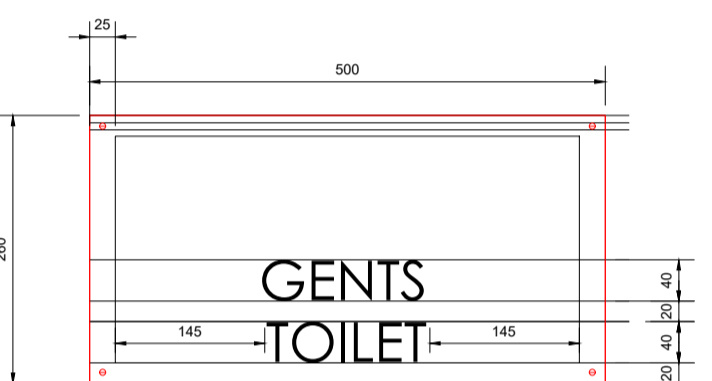
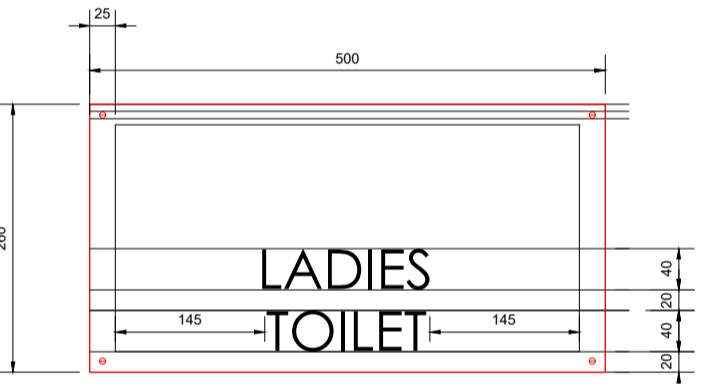
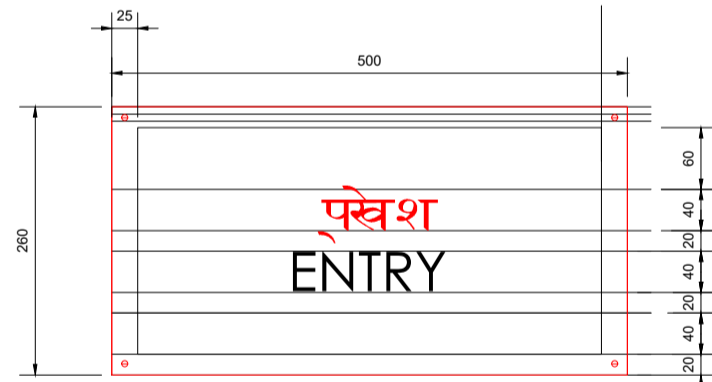

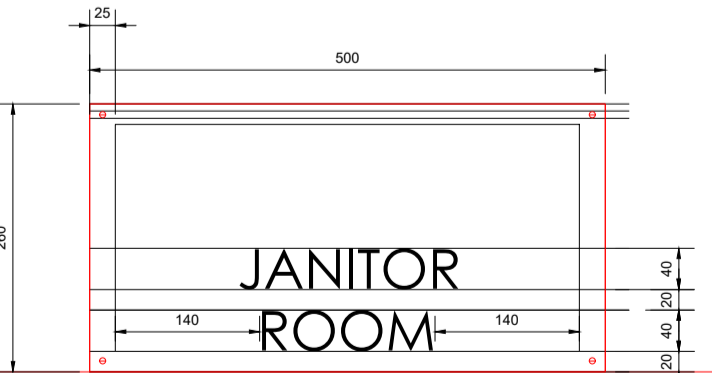
**REVISION**  
**R2**



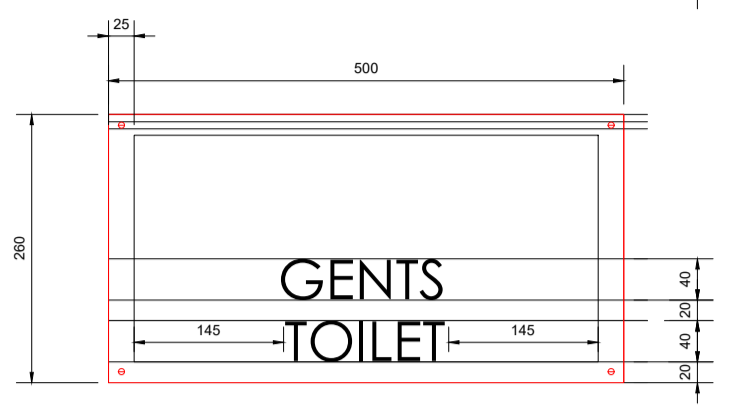
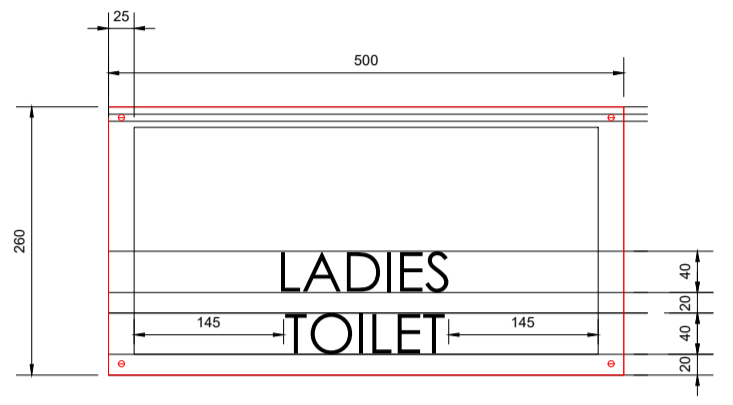

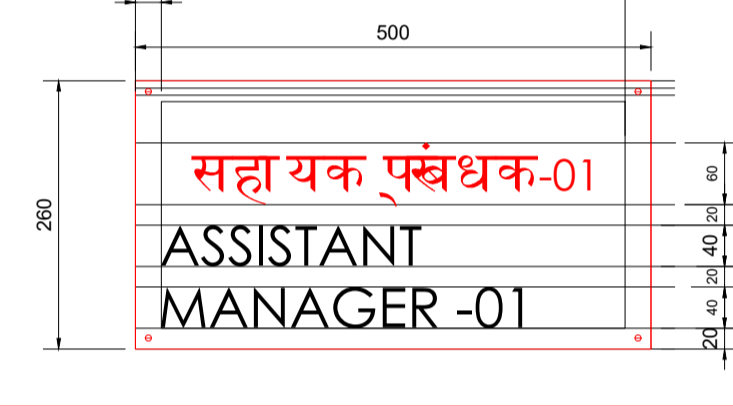
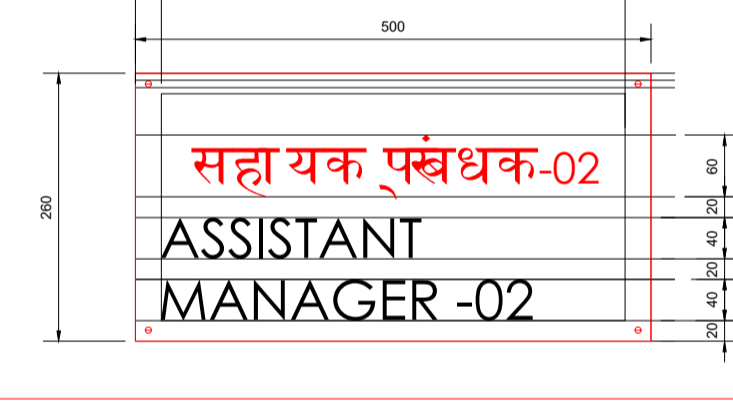
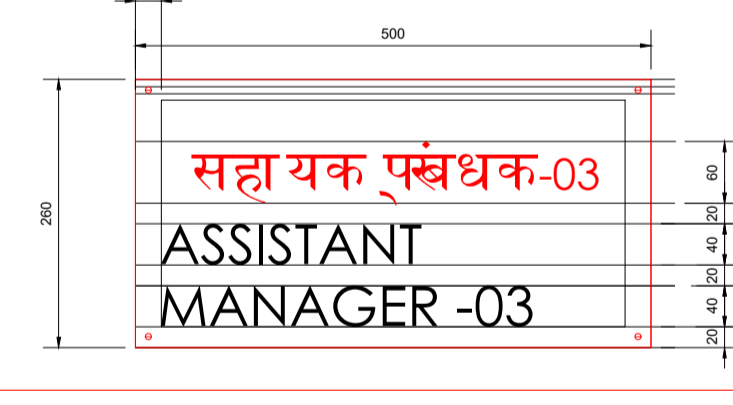
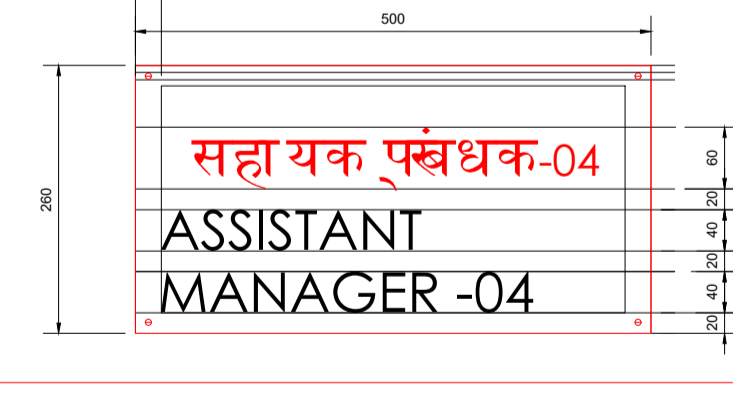
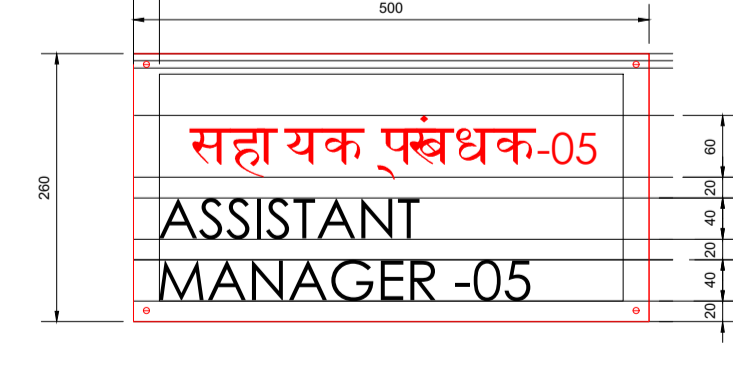
**REFERE SIGNAGE SHEET FOR LEGEND AND DIMENSIONS**

|   |   |   |  |  |            |           |           |              |          |               |          |            |            |             |           |            |             |  |          |             |  |  |                |  |  |       |     |       |   |   |                             |                         |                    |
|---|---|---|--|--|------------|-----------|-----------|--------------|----------|---------------|----------|------------|------------|-------------|-----------|------------|-------------|--|----------|-------------|--|--|----------------|--|--|-------|-----|-------|---|---|-----------------------------|-------------------------|--------------------|
| <br><b>NOIDA METRO</b><br><small>Noida Metro Rail Corporation Ltd.</small> | <b>PROJECT:</b><br>INTERIOR OF PROJECT OFFICE AT 2ND FLOOR OF GANGA SHOPPING COMPLEX-CIVIL,ELECTRICAL & OTHER MISC. WORKS | <b>ARCHITECT:</b><br>ATKV CONSULTANTS PVT. LTD.<br>E-107 (LOWER GROUND FLOOR ) G.K.-II<br>NEW DELHI-110048<br>PH.NO. 40536580,29214906 TEL. FAX: 29214906 | <b>QUALITY ASSURANCE</b><br><br><b>The responsibility of control,check and verification accuracy, correctness, completeness, integration and full compliance of contract provisions in respect of design analysis and drawings rests with design consultants</b> | NO OBJECTION BY NMRC LTD.<br><table border="1"> <tr> <td>MGR (Arch)</td> <td>DGM (E&amp;M)</td> <td>DGM (S&amp;T)</td> </tr> <tr> <td>DGM (Design)</td> <td>DGM (RS)</td> <td>DGM (TEL/AFC)</td> </tr> <tr> <td>GM (D&amp;P)</td> <td>SDGM (P&amp;T)</td> <td>SDGM (S&amp;T)</td> </tr> <tr> <td>MGR (TRACK)</td> <td>GM (RS&amp;E)</td> <td>SDGM (S&amp;T)</td> </tr> <tr> <td>DGM (CIVIL)</td> <td></td> <td>GM (S&amp;T)</td> </tr> <tr> <td>JGM (Civil)</td> <td></td> <td></td> </tr> <tr> <td>GM (Technical)</td> <td></td> <td></td> </tr> <tr> <td>CIVIL</td> <td>E&amp;M</td> <td>S &amp; T</td> </tr> </table> | MGR (Arch) | DGM (E&M) | DGM (S&T) | DGM (Design) | DGM (RS) | DGM (TEL/AFC) | GM (D&P) | SDGM (P&T) | SDGM (S&T) | MGR (TRACK) | GM (RS&E) | SDGM (S&T) | DGM (CIVIL) |  | GM (S&T) | JGM (Civil) |  |  | GM (Technical) |  |  | CIVIL | E&M | S & T | <b>ARCHITECT SIGN &amp; STAMP:</b><br><br>VIJAY DIGAMBAR KULKARNI<br>DIRECTOR ,ATKV CONSULTANTS<br>PVT LTD | <b>DRAWING TITLE:</b><br>SIGNAGE LAYOUT | <b>DATE :</b><br>20-12-2024 | <b>SCALE :</b><br>1-100 | <b>A3</b><br>SHEET |
|   |   |   |  | MGR (Arch)   | DGM (E&M)  | DGM (S&T) |           |              |          |               |          |            |            |             |           |            |             |  |          |             |  |  |                |  |  |       |     |       |   |   |                             |                         |                    |
| DGM (Design)  | DGM (RS)  | DGM (TEL/AFC)   |  |  |            |           |           |              |          |               |          |            |            |             |           |            |             |  |          |             |  |  |                |  |  |       |     |       |   |   |                             |                         |                    |
| GM (D&P)  | SDGM (P&T)  | SDGM (S&T)  |  |  |            |           |           |              |          |               |          |            |            |             |           |            |             |  |          |             |  |  |                |  |  |       |     |       |   |   |                             |                         |                    |
| MGR (TRACK)   | GM (RS&E)   | SDGM (S&T)  |  |  |            |           |           |              |          |               |          |            |            |             |           |            |             |  |          |             |  |  |                |  |  |       |     |       |   |   |                             |                         |                    |
| DGM (CIVIL)   |   | GM (S&T)  |  |  |            |           |           |              |          |               |          |            |            |             |           |            |             |  |          |             |  |  |                |  |  |       |     |       |   |   |                             |                         |                    |
| JGM (Civil)   |   |   |  |  |            |           |           |              |          |               |          |            |            |             |           |            |             |  |          |             |  |  |                |  |  |       |     |       |   |   |                             |                         |                    |
| GM (Technical)  |   |   |  |  |            |           |           |              |          |               |          |            |            |             |           |            |             |  |          |             |  |  |                |  |  |       |     |       |   |   |                             |                         |                    |
| CIVIL   | E&M   | S & T   |  |  |            |           |           |              |          |               |          |            |            |             |           |            |             |  |          |             |  |  |                |  |  |       |     |       |   |   |                             |                         |                    |
| <b>DRAWN BY :</b> CHIRANJEEV RAY<br><b>CHECKD BY :</b> V.K  | <b>DRAWING NO</b><br>NMRC_ARCH_SIGNAGE_01   | <b>REVISION</b><br><b>R0</b>  |  |  |            |           |           |              |          |               |          |            |            |             |           |            |             |  |          |             |  |  |                |  |  |       |     |       |   |   |                             |                         |                    |

# SIGN PLATE ON DOOR LVL 2000mm C/C FROM FFL

| SL.NO. | LEGEND  | DESCRIPTION & MATERIAL                                      | SIZE                                  | SYMBOL NO |
|--------|---|---|---------------------------------------|-----------|
| 01     |    | NMRC ENTRY<br>ACRYLIC BACKLIT<br>LOGO SIGNAGE               | 600 DIA LOGO<br>1800x300 NMRC SIGNAGE | 1         |
| 02     |    | CONFERENCE<br>ROOM ACRYLIC/S.S.<br>SIGNAGE                  | 500x260                               | 2         |
| 03     |    | CONFERENCE<br>ROOM GENTS<br>TOILET ACRYLIC/S.S.<br>SIGNAGE  | 500x260                               | 3         |
| 04     |   | CONFERENCE<br>ROOM LADIES<br>TOILET ACRYLIC/S.S.<br>SIGNAGE | 500x260                               | 4         |
| 05     |  | ENTRY DOOR<br>ACRYLIC/S.S.<br>SIGNAGE                       | 500x260                               | 5         |
| 06     |  | ACRYLIC BACKLIT<br>NMRC LOGO<br>ENRANCE FOYER               | 600 DIA LOGO<br>1800x300 NMRC SIGNAGE | 6         |
| 07     |  | JANITOR ROOM<br>ACRYLIC/S.S.<br>SIGNAGE                     | 500x260                               | 7         |

# SIGN PLATE ON DOOR LVL 2000mm C/C FROM FFL

|    |   |  |         |    |
|----|---|--|---------|----|
| 08 |    | GENTS TOILET<br>ACRYLIC/S.S.<br>SIGNAGE            | 500x260 | 8  |
| 09 |    | LADIES<br>TOILET ACRYLIC/S.S.<br>SIGNAGE           | 500x260 | 9  |
| 10 |    | ASSISTANT MANAGER<br>STAFF ACRYLIC/S.S.<br>SIGNAGE | 500x260 | 10 |
| 11 |   | ASSISTANT MANAGER - 01<br>ACRYLIC/S.S.<br>SIGNAGE  | 500x260 | 11 |
| 12 |  | ASSISTANT MANAGER - 01<br>ACRYLIC/S.S.<br>SIGNAGE  | 500x260 | 12 |
| 13 |  | ASSISTANT MANAGER - 01<br>ACRYLIC/S.S.<br>SIGNAGE  | 500x260 | 13 |
| 14 |  | ASSISTANT MANAGER - 01<br>ACRYLIC/S.S.<br>SIGNAGE  | 500x260 | 14 |
| 15 |  | ASSISTANT MANAGER - 01<br>ACRYLIC/S.S.<br>SIGNAGE  | 500x260 | 15 |

# SIGN PLATE ON DOOR LVL 2000mm C/C FROM FFL

| SL.NO. | LEGEND | DESCRIPTION & MATERIAL               | SIZE                                  | SYMBOL NO |
|--------|--------|--------------------------------------|---------------------------------------|-----------|
| 16     |        | ASSISTANT<br>MANAGER - 06<br>SIGNAGE | 500x260                               | 16        |
| 17     |        | HOD PA-02<br>ROOM SIGNAGE            | 500x260                               | 17        |
| 18     |        | HOD PA-03<br>ROOM SIGNAGE            | 500x260                               | 18        |
| 19     |        | HOD -03<br>ROOM SIGNAGE              | 500x260                               | 19        |
| 20     |        | HOD 3 BACKWALL<br>SIGNAGE            | 450 DIA LOGO<br>1200x260 NMRC SIGNAGE | 20        |
| 21     |        | HOD -3 RESTROOM<br>SIGNAGE           | 500x260                               | 21        |
| 22     |        | HOD-3 TOILET<br>SIGNAGE              | 500x260                               | 22        |

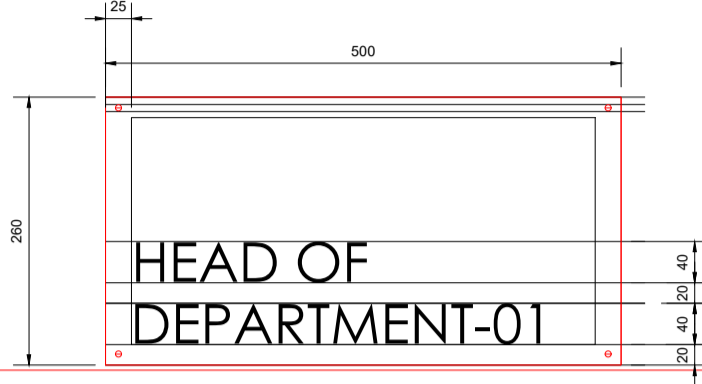
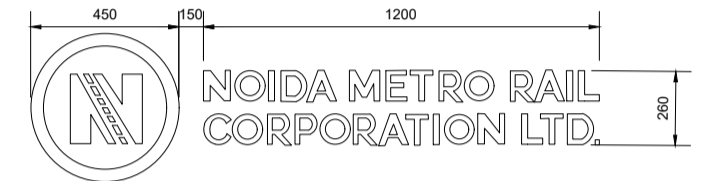

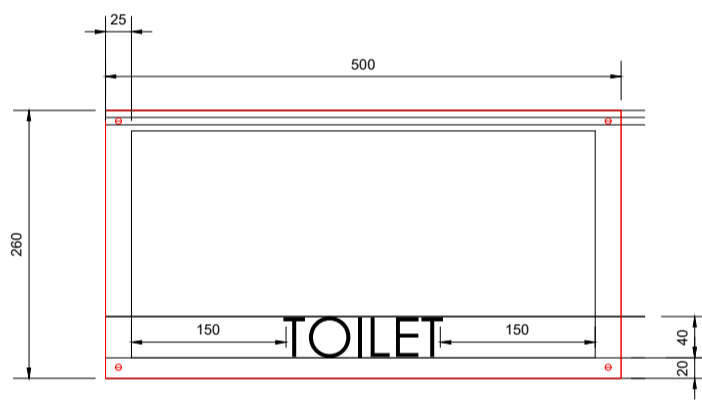

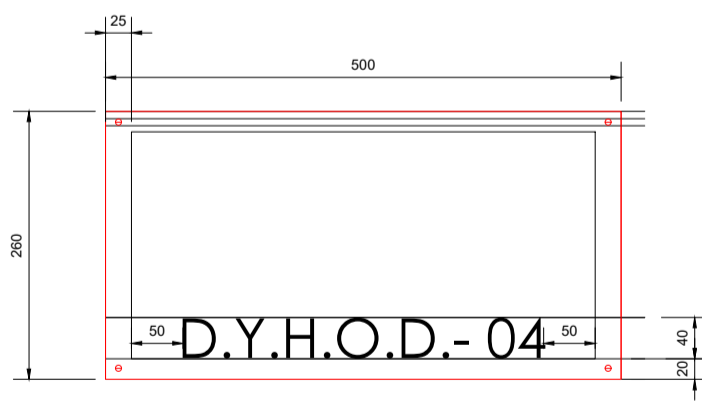
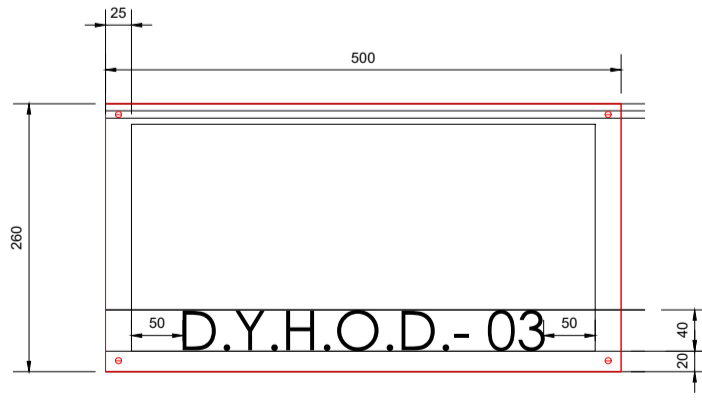
|  |   |   |   |  |            |           |           |              |          |               |          |            |               |             |           |            |             |           |          |             |  |  |                |  |  |  |  |                             |                         |                    |
|--|---|---|---|--|------------|-----------|-----------|--------------|----------|---------------|----------|------------|---------------|-------------|-----------|------------|-------------|-----------|----------|-------------|--|--|----------------|--|--|--|--|-----------------------------|-------------------------|--------------------|
| <b>CLIENT:</b><br><br>NOIDA METRO<br>Noida Metro Rail Corporation Ltd. | <b>PROJECT:</b><br>INTERIOR OF PROJECT OFFICE AT 2ND FLOOR OF GANGA SHOPPING COMPLEX-CIVIL,ELECTRICAL & OTHER MISC. WORKS | <b>ARCHITECT:</b><br>ATKV CONSULTANTS PVT. LTD.<br>E-107 (LOWER GROUND FLOOR ) G.K.-II<br>NEW DELHI-110048<br>PH.NO. 40536580,29214906 TEL. FAX: 29214906 | <b>QUALITY ASSURANCE</b><br>The responsibility of control,check and verification accuracy, correctness, completeness, integration and full compliance of contract provisions in respect of design analysis and drawings rests with design consultants | NO OBJECTION BY NMRC LTD.<br><table border="1"> <tr> <td>MGR (Arch)</td> <td>DGM (E&amp;M)</td> <td>DGM (S&amp;T)</td> </tr> <tr> <td>DGM (Design)</td> <td>DGM (RS)</td> <td>DGM (TEL/AFC)</td> </tr> <tr> <td>GM (DSP)</td> <td>SDGM (P&amp;T)</td> <td>DGM (TEL/AFC)</td> </tr> <tr> <td>MGR (TRACK)</td> <td>GM (RS&amp;E)</td> <td>SDGM (S&amp;T)</td> </tr> <tr> <td>DGM (CIVIL)</td> <td>GM (RS&amp;E)</td> <td>GM (S&amp;T)</td> </tr> <tr> <td>JGM (Civil)</td> <td></td> <td></td> </tr> <tr> <td>GM (Technical)</td> <td></td> <td></td> </tr> </table> | MGR (Arch) | DGM (E&M) | DGM (S&T) | DGM (Design) | DGM (RS) | DGM (TEL/AFC) | GM (DSP) | SDGM (P&T) | DGM (TEL/AFC) | MGR (TRACK) | GM (RS&E) | SDGM (S&T) | DGM (CIVIL) | GM (RS&E) | GM (S&T) | JGM (Civil) |  |  | GM (Technical) |  |  | <b>ARCHITECT SIGN &amp; STAMP:</b><br><br>VIJAY DIGAMBAR KULKARNI<br>DIRECTOR, ATKV CONSULTANTS PVT LTD. | <b>DRAWING TITLE:</b><br>SIGNAGE SHEET 3 | <b>DATE :</b><br>20-12-2024 | <b>SCALE :</b><br>1-100 | <b>A3</b><br>SHEET |
|  |   |   |   |  | MGR (Arch) | DGM (E&M) | DGM (S&T) |              |          |               |          |            |               |             |           |            |             |           |          |             |  |  |                |  |  |  |  |                             |                         |                    |
| DGM (Design)   | DGM (RS)  | DGM (TEL/AFC)   |   |  |            |           |           |              |          |               |          |            |               |             |           |            |             |           |          |             |  |  |                |  |  |  |  |                             |                         |                    |
| GM (DSP)   | SDGM (P&T)  | DGM (TEL/AFC)   |   |  |            |           |           |              |          |               |          |            |               |             |           |            |             |           |          |             |  |  |                |  |  |  |  |                             |                         |                    |
| MGR (TRACK)  | GM (RS&E)   | SDGM (S&T)  |   |  |            |           |           |              |          |               |          |            |               |             |           |            |             |           |          |             |  |  |                |  |  |  |  |                             |                         |                    |
| DGM (CIVIL)  | GM (RS&E)   | GM (S&T)  |   |  |            |           |           |              |          |               |          |            |               |             |           |            |             |           |          |             |  |  |                |  |  |  |  |                             |                         |                    |
| JGM (Civil)  |   |   |   |  |            |           |           |              |          |               |          |            |               |             |           |            |             |           |          |             |  |  |                |  |  |  |  |                             |                         |                    |
| GM (Technical)   |   |   |   |  |            |           |           |              |          |               |          |            |               |             |           |            |             |           |          |             |  |  |                |  |  |  |  |                             |                         |                    |
| <b>DRAWN BY :</b> CHIRANJEEV RAY                                       | <b>DRAWING NO</b><br>NMRC_ARCH_SIGNAGE_04   | <b>CHECKD BY :</b> V.K  | <b>REVISION</b><br><b>R</b>   |  |            |           |           |              |          |               |          |            |               |             |           |            |             |           |          |             |  |  |                |  |  |  |  |                             |                         |                    |

# SIGN PLATE ON DOOR LVL 2000mm C/C FROM FFL

|    |  |                         |                                       |    |
|----|--|-------------------------|---------------------------------------|----|
| 23 |  | PANTRY SIGNAGE          | 500x260                               | 23 |
| 24 |  | RECORD ROOM SIGNAGE     | 500x260                               | 24 |
| 25 |  | AUTOCAD ROOM SIGNAGE    | 500x260                               | 25 |
| 26 |  | HOD -02 ROOM SIGNAGE    | 500x260                               | 26 |
| 27 |  | HOD 2 BACKWALL SIGNAGE  | 450 DIA LOGO<br>1200x260 NMRC SIGNAGE | 27 |
| 28 |  | HOD -2 RESTROOM SIGNAGE | 500x260                               | 28 |
| 29 |  | HOD-2 TOILET SIGNAGE    | 500x260                               | 29 |
| 30 |  | HOD PA-01 ROOM SIGNAGE  | 500x260                               | 30 |

|  |   |   |   |   |                                   |                                    |                      |                    |
|--|---|---|---|---|-----------------------------------|------------------------------------|----------------------|--------------------|
| <b>CLIENT:</b><br><br>NOIDA METRO<br>Noida Metro Rail Corporation Ltd. | <b>PROJECT:</b><br>INTERIOR OF PROJECT OFFICE AT 2ND FLOOR OF GANGA SHOPPING COMPLEX-CIVIL,ELECTRICAL & OTHER MISC. WORKS | <b>ARCHITECT:</b><br>ATKV CONSULTANTS PVT. LTD.<br>E-107 (LOWER GROUND FLOOR ) G.K.-II<br>NEW DELHI-110048<br>PH.NO. 40536580,29214906 TEL. FAX: 29214906 | <b>QUALITY ASSURANCE</b><br>The responsibility of control,check and verification accuracy, correctness, completeness, integration and full compliance of contract provisions in respect of design analysis and drawings rests with design consultants | <b>ARCHITECT SIGN &amp; STAMP:</b><br><br>VIJAY DIGAMBAR KULKARNI<br>DIRECTOR ,ATKV CONSULTANTS PVT LTD | DRAWING TITLE:<br>SIGNAGE SHEET 4 | DATE :<br>20-12-2024               | SCALE :<br>1-100     | <b>A3</b><br>SHEET |
|  |   |   |   |   | DRAWN BY : CHIRANJEEV RAY         | DRAWING NO<br>NMRC_ARCH_SIGNAGE_05 | REVISION<br><b>R</b> |                    |







# SIGN PLATE ON DOOR LVL 2000mm C/C FROM FFL

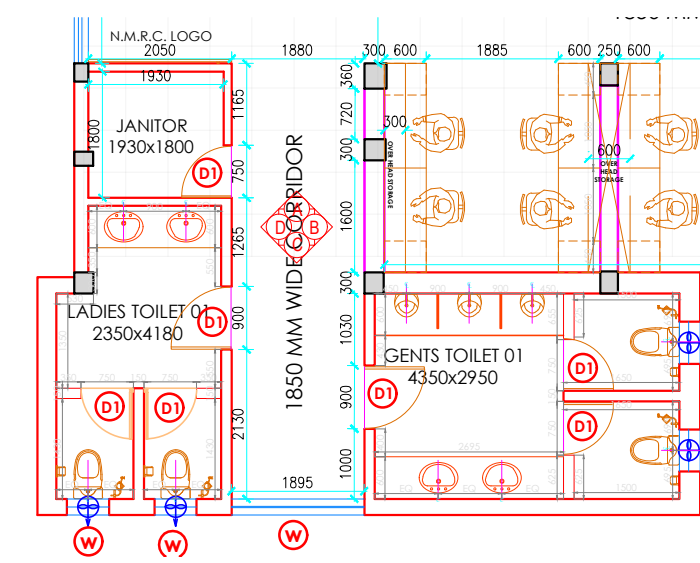
| SL.NO. | LEGEND  | DESCRIPTION & MATERIAL                    | SIZE                                  | SYMBOL NO |
|--------|---|---|---------------------------------------|-----------|
| 31     |    | HOD -01<br>ROOM ACRYLIC/S.S.<br>SIGNAGE   | 500x260                               | 31        |
| 32     |    | HOD 1 BACKWALL<br>ACRYLIC/S.S. SIGNAGE    | 450 DIA LOGO<br>1200x260 NMRC SIGNAGE | 32        |
| 33     |    | HOD -1 RESTROOM<br>ACRYLIC/S.S. SIGNAGE   | 500x260                               | 33        |
| 34     |   | HOD-1 TOILET<br>SIGNAGE                   | 500x260                               | 34        |
| 35     |  | D.Y. H.O.D.-05<br>ACRYLIC/S.S.<br>SIGNAGE | 500x260                               | 35        |
| 36     |  | D.Y. H.O.D.-04<br>ACRYLIC/S.S.<br>SIGNAGE | 500x260                               | 36        |
| 37     |  | D.Y. H.O.D.-03<br>ACRYLIC/S.S.<br>SIGNAGE | 500x260                               | 37        |

# SIGN PLATE ON DOOR LVL 2000mm C/C FROM FFL

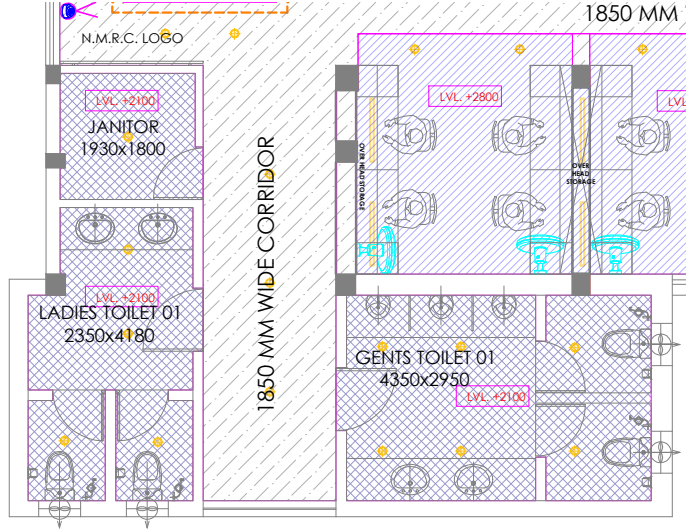
|    |  |   |         |    |
|----|--|---|---------|----|
| 38 |  | D.Y. H.O.D.-02<br>ACRYLIC/S.S.<br>SIGNAGE | 500x260 | 38 |
| 39 |  | D.Y. H.O.D.-01<br>ACRYLIC/S.S.<br>SIGNAGE | 500x260 | 39 |
| 40 |  | EXIT DOOR<br>ACRYLIC/S.S.<br>SIGNAGE      | 500x260 | 40 |
| 41 |  | GENTS TOILET<br>ACRYLIC/S.S.<br>SIGNAGE   | 500x260 | 41 |
| 42 |  | LADIES TOILET<br>ACRYLIC/S.S.<br>SIGNAGE  | 500x260 | 42 |
| 43 |  | UPS ROOM<br>ACRYLIC/S.S.<br>SIGNAGE       | 500x260 | 43 |
| 44 |  | PANEL ROOM<br>ACRYLIC/S.S.<br>SIGNAGE     | 500x260 | 44 |

# HANGING SIGN WITH WIRE

| SL.NO. | LEGEND  | DESCRIPTION & MATERIAL                                      | SIZE    |
|--------|---|---|---------|
| 01     |    | EXIT IN ACRYLIC/S.S. SIGNAGE                                | 500x260 |
| 02     |    | NMRC ENTRY IN ACRYLIC/S.S. SIGNAGE                          | 500x260 |
| 03     |    | FIRE HOSE IN ACRYLIC/S.S.                                   | 150x300 |
| 04     |   | YOU ARE HERE<br>LOCATION OF EVACUATION MAP                  | AS REQ. |
| 05     |  | AUTHORIZED PERSONNEL IN ACRYLIC/S.S. FOR UPS ROOM           | 150x300 |
| 06     |  | AUTHORIZED PERSONNEL SIGNAGE IN ACRYLIC/S.S. FOR PANEL ROOM | 150x300 |



LAYOUT PLAN



REFLECTED CEILING PLAN

FIXTURE LEGEND

| FIXTURES |                   |
|----------|-------------------|
|          | W/C               |
|          | WASHBASIN         |
|          | URINAL            |
|          | EXHAUST           |
|          | PAPER ROLL HOLDER |
|          | HEALTH FAUCET     |
|          | FLOOR TRAP        |

LIGHTING LEGEND

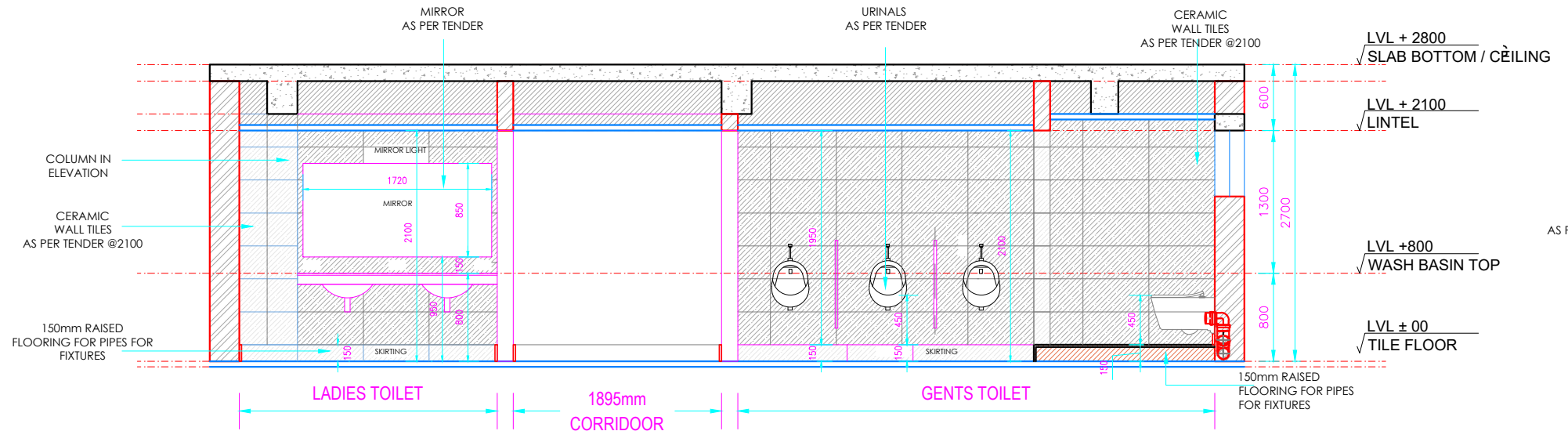
|  |                 |
|--|-----------------|
|  | Slim F.L. TUBE  |
|  | SPOT LIGHT      |
|  | CEILING SPEAKER |
|  | SMOKE DETECTOR  |
|  | COVE LIGHT      |

CEILING MATERIAL LEGEND

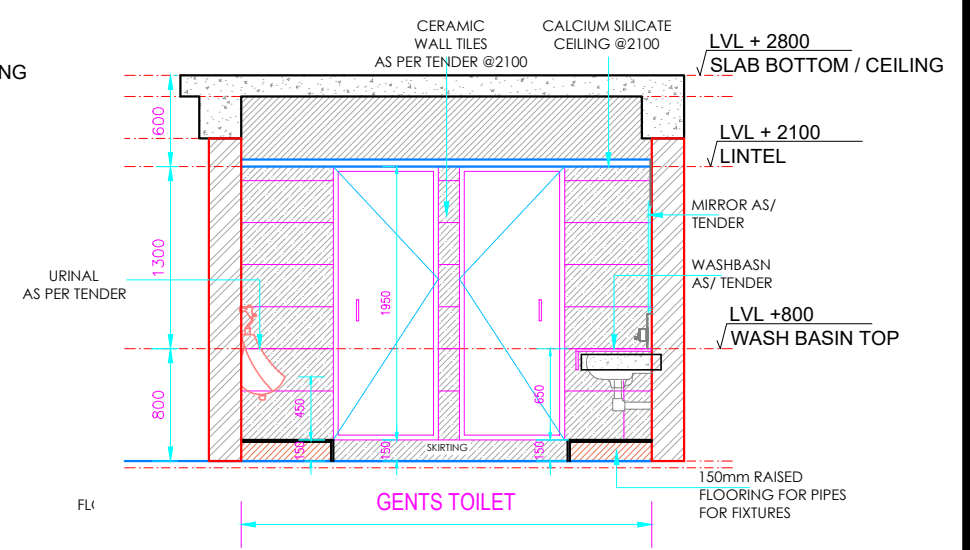
|  |   |
|--|---|
|  | LAMINATE  |
|  | CALCIUM SILICATE  |
|  | GYPSUM CEILING  |
|  | WOOD FINISH ALUMINIUM BAFFLE & FIBRE CEMENT BOARD /BASOTECH |
|  | FIBREX ACOUSTIC TILES /PLASTER+PAINT                        |

GENERAL NOTES:

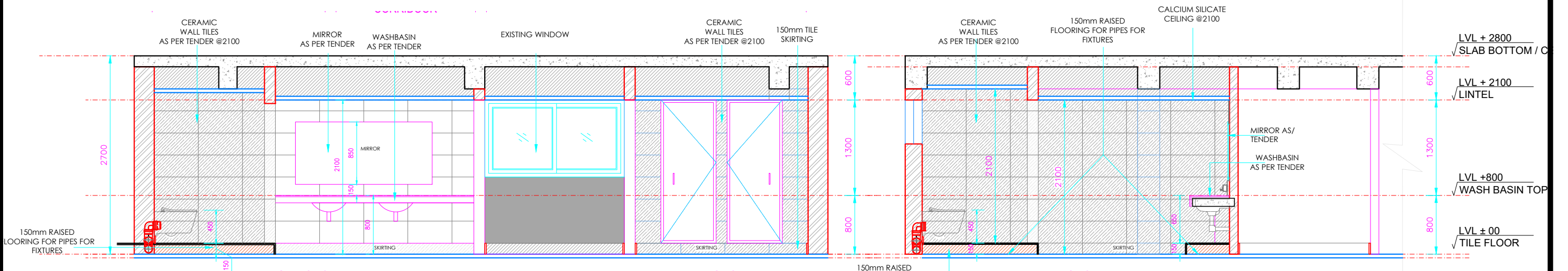
1. ALL DIMENSIONS AND LEVELS ARE IN MILLIMETERS , UNTIL OTHERWISE MENTIONED.
2. ALL DIMENSIONS ARE TO BE READ AND NOT MEASURED.
3. DIMENSIONS OF R.C.C. WALLS IN THE SCHEDULED ARE INDICATIVE AND MAY VARY AS PER FINAL STRUCTURAL DESIGN.
4. MINIMUM INTERNAL CLEARANCES ARE MANDATORY.
5. CLEAR HEIGHTS GIVEN IN SECTIONS ARE SUBJECT TO STRUCTURAL DESIGNS.
6. REFER SEPARATE DRAWINGS FOR PLUMBING ELECTRICAL HVAC FIREFIGHTING & STRUCTURE.
7. FHC NICHE SHOULD BE AS PER FIRE DRAWINGS.



ELEVATION A



ELEVATION B

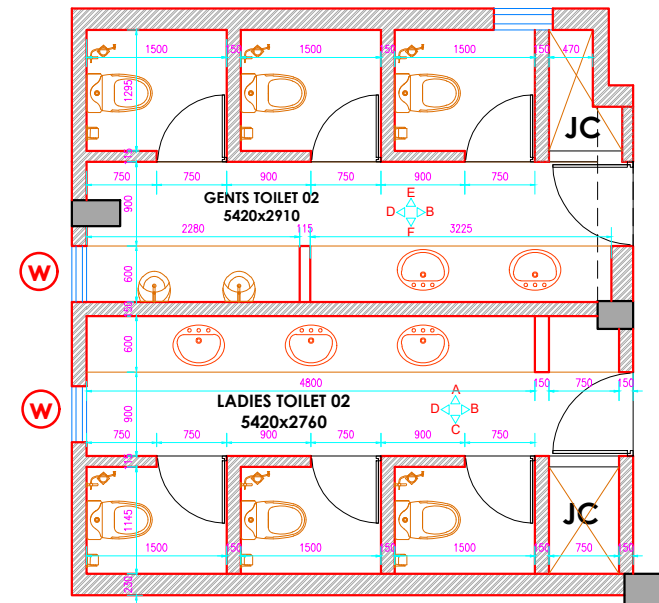


ELEVATION C

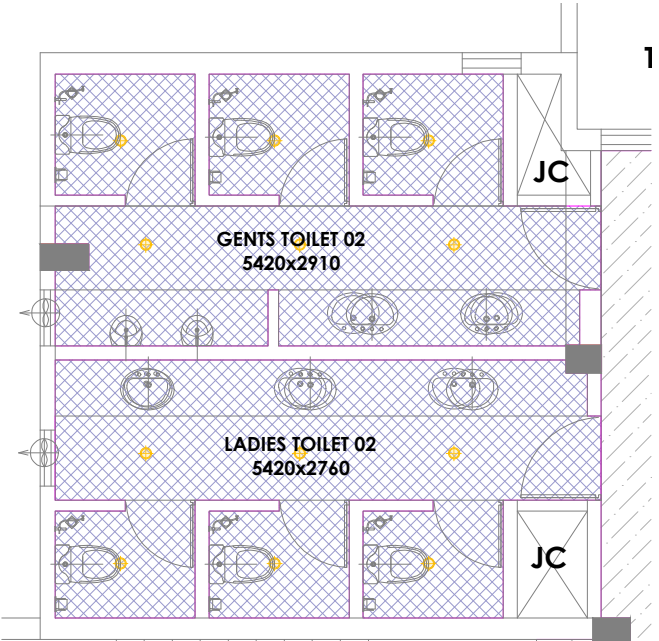
ELEVATION D

|   |   |  |   |   |                           |           |           |              |           |              |          |          |          |             |          |          |             |  |          |           |  |  |                |  |  |       |     |     |   |   |                                 |                            |                 |
|---|---|--|---|---|---------------------------|-----------|-----------|--------------|-----------|--------------|----------|----------|----------|-------------|----------|----------|-------------|--|----------|-----------|--|--|----------------|--|--|-------|-----|-----|---|---|---------------------------------|----------------------------|-----------------|
| <p>CLIENT:</p> <p>Noida Metro Rail Corporation Ltd.</p> | <p>PROJECT:</p> <p>INTERIOR OF PROJECT OFFICE AT 2ND FLOOR OF GANGA SHOPPING COMPLEX-CIVIL,ELECTRICAL &amp; OTHER MISC. WORKS</p> | <p>ARCHITECT:</p> <p>ATKV CONSULTANTS PVT. LTD. E-107 (LOWER GROUND FLOOR ) G.K.-II NEW DELHI-110048 PH.NO. 40536580,29214906 TEL. FAX: 29214906</p> | <p>QUALITY ASSURANCE</p> <p>The responsibility of control,check and verification accuracy, correctness, completeness, integration and full compliance of contract provisions in respect of design analysis and drawings rests with design consultants</p> | <p>NO OBJECTION BY NMRC LTD.</p> <table border="1"> <tr> <td>MGR (Arch)</td> <td>DSM (E&amp;M)</td> <td>DSM (S&amp;T)</td> </tr> <tr> <td>DSM (Design)</td> <td>DSM (R&amp;T)</td> <td>DSM (TELE/C)</td> </tr> <tr> <td>GM (S&amp;T)</td> <td>GM (R&amp;T)</td> <td>GM (S&amp;T)</td> </tr> <tr> <td>MGR (TRACK)</td> <td>GM (R&amp;M)</td> <td>GM (S&amp;T)</td> </tr> <tr> <td>DSM (CIVIL)</td> <td></td> <td>GM (S&amp;T)</td> </tr> <tr> <td>JGM (CHG)</td> <td></td> <td></td> </tr> <tr> <td>GM (Technical)</td> <td></td> <td></td> </tr> <tr> <td>CIVIL</td> <td>E&amp;M</td> <td>S&amp;T</td> </tr> </table> | MGR (Arch)                | DSM (E&M) | DSM (S&T) | DSM (Design) | DSM (R&T) | DSM (TELE/C) | GM (S&T) | GM (R&T) | GM (S&T) | MGR (TRACK) | GM (R&M) | GM (S&T) | DSM (CIVIL) |  | GM (S&T) | JGM (CHG) |  |  | GM (Technical) |  |  | CIVIL | E&M | S&T | <p>ARCHITECT SIGN &amp; STAMP:</p> <p>VIJAY DIGAMBAR KULKARNI DIRECTOR ,ATKV CONSULTANTS PVT.LTD.</p> | <p>DRAWING TITLE:</p> <p>TOILETS-01 PLAN,RCP,ELEVATIONS</p> <p>DRAWN BY : CHIRANJEEV RAY</p> <p>CHECKD BY : V.K</p> | <p>DATE :</p> <p>23-09-2024</p> | <p>SCALE :</p> <p>1-50</p> | <p>A3 SHEET</p> |
|   |   |  |   | MGR (Arch)  | DSM (E&M)                 | DSM (S&T) |           |              |           |              |          |          |          |             |          |          |             |  |          |           |  |  |                |  |  |       |     |     |   |   |                                 |                            |                 |
| DSM (Design)  | DSM (R&T)   | DSM (TELE/C)   |   |   |                           |           |           |              |           |              |          |          |          |             |          |          |             |  |          |           |  |  |                |  |  |       |     |     |   |   |                                 |                            |                 |
| GM (S&T)  | GM (R&T)  | GM (S&T)   |   |   |                           |           |           |              |           |              |          |          |          |             |          |          |             |  |          |           |  |  |                |  |  |       |     |     |   |   |                                 |                            |                 |
| MGR (TRACK)   | GM (R&M)  | GM (S&T)   |   |   |                           |           |           |              |           |              |          |          |          |             |          |          |             |  |          |           |  |  |                |  |  |       |     |     |   |   |                                 |                            |                 |
| DSM (CIVIL)   |   | GM (S&T)   |   |   |                           |           |           |              |           |              |          |          |          |             |          |          |             |  |          |           |  |  |                |  |  |       |     |     |   |   |                                 |                            |                 |
| JGM (CHG)   |   |  |   |   |                           |           |           |              |           |              |          |          |          |             |          |          |             |  |          |           |  |  |                |  |  |       |     |     |   |   |                                 |                            |                 |
| GM (Technical)  |   |  |   |   |                           |           |           |              |           |              |          |          |          |             |          |          |             |  |          |           |  |  |                |  |  |       |     |     |   |   |                                 |                            |                 |
| CIVIL   | E&M   | S&T  |   |   |                           |           |           |              |           |              |          |          |          |             |          |          |             |  |          |           |  |  |                |  |  |       |     |     |   |   |                                 |                            |                 |
|   |   |  |   | <p>DRAWING NO</p> <p>NMRC_ARCH_ELE_TOILETS_13A</p>  | <p>REVISION</p> <p>R2</p> |           |           |              |           |              |          |          |          |             |          |          |             |  |          |           |  |  |                |  |  |       |     |     |   |   |                                 |                            |                 |





LAYOUT PLAN



REFLECTED CEILING PLAN

FIXTURE LEGEND

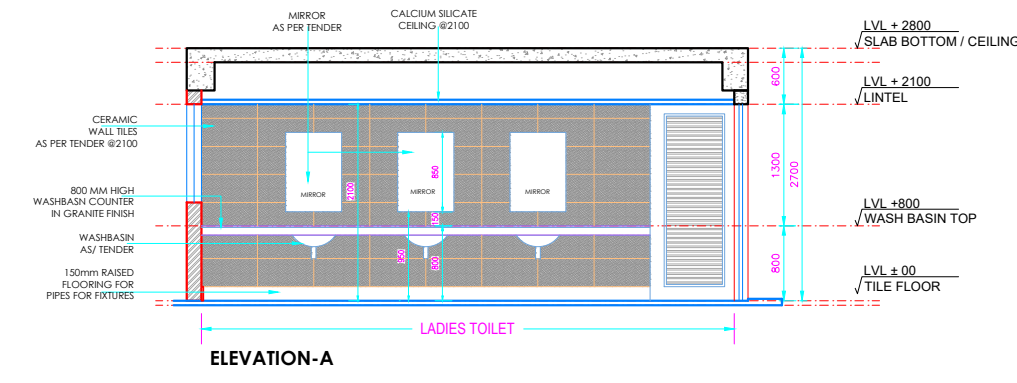
| FIXTURES |                   |
|----------|-------------------|
|          | W/C               |
|          | WASHBASIN         |
|          | URINAL            |
|          | EXHAUST           |
|          | PAPER ROLL HOLDER |
|          | HEALTH FAUCET     |
|          | FLOOR TRAP        |

LIGHTING LEGEND

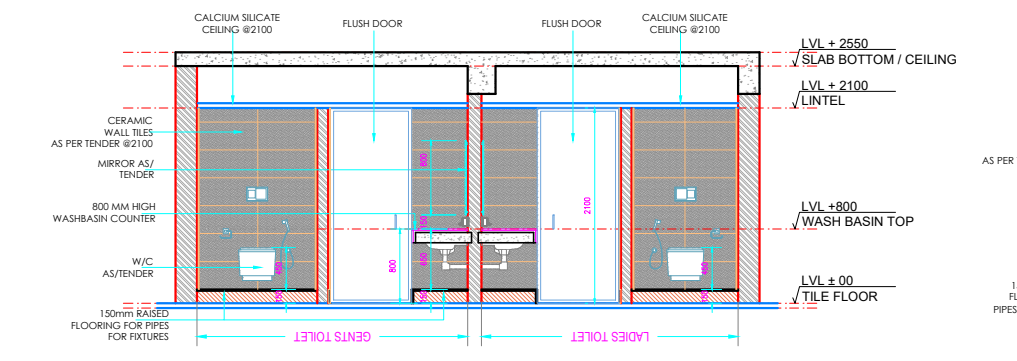
|  |                 |
|--|-----------------|
|  | SLIM F.L. TUBE  |
|  | SPOT LIGHT      |
|  | CEILING SPEAKER |
|  | SMOKE DETECTOR  |
|  | COVE LIGHT      |

CEILING MATERIAL LEGEND

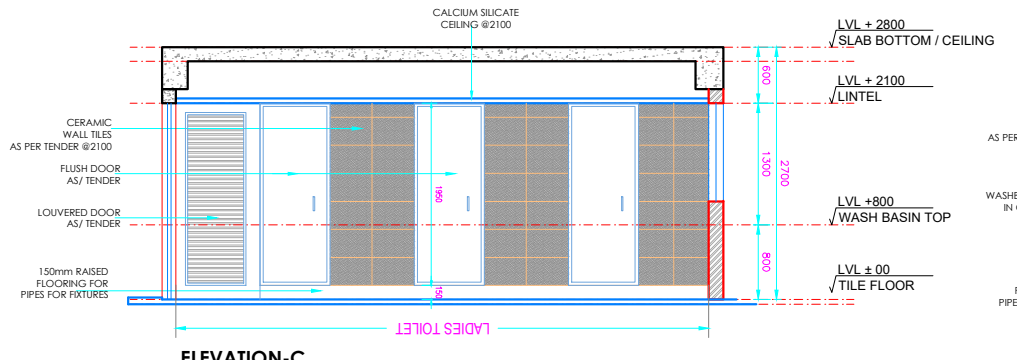
|  |   |
|--|---|
|  | LAMINATE  |
|  | CALCIUM SILICATE  |
|  | GYPSUM CEILING  |
|  | WOOD FINISH ALUMINIUM BAFFLE & FIBRE CEMENT BOARD /BASOTECH |
|  | FIBRE ACOUSTIC TILES /PLASTER+PAINT                         |



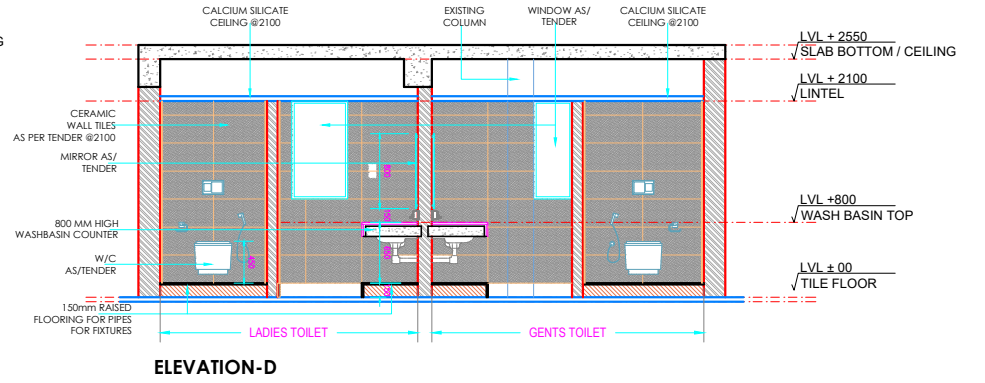
ELEVATION-A



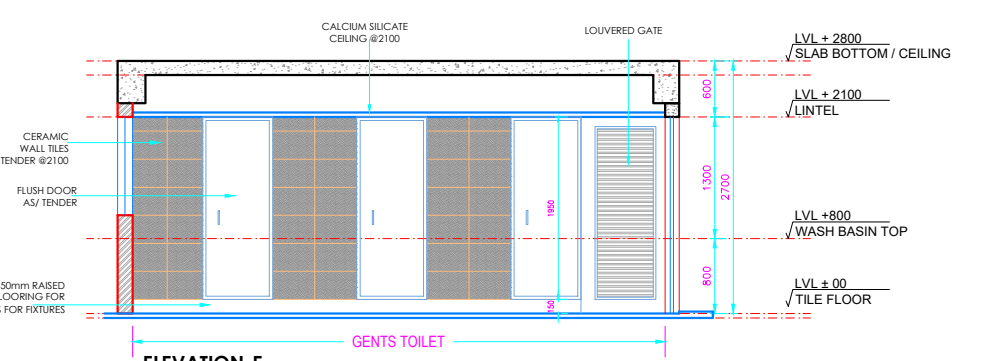
ELEVATION-B



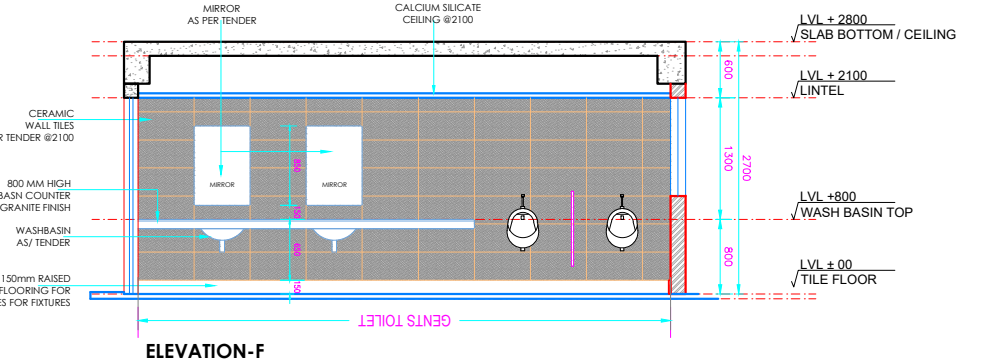
ELEVATION-C



ELEVATION-D




ELEVATION-E



ELEVATION-F

GENERAL NOTES:

1. ALL DIMENSIONS AND LEVELS ARE IN MILLIMETERS , UNTIL OTHERWISE MENTIONED.
2. ALL DIMENSIONS ARE TO BE READ AND NOT MEASURED.
3. DIMENSIONS OF R.C.C .WALLS IN THE SCHEDULED ARE INDICATIVE AND MAY VARY AS PER FINAL STRUCTURAL DESIGN.
4. MINIMUM INTERNAL CLEARANCES ARE MANDATORY.
5. CLEAR HEIGHTS GIVEN IN SECTIONS ARE SUBJECT TO STRUCTURAL DESIGNS.
6. REFER SEPARATE DRAWINGS FOR PLUMBING ELECTRICAL HVAC FIREFIGHTING & STRUCTURE.
7. FHC NICHE SHOULD BE AS PER FIRE DRAWINGS.



PROJECT:  
INTERIOR OF PROJECT OFFICE AT 2ND FLOOR OF GANGA SHOPPING COMPLEX-CIVIL,ELECTRICAL & OTHER MISC. WORKS

ARCHITECT:  
ATKV CONSULTANTS PVT. LTD.  
E-107 (LOWER GROUND FLOOR ) G.K.-II  
NEW DELHI-110048  
PH.NO. 40536580,29214906 TEL. FAX: 29214906

QUALITY ASSURANCE  
The responsibility of control,check and verification accuracy, correctness, completeness, integration and full compliance of contract provisions in respect of design analysis and drawings rests with design consultants

NO OBJECTION BY NMRC LTD.

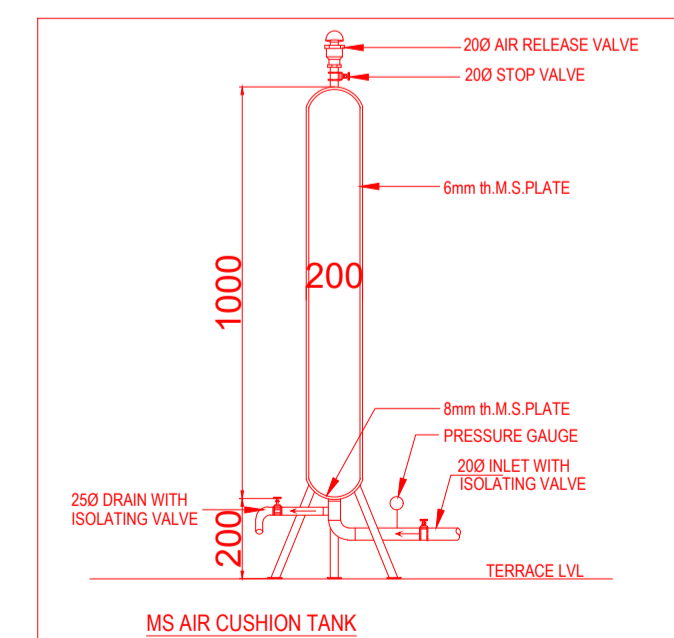
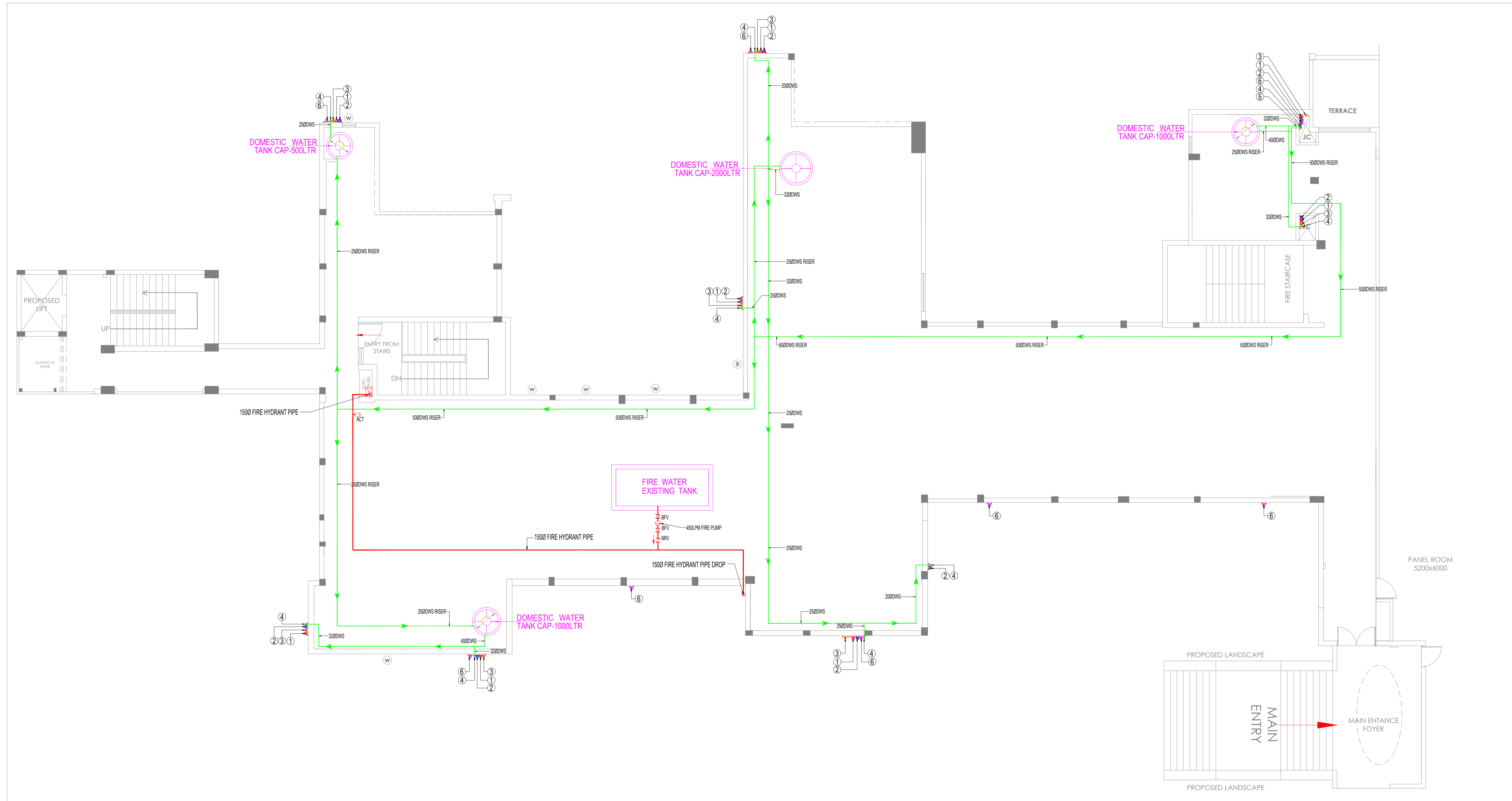
| MGR (Arch)     | DSM (Estt) | DSM (S&T)     |
|----------------|------------|---------------|
|                |            |               |
| DSM (Design)   | DSM (RS)   | DSM (TEL/A/C) |
| GM (S&T)       | SGM (P&T)  | RDGM (NET)    |
| MGR (TRACK)    | GM (R&M)   | GM (S&T)      |
| DSM (CIVIL)    |            |               |
| JGM (Chg)      |            |               |
| GM (Technical) |            |               |
| CIVIL          | ESTT       | S & T         |

ARCHITECT SIGN & STAMP:  
VJAY DIGAMBAR KULKARNI  
DIRECTOR ,ATKV CONSULTANTS PVT LTD.

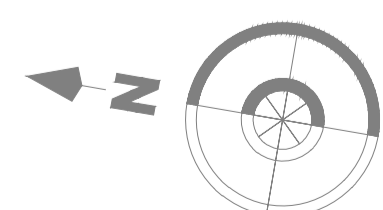
DRAWING TITLE:  
TOILETS-03\_DYHOD AREA  
PLAN,RCP,ELEVATIONS  
DRAWN BY : CHIRANJEEV RAY  
CHECKD BY : V.K

DATE :  
23-09-2024  
SCALE :  
1-50  
DRAWING NO  
NMRC\_ARCH\_ELE\_TOILETS\_13C

A3 SHEET  
REVISION  
R2



| PLUMBING LEGEND :- |                            |
|--------------------|----------------------------|
| SYMBOL             | DESCRIPTION                |
| ①                  | 110 OD SOIL PIPE           |
| ②                  | 110 OD WASTE PIPE          |
| ③                  | 75Ø ANTI-SIPHONAGE PIPE    |
| ④                  | DOMESTIC WATER SUPPLY PIPE |
| ⑤                  | DOMESTIC WATER RISER PIPE  |
| ⑥                  | 100Ø RAIN WATER PIPE       |
| DWS                | DOMESTIC WATER SUPPLY PIPE |
|                    | DOMESTIC WATER SUPPLY PIPE |
|                    | HOT WATER SUPPLY PIPE      |
|                    | BALL VALVE                 |



CLIENT:  
NOIDA METRO RAIL CORPORATION

PROJECT:  
INTERIOR OF PROJECT OFFICE AT 2ND FLOOR OF GANGA SHOPPING COMPLEX-CIVIL,ELECTRICAL & OTHER MISC. WORKS

ARCHITECT:  
ATKV CONSULTANTS PVT. LTD.  
E-107 (LOWER GROUND FLOOR ) G.K.-II  
NEW DELHI-110048  
PH.NO. 40536580,29214906 TEL. FAX: 29214906



DRAWING TITLE:  
TERRACE FLOOR FIRE & WATER SUPPLY LAYOUT

DRAWN BY : CHIRANJEEV RAY

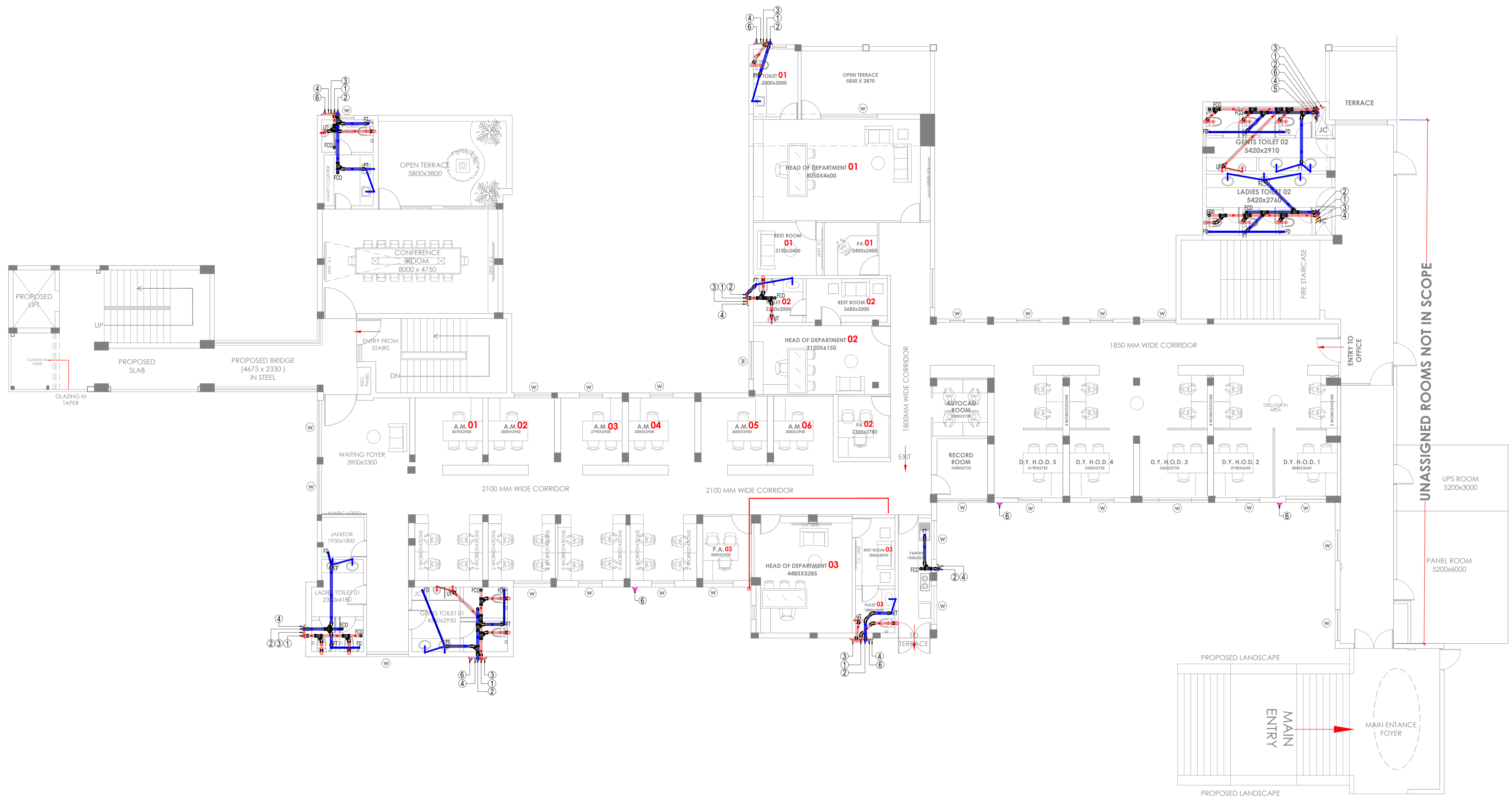
DATE :  
12-12-2024

DRAWING NO  
NMRC\_PL\_TER\_WS\_03

SCALE :  
1:50

**A3**  
SHEET

REVISION  
**R2**



**PLUMBING LEGEND :-**

| SYMBOL | DESCRIPTION                |
|--------|----------------------------|
| ①      | 110 OD SOIL PIPE           |
| ②      | 110 OD WASTE PIPE          |
| ③      | 75Ø ANTI-SIPHONAGE PIPE    |
| ④      | DOMESTIC WATER SUPPLY PIPE |
| ⑤      | DOMESTIC WATER RISER PIPE  |
| ⑥      | 100Ø RAIN WATER PIPE       |
| DWS    | DOMESTIC WATER SUPPLY PIPE |

**NOTE:-**

- WASH BASIN TO FLOOR TRAP  
40 OD UPVC WASTE PIPE
- FD TO FT 63 OD UPVC WASTE PIPE
- FT TO VERTICAL STACK  
110 OD UPVC WASTE PIPE
- URINAL TO UT  
50 OD UPVC SOIL PIPE
- WATER CLOSET TO VERTICAL STACK  
110 OD UPVC SOIL PIPE

**PLUMBING LEGEND :-**

|  |                 |
|--|-----------------|
|  | SOIL PIPE       |
|  | WASTE PIPE      |
|  | FLOOR TRAP      |
|  | FLOOR DRAIN     |
|  | FLOOR CLEAN OUT |

CLIENT:  
**NOIDA METRO RAIL CORPORATION**

PROJECT:  
**INTERIOR OF PROJECT OFFICE AT 2ND FLOOR OF GANGA SHOPPING COMPLEX-CIVIL,ELECTRICAL & OTHER MISC. WORKS**

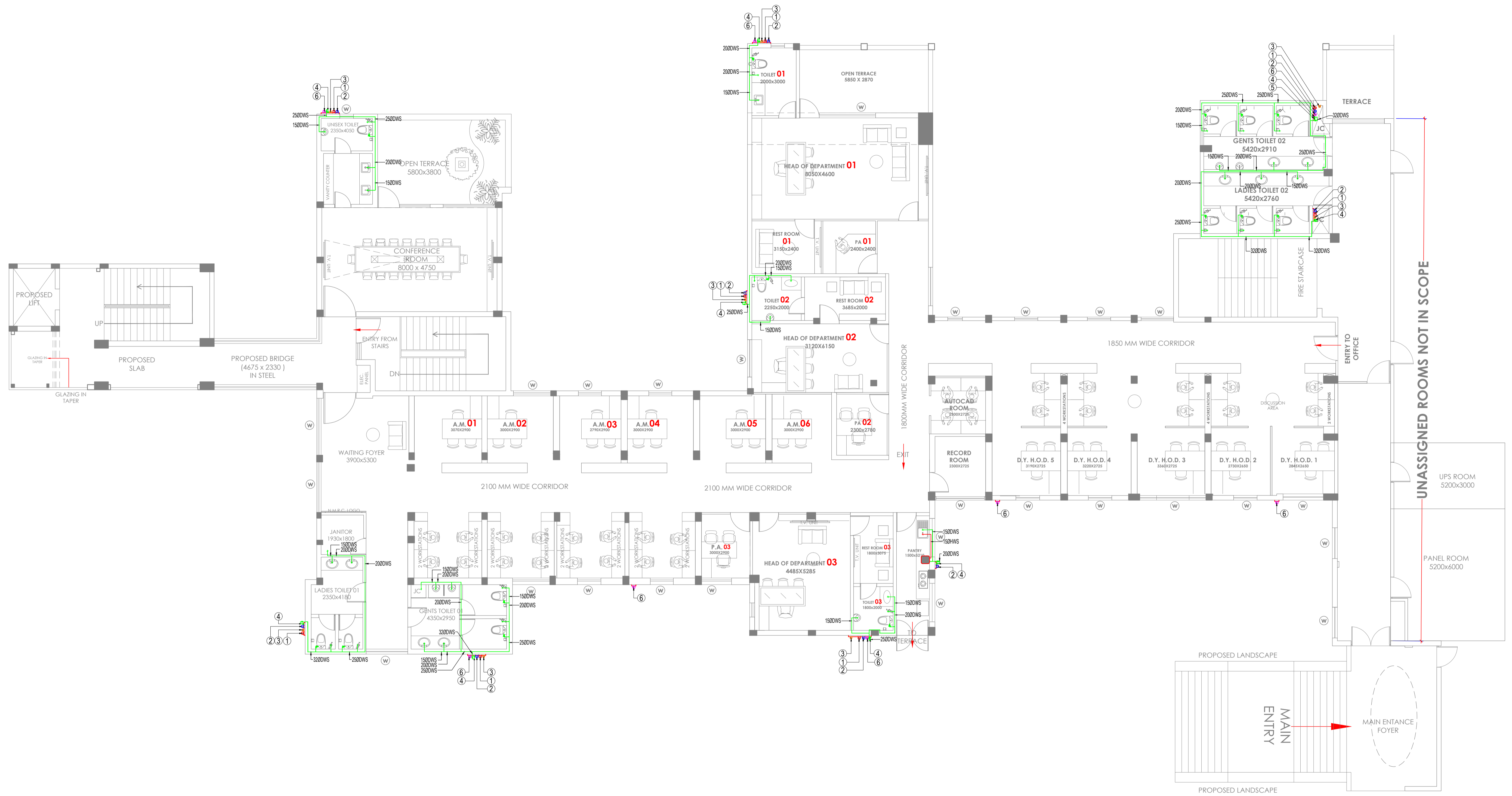
ARCHITECT:  
**ATKV CONSULTANTS PVT. LTD.  
 E-107 (LOWER GROUND FLOOR ) G.K.-II  
 NEW DELHI-110048  
 PH.NO. 40536580,29214906 TEL. FAX: 29214906**

ARCHITECT SIGN & STAMP:

DRAWING TITLE:  
**SECOND FLOOR DRAINAGE LAYOUT**

DRAWN BY : CHIRANJEEV RAY

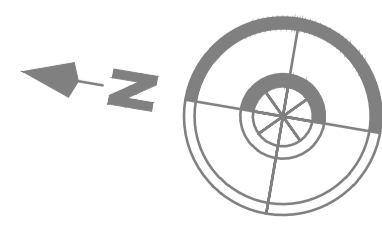
|            |                     |          |           |                    |
|------------|---------------------|----------|-----------|--------------------|
| DATE :     | 12-12-2024          | SCALE :  | 1:50      | <b>A3</b><br>SHEET |
| DRAWING NO | NMRC_PL_DRAINAGE_01 | REVISION | <b>R2</b> |                    |



**PLUMBING LEGEND :-**

| SYMBOL | DESCRIPTION                |
|--------|----------------------------|
| ①      | 110 OD SOIL PIPE           |
| ②      | 110 OD WASTE PIPE          |
| ③      | 75Ø ANTI-SIPHONAGE PIPE    |
| ④      | DOMESTIC WATER SUPPLY PIPE |
| ⑤      | DOMESTIC WATER RISER PIPE  |
| ⑥      | 100Ø RAIN WATER PIPE       |
| DWS    | DOMESTIC WATER SUPPLY PIPE |

|  |                            |
|--|----------------------------|
|  | DOMESTIC WATER SUPPLY PIPE |
|  | HOT WATER SUPPLY PIPE      |
|  | BALL VALVE                 |




CLIENT:  
NOIDA METRO RAIL CORPORATION

PROJECT:  
INTERIOR OF PROJECT OFFICE AT 2ND FLOOR OF GANGA SHOPPING COMPLEX-CIVIL,ELECTRICAL & OTHER MISC. WORKS

ARCHITECT:  
ATKV CONSULTANTS PVT. LTD.  
E-107 (LOWER GROUND FLOOR ) G.K.-II  
NEW DELHI-110048  
PH.NO. 40536580,29214906 TEL. FAX: 29214906

ARCHITECT SIGN & STAMP:



DRAWING TITLE:  
SECOND FLOOR  
WATER SUPPLY LAYOUT

DRAWN BY : CHIRANJEEV RAY

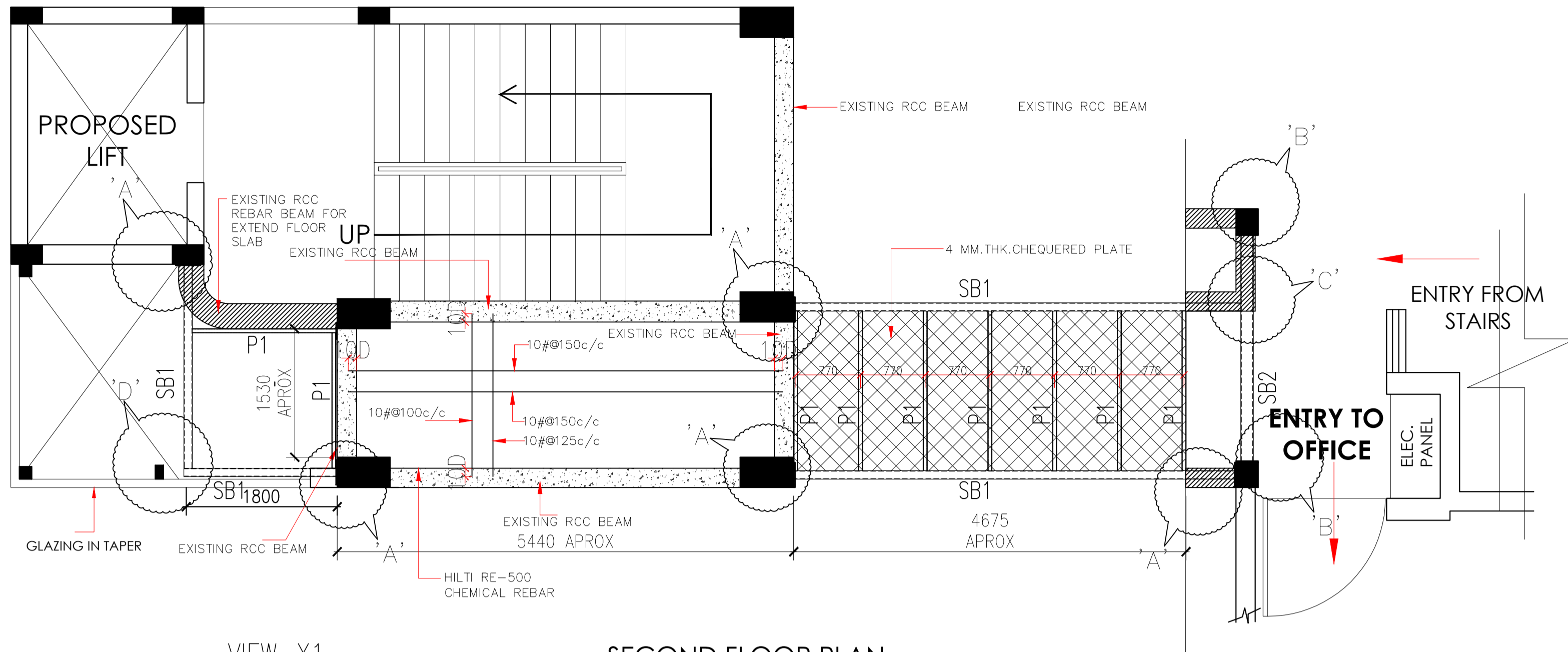
DATE :  
12-12-2024

DRAWING NO  
NMRC\_PL\_WS\_02

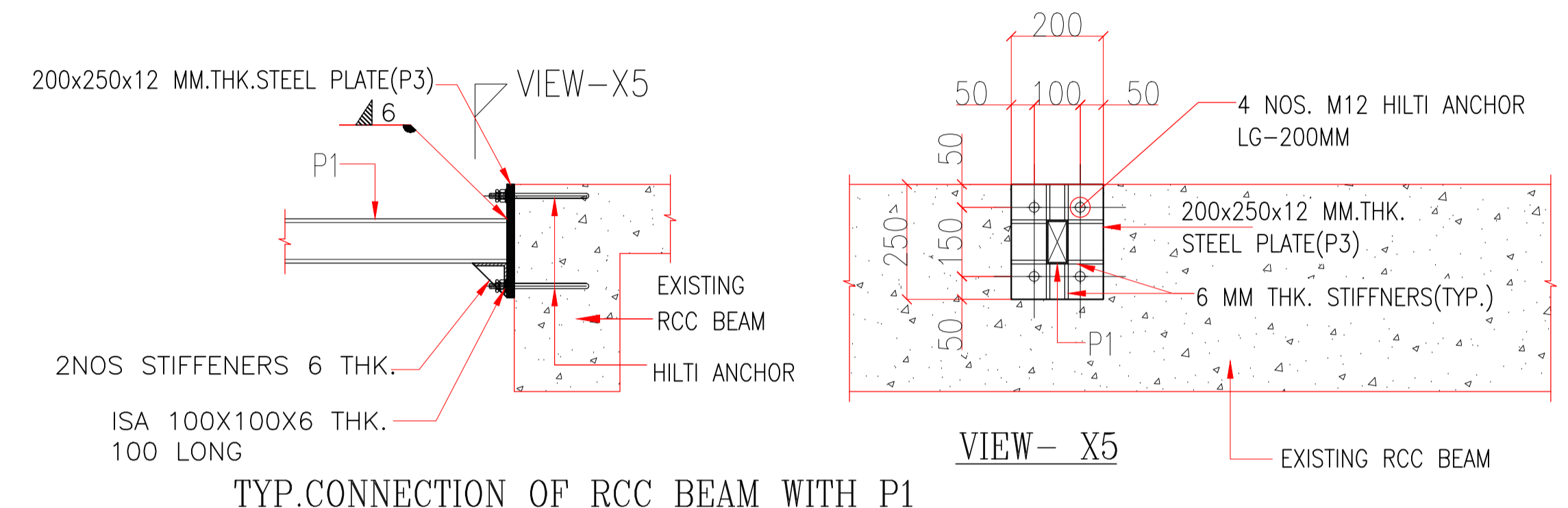
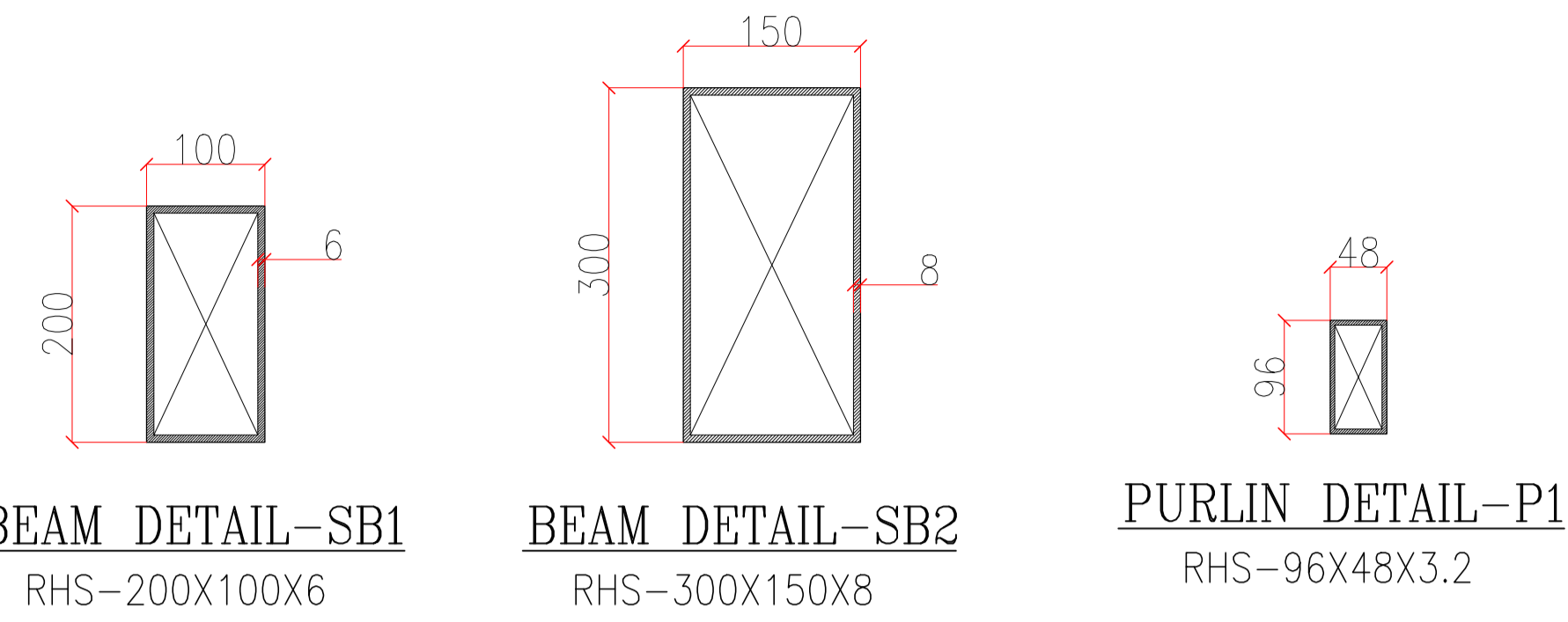
SCALE :  
1:50

**A3**  
SHEET

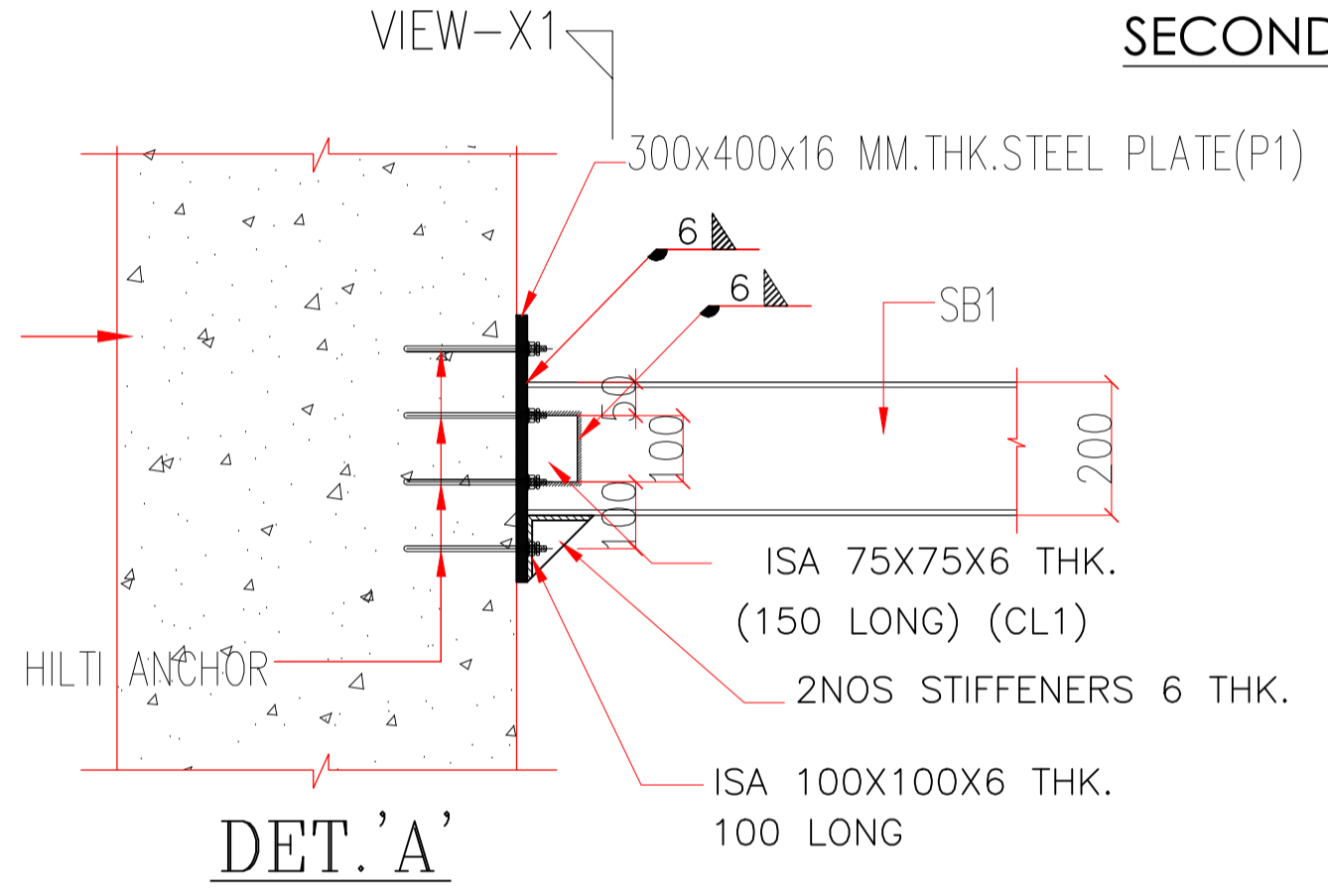
REVISION  
**R2**



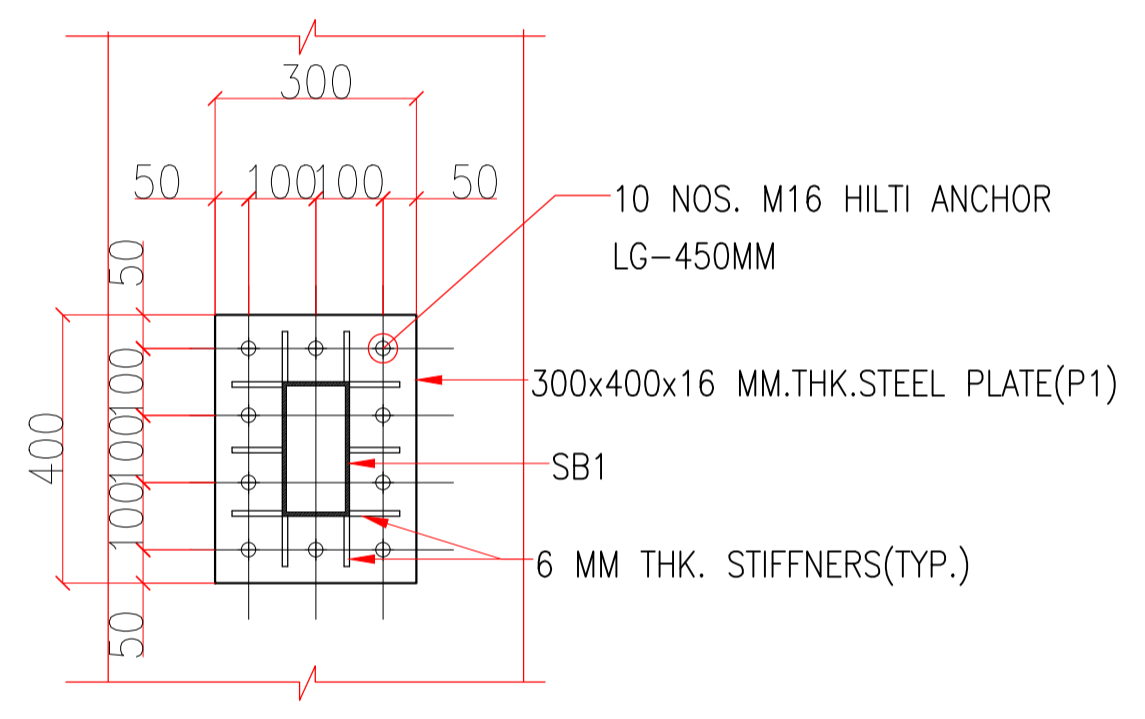
**SECOND FLOOR PLAN**



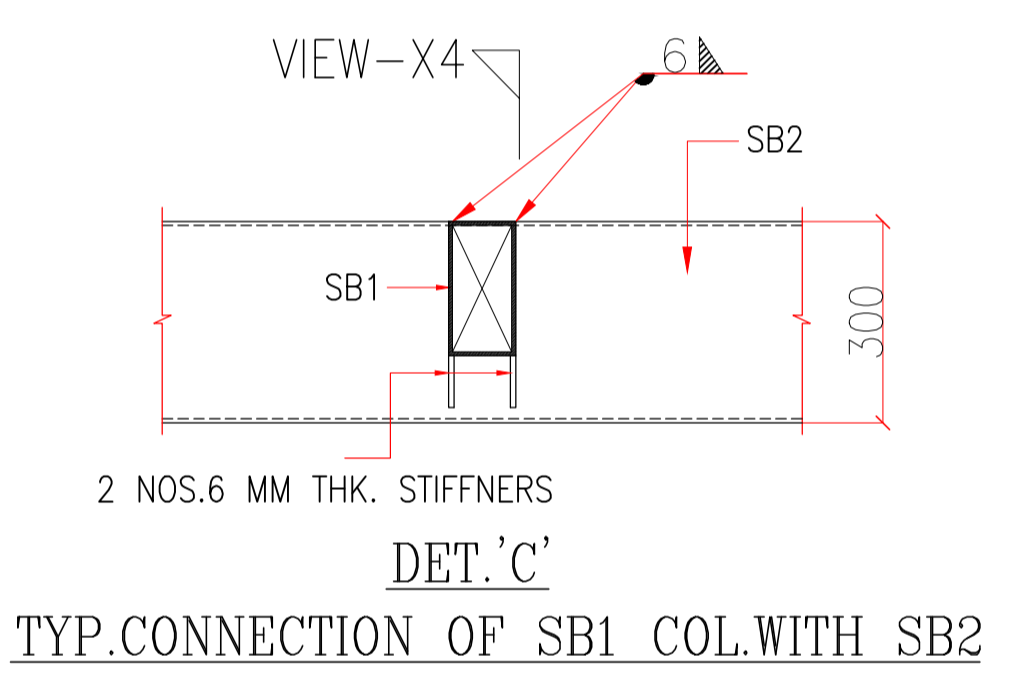
**TYP. CONNECTION OF RCC BEAM WITH P1**



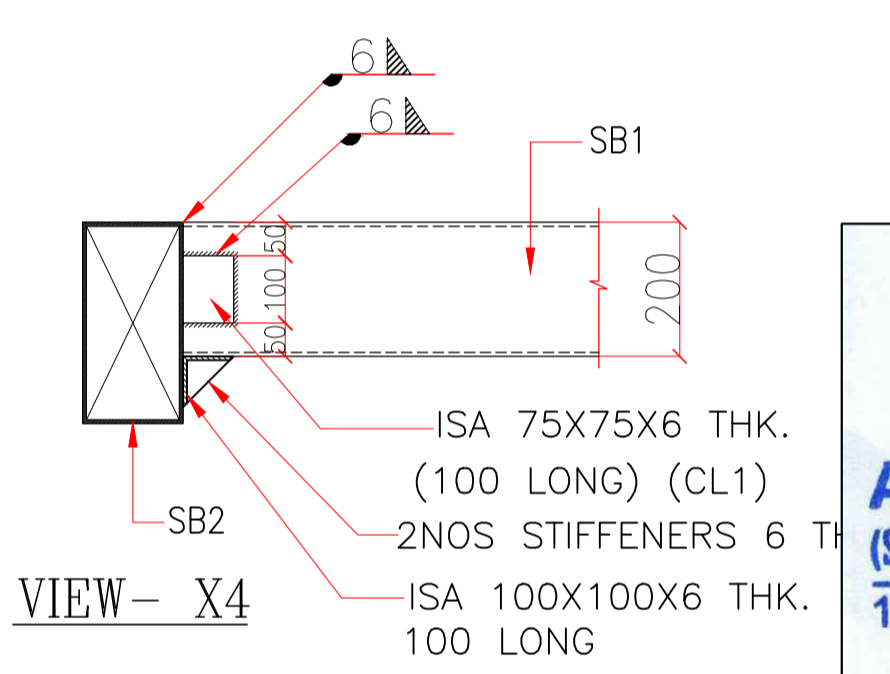
**TYP. CONNECTION OF RCC COL. WITH SB1**



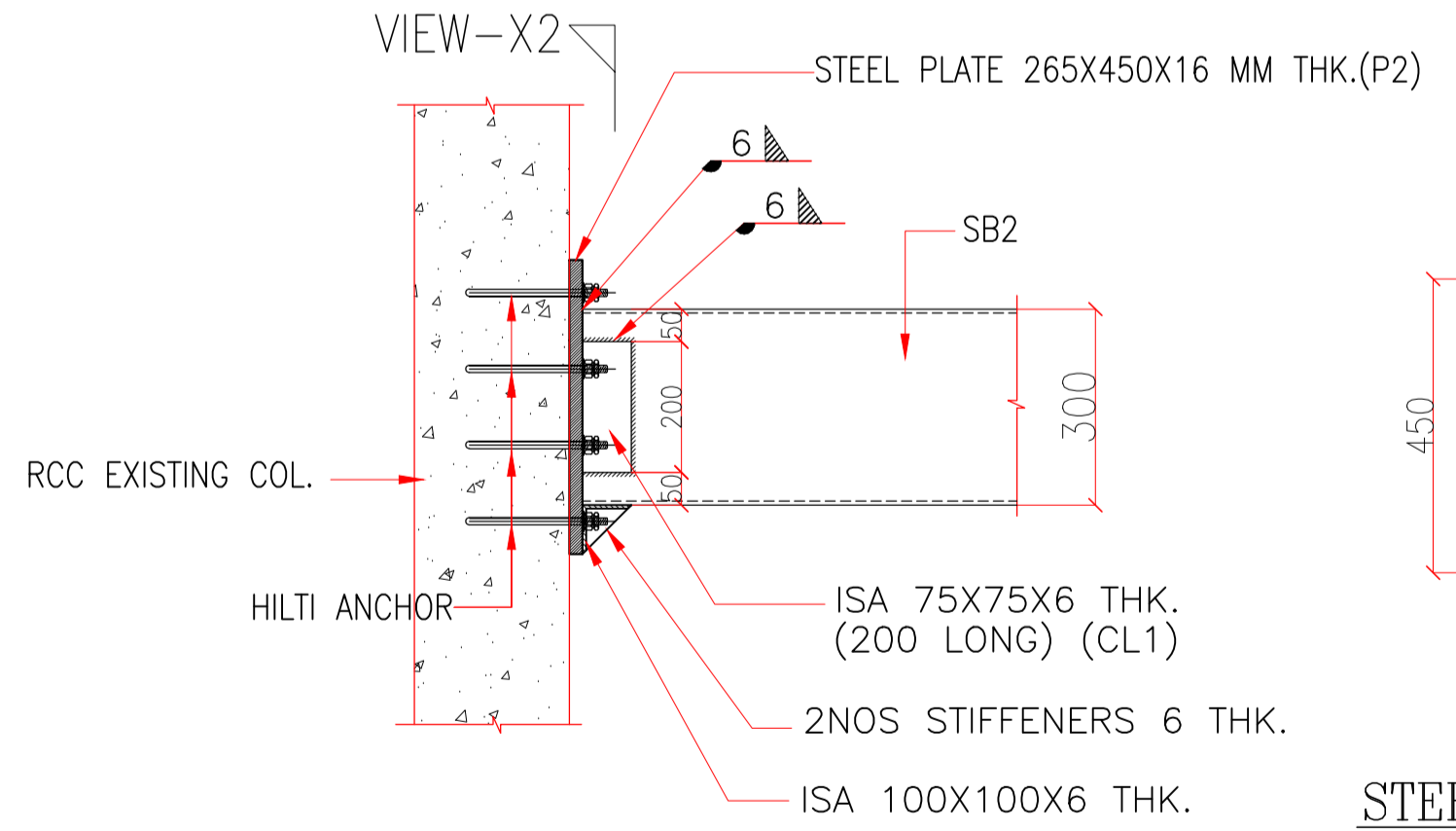
**VIEW DET. X1 STEEL PLATE DETAIL-P1 ONLY FOR COLUMN FACED**



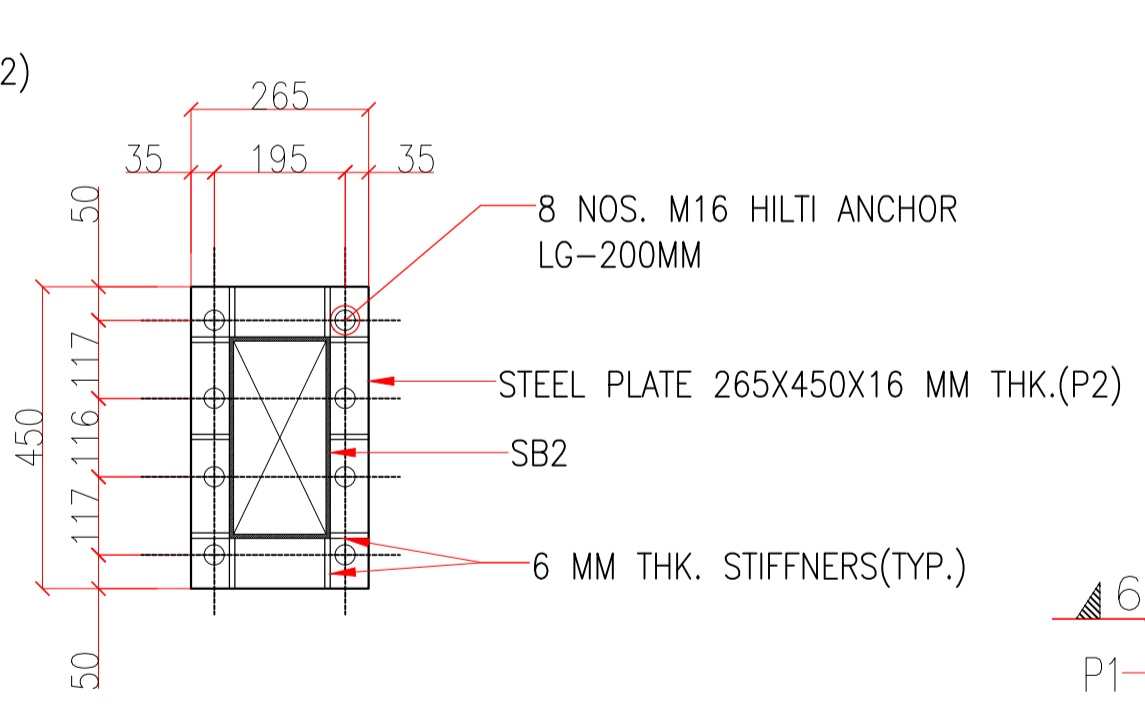
**TYP. CONNECTION OF SB1 COL. WITH SB2**



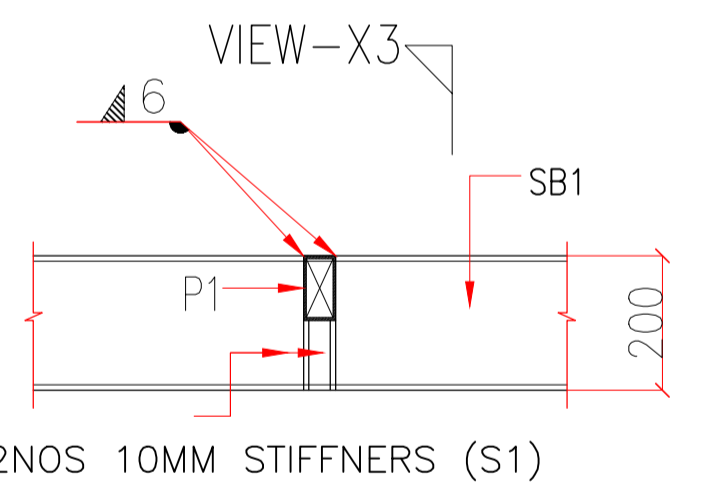
**TYP. CONNECTION OF SB1 COL. WITH SB1**



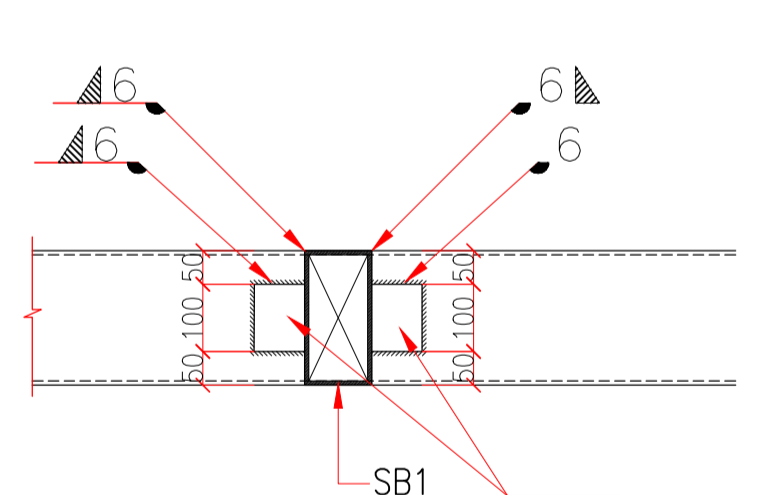
**TYP. CONNECTION OF RCC COL. WITH SB2**



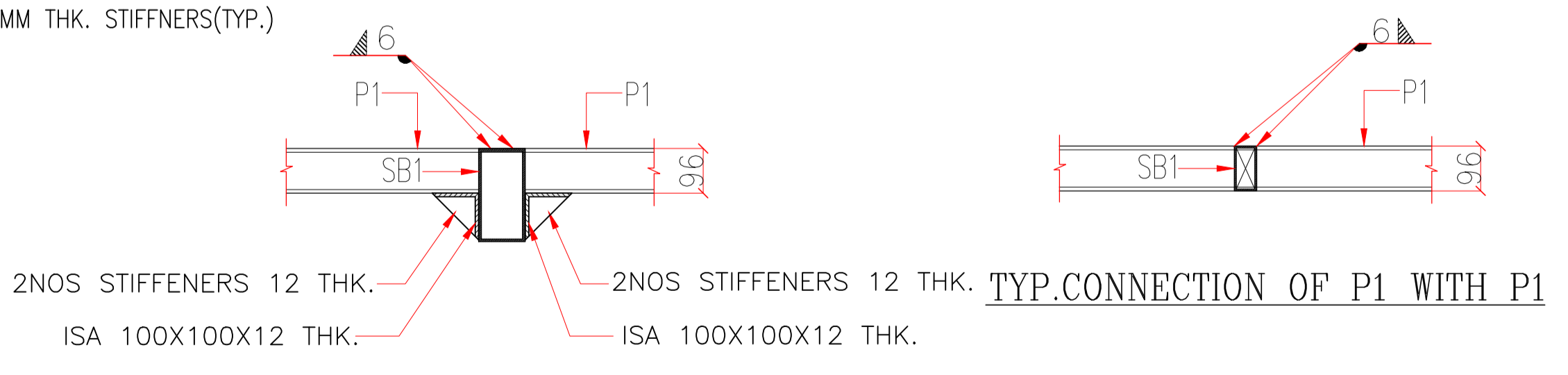
**VIEW-X2 STEEL PLATE DETAIL-P2 SCALE 1:25**



**TYP. CONNECTION OF SB1 WITH P1**



**TYP. CONNECTION OF SB1 COL. WITH SB1**



**VIEW DET. X3**

**ALEX ASSOCIATES**  
(Structural Engineers & Project Management)  
147, Second Floor, Taimoor Nagar  
New Delhi-110025

- GENERAL NOTES -**  
NOTES & REFERENCES  
1. READ THIS DRAWING IN CONJUNCTION WITH RELEVANT ARCHITECTURAL DRAWINGS. ANY DISCREPANCY IF FOUND SHALL BE BROUGHT TO THE NOTICE OF CONSULTANT.  
2. ALL DIMENSIONS & LEVELS ARE IN MILLIMETERS.  
3. DO NOT SCALE ANY DIMENSION.
- WELDING NOTES -**  
1. ONLY WRITTEN DIMENSIONS ARE TO BE FOLLOWED. UNLESS MENTIONED OTHERWISE ALL DIMENSIONS ARE IN MM.  
2. ALL STRUCTURAL STEEL COMPONENTS SHOWN IN THIS DRG. SHALL CONFIRM TO IS 226 UNLESS OTHERWISE SPECIFIED WITH A MINIMUM YIELD STRENGTH OF 310N/sgmm. FABRICATION & ERECTION SHALL CONFIRM TO IS: 800.  
3. ALL JOINTS ARE WELDED JOINTS, UNLESS MENTIONED OTHERWISE.  
4. ALL WELDS ARE 8MM FILLET WELDS UNLESS MENTIONED OTHERWISE.  
5. WELDING SHALL BE CARRIED OUT IN ACCORDANCE WITH IS: 816 AND IS : 823.  
6. ALL STRUCTURAL STEEL SHALL BE PAINTED WITH ONE COAT OF RED OXIDE PRIMER.  
7. WELDING SYMBOLS USED IN DRGS. ARE AS UNDER:-  
(a) FILLET WELD ON SIDE OF ARROW.  
(b) FILLET WELD ON SIDE AWAY FROM ARROW.  
(c) FILLET WELD ON BOTH SIDES.  
(d) SINGLE 'V' FULL PENETRATION BUTT WELD.  
(e) WELD ALL ROUND.  
(f) FIELD WELD.  
(g) FIELD WELD ALL AROUND.  
(h) FILLET WELD.  
UNWELDED LENGTH  
LENGTH OF WELD LINE.

CLIENT:  
**NOIDA METRO RAIL CORPORATION**

PROJECT:  
**INTERIOR OF PROJECT OFFICE AT 2ND FLOOR OF GANGA SHOPPING COMPLEX-CIVIL, ELECTRICAL & OTHER MISC. WORKS**

ARCHITECT:  
**ATKV CONSULTANTS PVT. LTD. E-107 (LOWER GROUND FLOOR) G.K.-II NEW DELHI-110048 PH.NO. 40536580,29214906 TEL. FAX: 29214906**

ARCHITECT SIGN & STAMP:

DRAWING TITLE:  
**PROPOSED BRIDGE STRUCTURAL DRAWING & DETAIL**

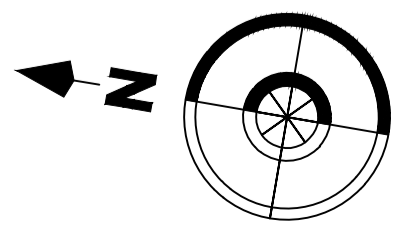
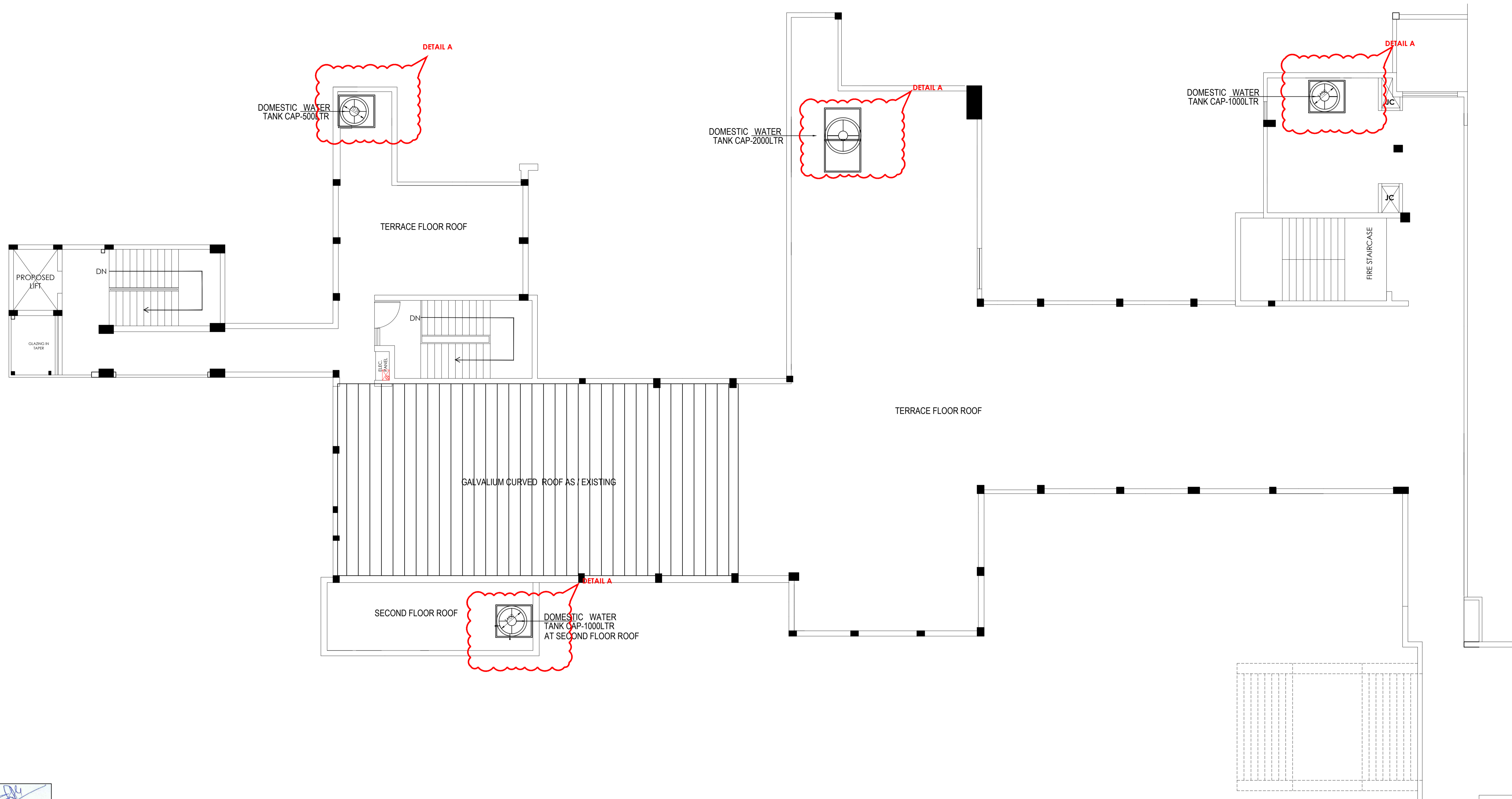
DRAWN BY : CHIRANJEEV RAY

DATE :  
**30-12-2024**

SCALE :  
**A3 SHEET**

DRAWING NO  
**NMRC\_STR\_LNKBRD\_01**

REVISION  
**R2**




CLIENT:  
**NOIDA METRO RAIL CORPORATION**

PROJECT:  
**INTERIOR OF PROJECT OFFICE AT 2ND FLOOR OF GANGA SHOPPING COMPLEX-CIVIL,ELECTRICAL & OTHER MISC. WORKS**

ARCHITECT:  
**ATKV CONSULTANTS PVT. LTD.  
 E-107 (LOWER GROUND FLOOR ) G.K.-II  
 NEW DELHI-110048  
 PH.NO. 40536580,29214906 TEL. FAX: 29214906**

ARCHITECT SIGN & STAMP:



DRAWING TITLE:  
**PROJECTION DETAIL LOCATION FOR STRUCTURAL SUPPORT AT TERRACE**

DRAWN BY : **CHIRANJEEV RAY**

DATE :  
**30-12-2024**

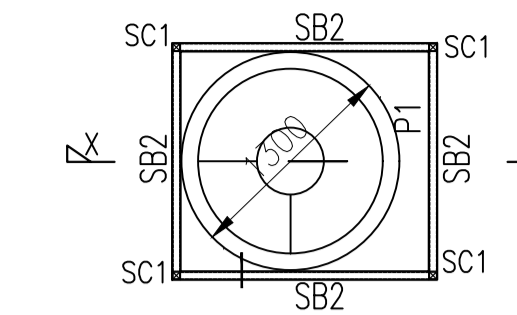
DRAWING NO  
**NMRC\_STR\_TERRACE\_02**

SCALE :  
**NTS**

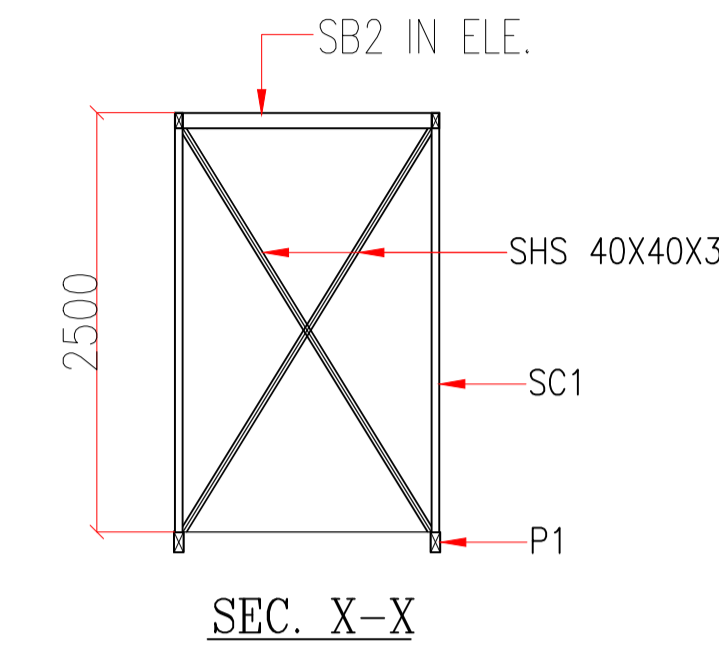
**A3**  
 SHEET

REVISION  
**R2**

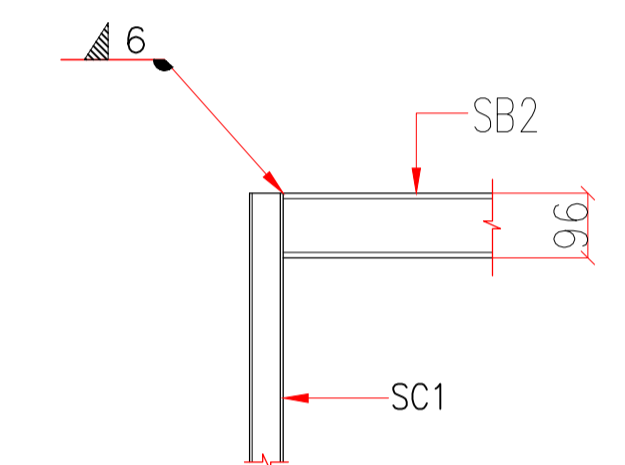
# DETAIL A LOCATION MARKED IN NMRC\_STR\_TERRACE\_02



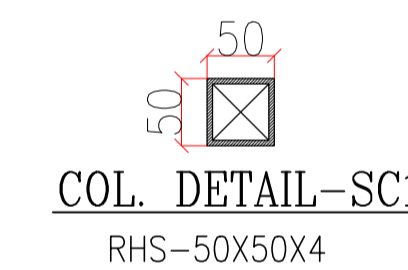
PLAN AT UPPER TANK LVL.



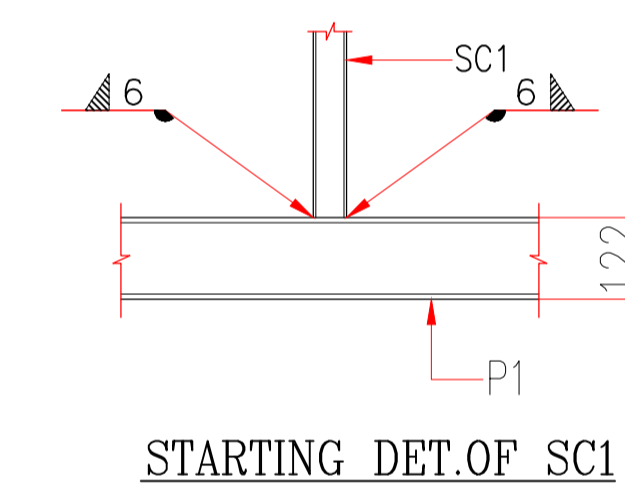
SEC. X-X



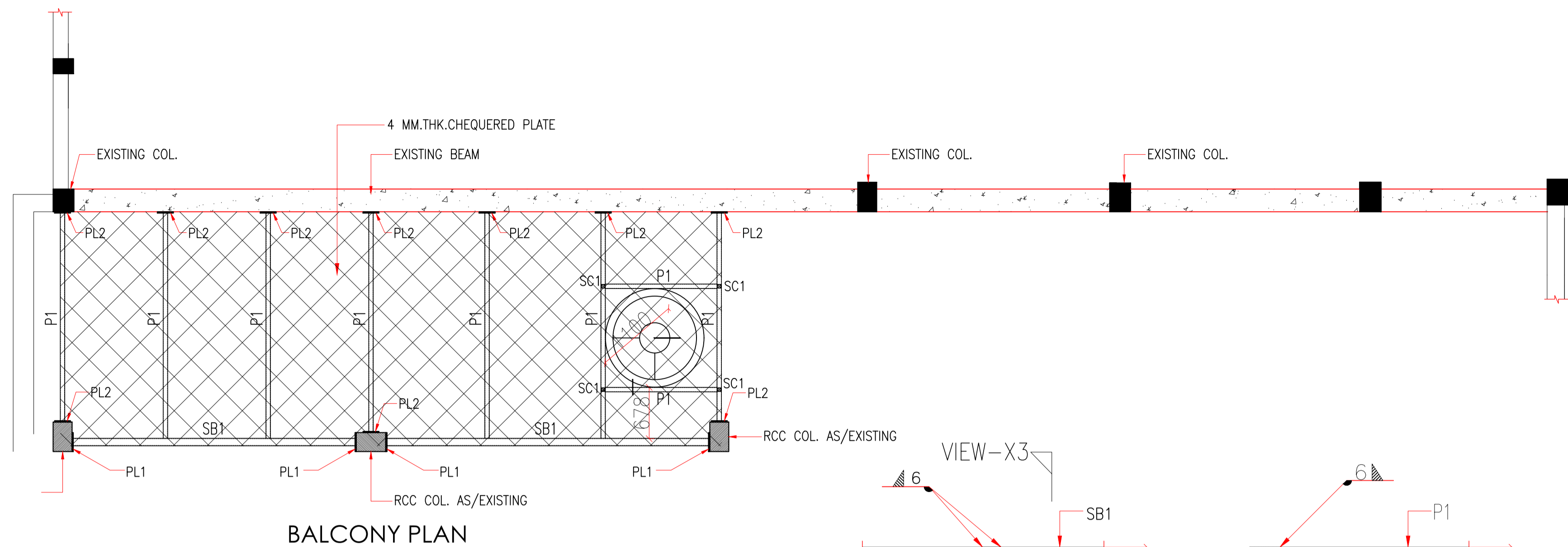
TYP.CONNECTION OF SC1 WITH SB2



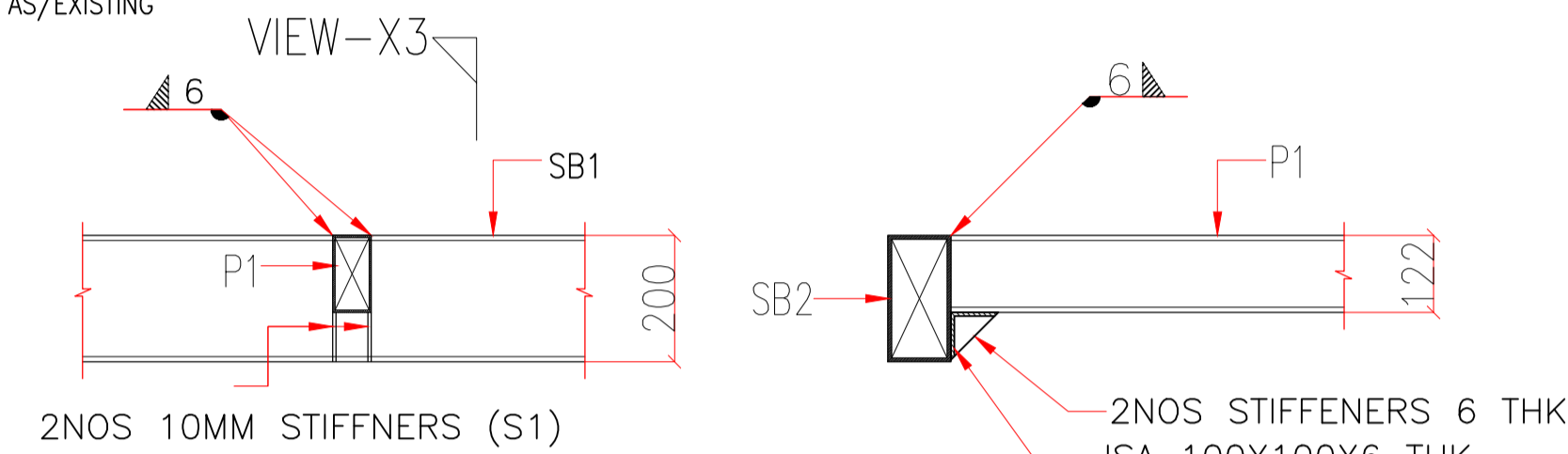
COL. DETAIL-SC1  
RHS-50X50X4



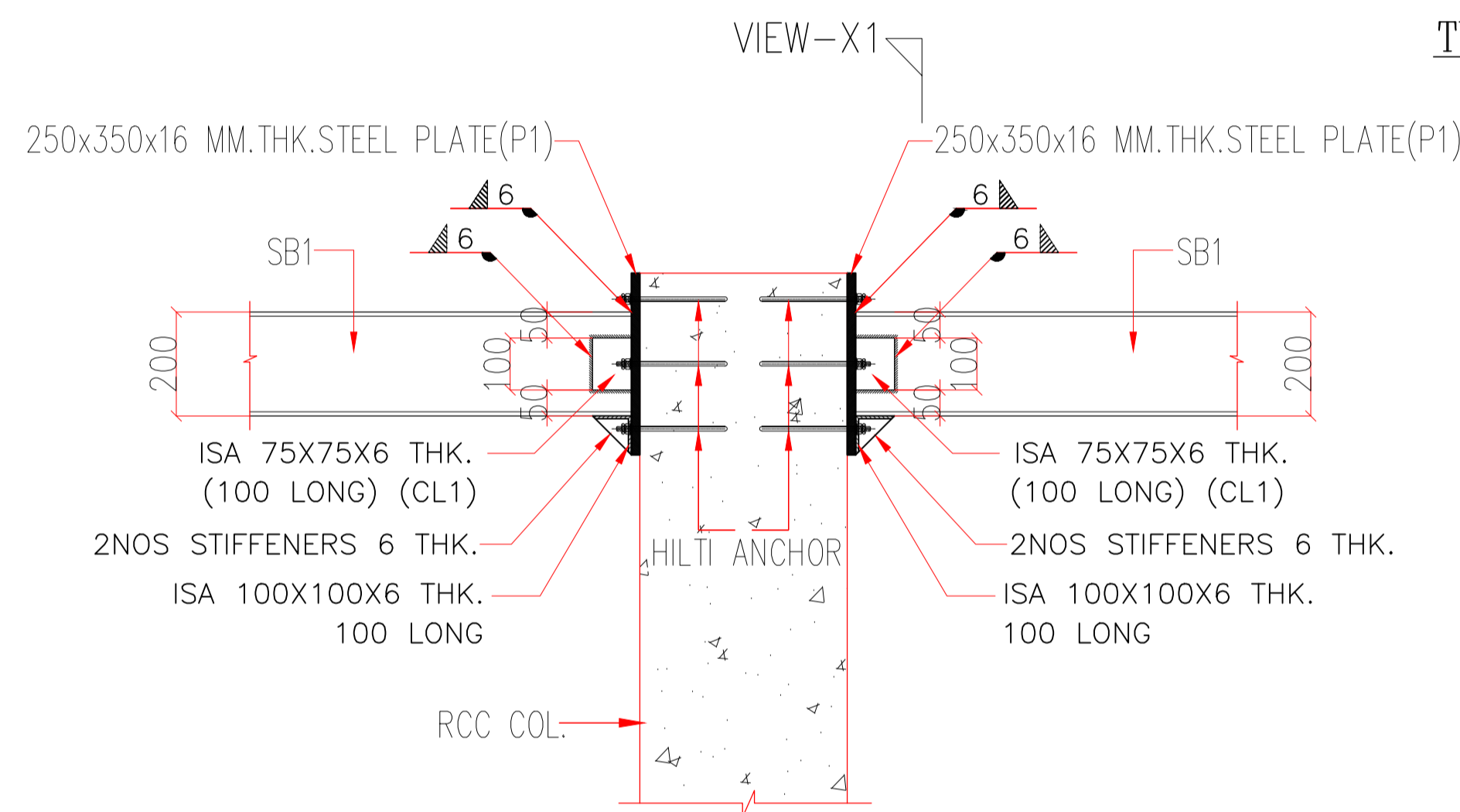
STARTING DET. OF SC1



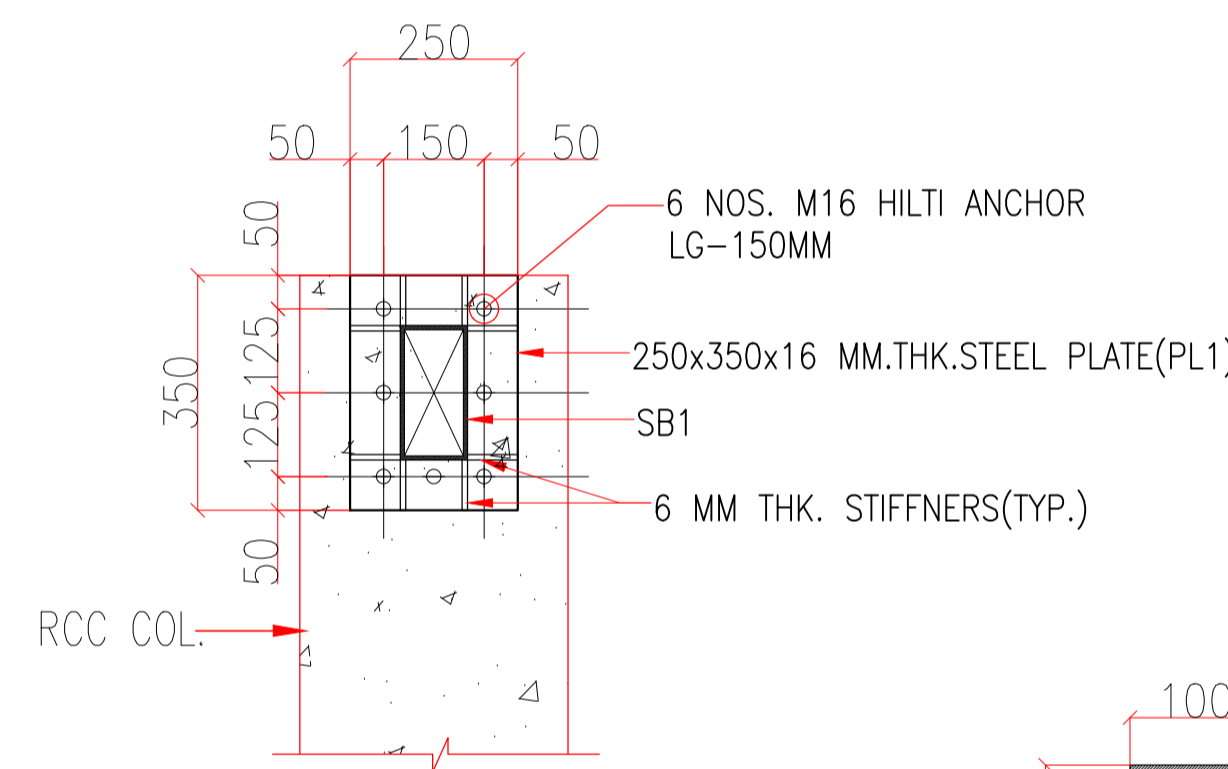
BALCONY PLAN



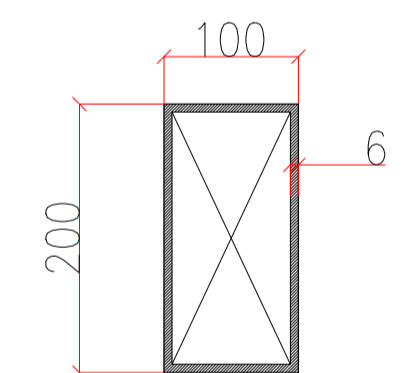
TYP.CONNECTION OF SB1 WITH P1  
VIEW DET.X3



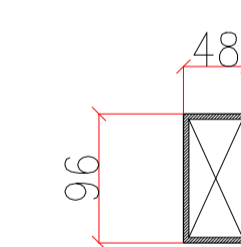
TYP.CONNECTION OF RCC COL. WITH SB1



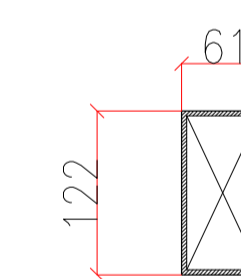
VIEW DET.X1  
STEEL PLATE DETAIL-PL1



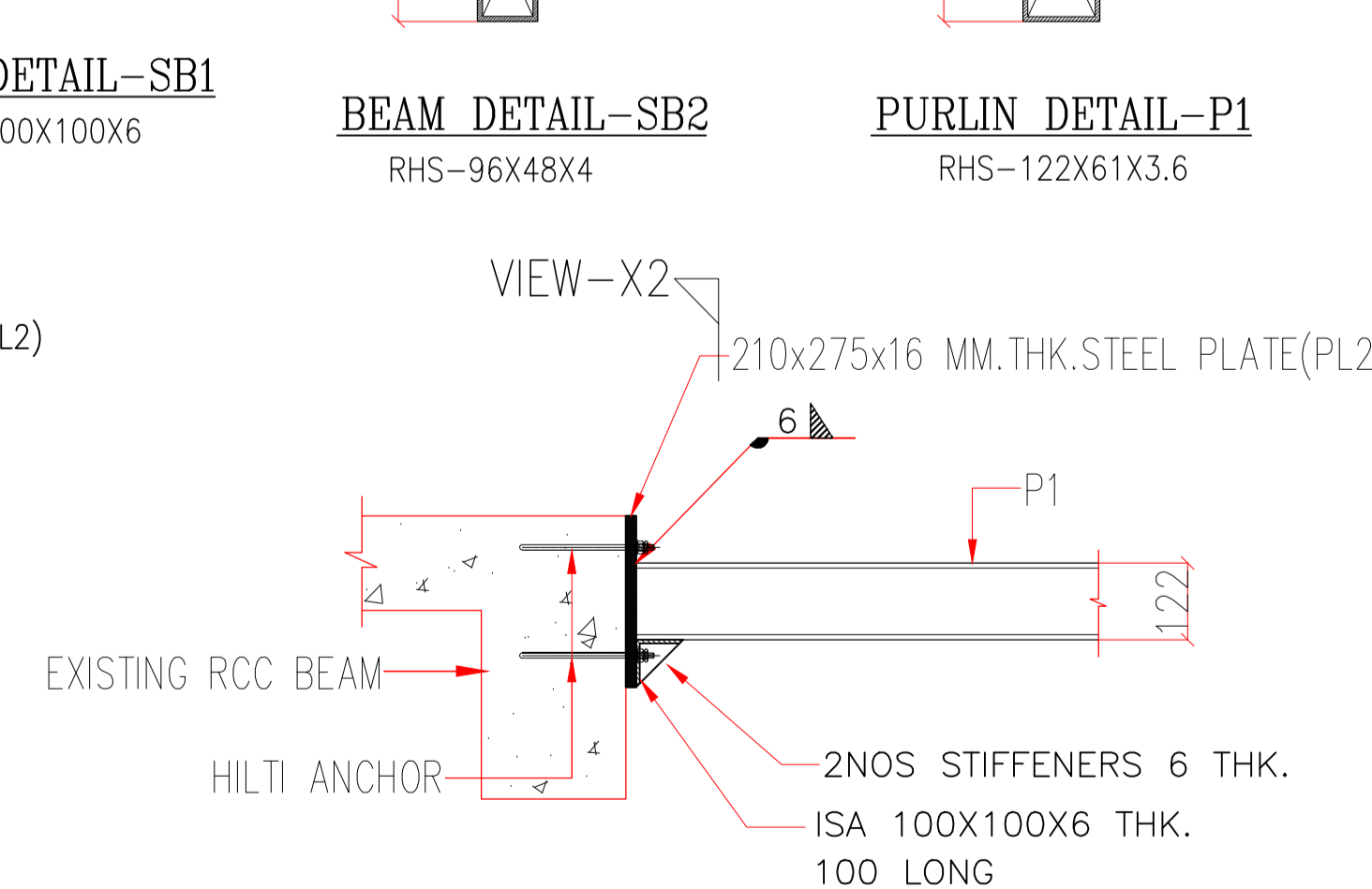
BEAM DETAIL-SB1  
RHS-200X100X6



BEAM DETAIL-SB2  
RHS-96X48X4



PURLIN DETAIL-P1  
RHS-122X61X3.6



TYP.CONNECTION OF RCC BEAM WITH P1



### GENERAL NOTES -

- NOTES & REFERENCES
1. READ THIS DRAWING IN CONJUNCTION WITH RELEVANT ARCHITECTURAL DRAWINGS. ANY DISCREPANCY IF FOUND SHALL BE BROUGHT TO THE NOTICE OF CONSULTANT
  2. ALL DIMENSIONS & LEVELS ARE IN MILLIMETERS.
  3. DO NOT SCALE ANY DIMENSION.

### WELDING NOTES -

1. ONLY WRITTEN DIMENSIONS ARE TO BE FOLLOWED. UNLESS MENTIONED OTHERWISE ALL DIMENSIONS ARE IN MM.
2. ALL STRUCTURAL STEEL COMPONENTS SHOWN IN THIS DRG. SHALL CONFORM TO IS 226 UNLESS OTHERWISE SPECIFIED WITH A MINIMUM YIELD STRENGTH OF 310N/sqmm. FABRICATION & ERECTION SHALL CONFORM TO IS: 800.
3. ALL JOINTS ARE WELDED JOINTS, UNLESS MENTIONED OTHERWISE.
4. ALL WELDS ARE 8MM FILLET WELDS UNLESS MENTIONED OTHERWISE.
5. WELDING SHALL BE CARRIED OUT IN ACCORDANCE WITH IS: 816 AND IS : 823.
6. ALL STRUCTURAL STEEL SHALL BE PAINTED WITH ONE COAT OF RED OXIDE PRIMER.
7. WELDING SYMBOLS USED IN DRGS. ARE AS UNDER: -
  - (a) FILLET WELD ON SIDE OF ARROW.
  - (b) FILLET WELD ON SIDE AWAY FROM ARROW.
  - (c) FILLET WELD ON BOTH SIDES.
  - (d) SINGLE 'V' FULL PENETRATION BUTT WELD.
  - (e) WELD ALL ROUND.
  - (f) FIELD WELD.
  - (g) FIELD WELD ALL AROUND.
  - (h) FILLET SIZE.
  - (i) UNWELDED LENGTH.
  - (j) LENGTH OF WELD LINE.

CLIENT:  
**NOIDA METRO RAIL CORPORATION**

PROJECT:  
**INTERIOR OF PROJECT OFFICE AT 2ND FLOOR OF GANGA SHOPPING COMPLEX-CIVIL, ELECTRICAL & OTHER MISC. WORKS**

ARCHITECT:  
**ATKV CONSULTANTS PVT. LTD.  
E-107 (LOWER GROUND FLOOR) G.K.-II  
NEW DELHI-110048  
PH.NO. 40536580, 29214906 TEL. FAX: 29214906**

ARCHITECT SIGN & STAMP:

DRAWING TITLE:  
**PROJECTION DETAIL FOR AM STAFF TOILET AT 2ND FLOOR & DETAIL A FOR ROOF STRUCTURAL SUPPORT AT TERRACE**

DRAWN BY : CHIRANJEEV RAY

DATE :  
**30-12-2024**

DRAWING NO  
**NMRC\_STR\_TERRACE\_03**

SCALE :  
**A3 SHEET**

REVISION  
**R2**